
**AMENDED AND RESTATED
WATER SUPPLY AGREEMENT
between
THE CITY AND COUNTY OF SAN FRANCISCO
and
WHOLESALE CUSTOMERS
in
ALAMEDA COUNTY, SAN MATEO COUNTY AND
SANTA CLARA COUNTY**

NOVEMBER 2018

TABLE OF CONTENTS

Article 1.	Parties, Effective Date, And Defined Terms	1
1.01.	Definitions.....	1
1.02.	Parties	1
1.03.	Effective Date	2
Article 2.	Term; Amendments During Term.....	4
2.01.	Term	4
2.02.	Extension and Renewal of Term	4
2.03.	Amendments	5
Article 3.	Water Supply	8
3.01.	Supply Assurance	8
3.02.	Allocation of Supply Assurance.....	9
3.03.	Wholesale Customer Service Areas	10
3.04.	Permanent Transfers of Individual Supply Guarantees	12
3.05.	Restrictions on Resale	13
3.06.	Conservation; Use of Local Sources; Water Management Charge	13
3.07.	Restrictions on Purchases of Water from Others; Minimum Annual Purchases	14
3.08.	Water Quality	15
3.09.	Completion of WSIP	15
3.10.	Regional Water System Repair, Maintenance and Operation	16
3.11.	Shortages	16
3.12.	Wheeling of Water from Outside SFPUC System	19
3.13.	Limits on New Customers	19
3.14.	Measurement of Water	21
3.15.	New Sources of Water Supply to Maintain Supply Assurance	23
3.16.	New Sources of Water Supply to Increase Supply Assurance	24
3.17.	Westside Basin Groundwater Storage and Recovery Project	24
3.18.	Water Supply Agreement Amendment Required.	29
Article 4.	Implementation of Interim Supply Limitation.....	31
4.01.	Interim Supply Limitation Imposed by SFPUC	31
4.02.	Retail and Wholesale Customer Allocations Under Interim Supply Limitation	31
4.03.	Transfers of Interim Supply Allocations.....	31
4.04.	Environmental Enhancement Surcharge.....	32
4.05.	San Jose/ Santa Clara Interim Supply Allocation and Process for Reduction/ Termination.....	34
4.06.	San Francisco Decisions in 2028 Regarding Future Water Supply	36

4.07.	Retained Discretion of SFPUC and Wholesale Customers	36
Article 5.	Wholesale Revenue Requirement	38
5.01.	Scope of Agreement	38
5.02.	General Principles	38
5.03.	Capital Cost Recovery - Existing Regional Assets	40
5.04.	Capital Cost Contribution - New Regional Assets	42
5.05.	Water Enterprise Operation and Maintenance Expenses.....	44
5.06.	Water Enterprise Administrative and General Expenses.....	46
5.07.	Water Enterprise Property Taxes.....	48
5.08.	Hetch Hetchy Enterprise Expenses	48
5.09.	Hetch Hetchy Enterprise Capital Costs	50
5.10.	Additional Agreements Related to Financial Issues	51
5.11.	Classification of Existing System Assets.....	54
Article 6.	Integration of Wholesale Revenue Requirement with SFPUC Budget Development and Rate Adjustments	57
6.01.	General.....	57
6.02.	Budget Development	57
6.03.	Rate Adjustments	57
6.04.	Rate Structure	59
6.05.	Balancing Account.....	60
6.06.	Wholesale Revenue Coverage Reserve	62
6.07.	Working Capital Requirement	64
6.08.	Wholesale Capital Fund.....	65
6.09.	SFPUC Adoption of Regional Water System 10-Year Capital Improvement Program	67
Article 7.	Accounting Procedures; Compliance Audit	72
7.01.	SFPUC Accounting Principles, Practices	72
7.02.	Calculation of and Report on Wholesale Revenue Requirement.....	73
7.03.	Appointment of Compliance Auditor	74
7.04.	Conduct of Compliance Audit	75
7.05.	Issuance of Compliance Auditor's Report	77
7.06.	Wholesale Customer Review.....	78
Article 8.	Other Agreements of the Parties.....	79
8.01.	Arbitration and Judicial Review	79
8.02.	Attorneys' Fees.....	83
8.03.	Annual Meeting and Report	84
8.04.	Administrative Matters Delegated to BAWSCA	85

8.05.	Preservation of Water Rights; Notice of Water Rights Proceedings	86
8.06.	SFPUC Rules and Regulations	86
8.07.	Reservations of, and Limitations on, Claims	87
8.08.	Prohibition of Assignment	89
8.09.	Notices	90
8.10.	Incorporation of Attachments	91
8.11.	Interpretation	91
8.12.	Actions and Approvals by San Francisco	91
8.13.	Counterparts	91
8.14.	Limitations on Damages	92
8.15.	Force Majeure	92
8.16.	No Third-Party Beneficiaries	93
8.17.	Good Faith and Fair Dealing	93
Article 9.	Implementation and Special Provisions Affecting Certain Wholesale Customers	94
9.01.	General; Individual Water Sales Contracts	94
9.02.	California Water Service Company	94
9.03.	City of Hayward	96
9.04.	Estero Municipal Improvement District	97
9.05.	Stanford University	97
9.06.	City of San Jose and City of Santa Clara	98
9.07.	City of Brisbane, Guadalupe Valley Municipal Improvement District, Town of Hillsborough	99

LIST OF ATTACHMENTS

A	Definitions
B	Wholesale Customer Regional Water System Purchases 2007-2008 (Section 1.03)
C	List of Agencies and Individual Supply Guarantees (Section 3.02)
D	Procedure for Pro Rata Reduction of Individual Supply Guarantees if Total Use Exceeds 184 MGD (Section 3.02)
E	Minimum Quantities for Dual Source Agencies (Section 3.07.C)
F	Sample Individual Water Sales Contract (Section 9.01)
G	Water Quality Notification and Communications Plan (2019 Update of 2017 Plan, Rev. 6) (Section 3.08.B)
H	Tier 1 Shortage Plan (Section 3.11.C)
I	NOT USED
J	Water Use Measurement and Tabulation (Section 3.14)
K-1	Wholesale Customers' Share of Net Book Value of Existing Assets (Section 5.03)
K-2	Wholesale Customers' Share of the Revenue-Funded Capital Expenditures (Section 5.03)
K-3	Annual Payments for Wholesale Share of 6/30/09 Net Plant & CWIP (Water Assets) (Section 5.03)
K-4	Annual Payments for Wholesale Share of 6/30/09 Net Plant & CWIP (Hetch Hetchy Assets) (Section 5.03)
K-5	10-Year Payoff Schedules for Existing Rate Base (Section 5.03)
L-1	Identification of WSIP Projects as Regional/Retail (Section 5.04)
L-2	Certificate of Use of Proceeds (Section 5.04.A)
L-3	Annual Report on Expenditures of and Earnings on Proceeds (Section 5.04.A)
M-1	Revenue-Funded Capital Additions (Section 5.04.B)
M-2	Revenue-Funded Capital Annual Reporting Requirements (Section 5.04.B)
M-3	Wholesale Capital Fund and Balancing Account Adjustment (Section 6.08)
N-1	Balancing Account/Rate Setting Calculation Table (Section 6.03.A.3.a)

N-2	Wholesale Revenue Requirement Schedules (Section 6.03.A.3.b)
N-3	Schedule of Projected Water Sales, Wholesale Revenue Requirement and Wholesale Rates (Section 6.03.A.3.c)
O	Statement of Wholesale Revenue Requirement/Changes in Balancing Account (Section 7.02.B.1)
P	Management Representation Letter (Section 7.02.B.5)
Q-1	San Jose Service Area (Section 9.06)
Q-2	Santa Clara Service Area (Section 9.06)
R	Classification of Existing System Assets (Section 5.11)

AMENDED AND RESTATED

WHOLESALE WATER SUPPLY AGREEMENT

Introductory Statement

Both San Francisco, as the Regional Water System owner and operator, and its Wholesale Customers share a commitment to the Regional Water System providing a reliable supply of high quality water at a fair price, and achieving these goals in an environmentally sustainable manner.

Article 1. Parties, Effective Date, And Defined Terms

1.01. Definitions

The capitalized terms used in this Agreement shall have the meanings set forth in Attachment A.

1.02. Parties

The parties to this Agreement are the City and County of San Francisco and such of the following entities (all of which purchase water from San Francisco) as have executed this Agreement:

Alameda County Water District
California Water Service Company
City of Brisbane
City of Burlingame
City of Daly City
City of East Palo Alto
City of Hayward
City of Menlo Park
City of Millbrae
City of Milpitas
City of Mountain View
City of Palo Alto

City of Redwood City
City of San Bruno
City of San José
City of Santa Clara
City of Sunnyvale
Coastside County Water District
Estero Municipal Improvement District
Guadalupe Valley Municipal Improvement District
Mid-Peninsula Water District
North Coast County Water District
Purissima Hills Water District
Stanford University
Town of Hillsborough
Westborough Water District

The entities listed above which have executed this Agreement shall be collectively referred to as the "Wholesale Customers."

1.03. Effective Date

A. Except as provided in subsection C, this Agreement shall become effective only when it has been approved by San Francisco and by each of the entities listed in Section 1.02 and when San Francisco and each of those entities (except for the City of Hayward) have entered into an Individual Water Sales Contract as provided in Section 9.01.

B. If San Francisco and all of the entities listed in Section 1.02 approve this Agreement and (except for the City of Hayward) an Individual Water Sales Contract on or before July 1, 2009, the effective date shall be July 1, 2009. If San Francisco and all of the entities listed in Section 1.02 approve this Agreement and (except for the City of Hayward) an Individual Water Sales Contract after July 1, 2009 but on or before September 1, 2009, the effective date shall be the date on which the last entity listed in Section 1.02 approves this Agreement and, if required, an Individual Water Sales Contract.

C. If by September 1, 2009 this Agreement has been approved by fewer than all of the entities listed in Section 1.02 or fewer than all of such entities (other than the City of Hayward) have entered into an Individual Water Sales Contract, but it has been approved by entities representing at least 75% in number and 75% of the water purchased from SFPUC by

all listed agencies during FY 2007-08 (i.e., 173.39 MGD), then San Francisco shall have the option to waive the requirement in subsection A that all listed agencies have approved this Agreement and an Individual Water Sales Contract as a condition precedent to this Agreement and any Individual Water Sales Contract becoming effective. San Francisco shall have 60 days from September 1, 2009 (i.e., until October 31, 2009) within which to decide whether or not to waive the condition. If San Francisco decides to waive the condition, those listed agencies that have approved this Agreement and Individual Water Sales Contract before October 31, 2009 will be bound thereby and this Agreement and Individual Water Sales Contracts will become effective as to them, as of the date of San Francisco's waiver. For purposes of determining whether listed agencies that have approved this Agreement represent at least 75% of the water purchased during FY 2007-08, the quantity of water attributable to each listed entity shall be as set forth on Attachment B.

D. The provisions of Article 9 that apply to fewer than all Wholesale Customers (i.e., Sections 9.02 - 9.07) shall not become effective unless San Francisco and the entity to which the section applies have each approved (1) this Agreement, and (2) the underlying Individual Water Sales Contract, unless otherwise provided in Article 9. This provision does not affect the continued enforceability of provisions in those sections that derive from independently enforceable judgments, orders or agreements.

Article 2. Term; Amendments During Term

2.01. Term

The term ("Term") of this Agreement shall be twenty five (25) years. The Term shall begin on July 1, 2009, regardless of whether the Effective Date is before or after that date, and shall end on June 30, 2034. Except as provided in Article 9, the term of all Individual Water Sales Contracts shall also begin on July 1, 2009 and end on June 30, 2034.

2.02. Extension and Renewal of Term

A. In December 2031, the SFPUC may provide written notice to the Wholesale Customers that it is willing to extend the Term of this Agreement. Between January 1, 2032 and June 30, 2032, any Wholesale Customer may accept the SFPUC's offer to extend the Term by providing a written notice of extension to the SFPUC. If such notices of extension are received from Wholesale Customers representing at least two-thirds in number as of June 30, 2032 and seventy five percent (75%) of the quantity of water delivered by the SFPUC to all Wholesale Customers during fiscal year 2030-31, the Term shall be extended for another five (5) years ("First Extension Term"), through June 30, 2039. No party to this Agreement which does not wish to remain a party during the Extension Term shall be compelled to do so by the actions of other parties under this section.

B. In December 2036, the SFPUC may provide written notice to the Wholesale Customers that it is willing to extend the Term of this Agreement. Between January 1, 2037 and June 30, 2037, any Wholesale Customer may accept the SFPUC's offer to extend the Term by providing a written notice of extension to the SFPUC. If such notices of extension are received from Wholesale Customers representing at least two-thirds in number as of June 30, 2037 and seventy five percent (75%) of the quantity of water delivered by the SFPUC to all Wholesale Customers during fiscal year 2035-36, the Term shall be extended for another five (5) years ("Second Extension Term"), through June 30, 2044. No party to this Agreement which does not wish to remain a party during the Extension Term shall be compelled to do so by the actions of other parties under this section.

C. After the expiration of the Term, and, if applicable, the Extension Terms, this Agreement may be renewed by mutual consent of the parties, subject to any modifications thereof which may be determined at that time. If fewer than all of the parties desire to renew this Agreement beyond its Term, with or without modifications, the SFPUC and the Wholesale

Customers who wish to extend the Agreement shall be free to do so, provided that no party to this Agreement which does not wish to become a party to such a renewed Agreement shall be compelled to do so by the actions of other parties under this section.

2.03. Amendments

A. Amendments to Agreement; General

1. This Agreement may be amended with the written consent of all parties.
2. This Agreement may also be amended with the written consent of San Francisco and of Wholesale Customers representing at least two-thirds in number (i.e., 18 as of July 1, 2009) and seventy five percent (75%) of the quantity of water delivered by San Francisco to all Wholesale Customers during the fiscal year immediately preceding the amendment.
3. No amendment which adversely affects a Fundamental Right of a Wholesale Customer may be made without the written consent of that customer. Amendments to Article 5 which merely affect the allocation of costs between City Retail customers on the one hand and Wholesale Customers collectively on the other, and amendments to Articles 6 and 7 which merely alter budgetary, accounting and auditing procedures do not affect Fundamental Rights and may be made with the consent of parties meeting the requirements of Section 2.03.A.2.
4. When an amendment has been approved by San Francisco and the number of Wholesale Customers required in Section 2.03.A.2, San Francisco shall notify each of the Wholesale Customers in writing of the amendment's adoption. Notwithstanding any provision of law or this Agreement, any Wholesale Customer that claims that the amendment violates its Fundamental Rights under Section 2.03.A.3, shall have 30 days from the date San Francisco delivers the notice of its adoption in which to challenge the amendment's validity through a judicial action. If no such action is filed within 30 days, the amendment shall be finally and conclusively deemed to have been adopted in compliance with this section.

B. Amendments to Article 9

1. Notwithstanding the provisions of Sections 2.03.A.2 and 2.03.A.3, any provision of Article 9 which applies only to an individual Wholesale Customer may be amended with the written concurrence of San Francisco and the Wholesale Customer to which it applies;

provided that the amendment will not, directly or indirectly, adversely affect the Fundamental Rights of the other Wholesale Customers.

2. Before making any such amendment effective, San Francisco shall give notice, with a copy of the text of the proposed amendment, to all other Wholesale Customers. The Wholesale Customers shall have 30 days in which to object to the amendment on the ground that it is not permissible under this subsection. If no such objection is received by San Francisco, the proposed amendment shall become effective. If one or more Wholesale Customers object to the amendment, San Francisco, the individual Wholesale Customer with which San Francisco intends to effect the amendment, and the Wholesale Customer(s) which lodged the objection shall meet to discuss the matter.

3. If the dispute cannot be resolved and San Francisco and the Wholesale Customer involved elect to proceed with the amendment, either San Francisco or the Wholesale Customer shall give written notice of such election to each Wholesale Customer that has objected. Any Wholesale Customer that has objected to such amendment shall have 30 days from receipt of this notice within which to commence an action challenging the validity of such amendment, and such amendment shall be deemed effective as of the end of this 30-day period unless restrained by order of court.

C. **Amendments to Attachments.** The following attachments may be amended with the written concurrence of San Francisco and BAWSCA on behalf of the Wholesale Customers:

<u>Attachment</u>	<u>Name</u>
G	Water Quality Notification and Communications Plan (2019 Update of 2017 Plan, Rev. 6)
J	Water Use Measurement and Tabulation
L-1	Identification of WSIP Projects as Regional/Retail
N-1	Balancing Account/Rate Setting Calculation Table
N-2	Wholesale Revenue Requirement Schedules
N-3	Schedule of Projected Water Sales, Wholesale Revenue Requirement and Wholesale Rates
P	Management Representation Letter

R Classification of Existing System Assets (subject to Section 5.11)

Amendments to these attachments shall be approved on behalf of San Francisco by the Commission and on behalf of BAWSCA by its Board of Directors, unless the Commission by resolution delegates such authority to the General Manager of the SFPUC or the Board of Directors by resolution delegates such authority to the General Manager/CEO of BAWSCA.

D. **Amendments to Individual Water Sales Contracts.** Individual Water Sales Contracts described in Section 9.01 may be amended with the written concurrence of San Francisco and the Wholesale Customer which is a party to that Individual Water Sales Contract; provided that the amendment is not inconsistent with this Agreement or in derogation of the Fundamental Rights of other Wholesale Customers under this Agreement.

Article 3. Water Supply

3.01. Supply Assurance

A. San Francisco agrees to deliver water to the Wholesale Customers up to the amount of the Supply Assurance. The Supply Assurance is for the benefit of the entities listed in Section 1.02, irrespective of whether or not they have executed this Agreement. Water delivered by San Francisco to Retail Customers shall not be included in the Supply Assurance. Until December 31, 2018, the foregoing commitment is subject to Article 4.

B. Both the Supply Assurance and the Individual Supply Guarantees identified in Section 3.02 are expressed in terms of daily deliveries on an annual average basis and do not themselves constitute a guarantee by San Francisco to meet peak daily or hourly demands of the Wholesale Customers, irrespective of what those peak demands may be. The parties acknowledge, however, that the Regional Water System has been designed and constructed to meet peak daily and hourly demands and that its capacity to do so has not yet been reached. San Francisco agrees to operate the Regional Water System to meet peak requirements of the Wholesale Customers to the extent possible without adversely affecting its ability to meet peak demands of Retail Customers. This Agreement shall not preclude San Francisco from undertaking to meet specific peak demand requirements of individual Wholesale Customers in their Individual Water Sales Contracts.

C. The Supply Assurance is perpetual and shall survive the expiration or earlier termination of this Agreement. Similarly, the Individual Supply Guarantees identified in Section 3.02 and/or the Individual Water Sales Contracts are perpetual and shall survive the expiration or earlier termination of this Agreement or the Individual Water Sales Contracts.

D. Notwithstanding the Supply Assurance established by this section, the Individual Supply Guarantees identified in Section 3.02 and the Individual Water Sales Contracts, the amount of water made available by San Francisco to the Wholesale Customers is subject to reduction, to the extent and for the period made necessary by reason of water shortage, Drought, Emergencies, or by malfunctioning or rehabilitation of facilities in the Regional Water System. Any such reduction will be implemented in accordance with Section 3.11. The amount of water made available to the Wholesale Customers may not be reduced, however, merely because the water recycling and groundwater projects which the WSIP envisions to be constructed within San Francisco, or the conservation programs intended to reduce water use

by Retail Customers that are included in the WSIP, do not generate the yield or savings (10 MGD combined) anticipated by San Francisco.

3.02. Allocation of Supply Assurance

A. Pursuant to Section 7.02 of the 1984 Agreement, a portion of the Supply Assurance has been allocated among 24 of the 26 Wholesale Customers. These Individual Supply Guarantees are also expressed in terms of annual average metered deliveries of millions of gallons per day and are listed in Attachment C.

B. Three Wholesale Customers do not have Individual Supply Guarantees. The cities of San Jose and Santa Clara do not have an Individual Supply Guarantees because San Francisco has provided water to them on a temporary and interruptible basis as described in Sections 4.05 and 9.06. The City of Hayward does not have an Individual Supply Guarantee because of the terms of the 1962 contract between it and San Francisco, as further described in Section 9.03.

C. If the total amount of water delivered by San Francisco to Hayward and to the Wholesale Customers that are listed on Attachment C exceeds 184 MGD over a period of three consecutive fiscal years (i.e., July 1 through June 30), then the Individual Supply Guarantees of those Wholesale Customers listed on Attachment C shall be reduced pro rata so that their combined entitlement and the sustained use by Hayward does not exceed 184 MGD. The procedure for calculating the pro rata reduction in Individual Supply Guarantees is set out in Attachment D.

1. The provisions of this subsection C are not in derogation of the reservation of claims to water in excess of the Supply Assurance which are contained in Section 8.07. Nor do they constitute an acknowledgement by Wholesale Customers other than Hayward that San Francisco is obligated or entitled to reduce their Individual Supply Guarantees in the circumstances described herein. The provisions of this subsection C shall, however, be operative unless and until a court determines that its provisions violate rights of the Wholesale Customers derived independently of this Agreement.

2. The foregoing paragraph is not intended to and shall not constitute a contractual commitment on the part of San Francisco to furnish more water than the Supply Assurance to the Wholesale Customers or a concession by San Francisco that the provisions of this subsection violate any rights of the Wholesale Customers.

D. Notwithstanding the reservation of claims contained in Sections 3.02.C and 8.07, it shall be the responsibility of each Wholesale Customer to limit its purchases of water from San Francisco so as to remain within its Individual Supply Guarantee. San Francisco shall not be liable to any Wholesale Customer or be obligated to supply more water to any Wholesale Customer individually or to the Wholesale Customers collectively than the amount to which it or they are otherwise entitled under this Agreement due to the use by any Wholesale Customer of more water than the amount to which it is entitled under this Agreement.

E. San Francisco shall install such new connections between the Regional Water System and the distribution system of any Wholesale Customer that are necessary to deliver the quantities of water to which the Wholesale Customer is entitled under this Agreement. San Francisco shall have the right to determine the location of such connections, in light of the need to maintain the structural integrity of the Regional Water System and, where applicable, the need to limit peaking directly off of Regional Water System pipelines by a Wholesale Customer's individual retail customers, the need to ensure that a Wholesale Customer's individual retail customers have access to alternative sources of water in the event of a reduction in San Francisco's ability to provide them with water, and other factors which may affect the desirability or undesirability of a particular location. San Francisco's decisions regarding the location of new connections and the location, size and type of any new meters shall not be reviewable by a court except for an abuse of discretion or failure to provide a Wholesale Customer with connections and meters adequate to deliver the quantity of water to which it is entitled under this Agreement.

3.03. Wholesale Customer Service Areas

A. Each of the Individual Water Sales Contracts described in Section 9.01 will contain, as an exhibit, a map of the Wholesale Customer's service area. A Wholesale Customer may not deliver water furnished to it by San Francisco outside the boundary of its service area without the prior written consent of San Francisco, except for deliveries to another Wholesale Customer on an emergency and temporary basis pursuant to Section 3.07.B.

B. If a Wholesale Customer wishes to expand its service area, it shall request San Francisco's consent to the expansion and provide information reasonably requested by San Francisco about the amount of water projected to be purchased from San Francisco to meet demand within the area proposed to be added to the service area.

C. San Francisco may refuse a Wholesale Customer's request to expand its service area on any reasonable basis. If San Francisco denies a request by a Wholesale Customer to expand its service area, or fails to act on the request for six months after it has been submitted, the Wholesale Customer may challenge San Francisco's denial or delay in court. Such a challenge may be based on the Wholesale Customers' claim, reserved in Section 8.07, that San Francisco is obligated under federal or state law to furnish water, included within its Individual Supply Guarantee, to it for delivery outside its then-existing service area and that it is entitled to enlarge its service area to supply water to such customers. San Francisco reserves the right to contest any such claim on any applicable ground. This subsection does not apply to San Jose and Santa Clara, whose maximum service areas are fixed pursuant to Section 9.06.

D. This section will not prevent San Francisco and any Wholesale Customer, other than San Jose and Santa Clara, from agreeing in an Individual Water Sales Contract or an amendment thereto that:

- the Wholesale Customer may expand its service area without subsequent San Francisco approval to a definitive size but no larger, or
- the Wholesale Customer will not expand its service area beyond its present limits without San Francisco approval

and waiving the provisions of this section with respect to any additional expansion.

E. If two or more Wholesale Customers agree to adjust the boundaries of their respective service areas so that one assumes an obligation to serve customers in an area that was previously within the service area of another Wholesale Customer, they may also correspondingly adjust their respective Individual Supply Guarantees. Such adjustments are not subject to the requirements of Section 3.04 and shall require only the consent of San Francisco and the Wholesale Customers involved, so long as the Supply Assurance and the Individual Supply Guarantees of other Wholesale Customers are not affected. Service area boundary adjustments that would result in the expansion of any California Water Service Company service areas are subject to the requirements of Section 9.02.D. Any adjustment of service area boundaries that would result in the supply of water in violation of this Agreement or the Act shall be void.

F. San Francisco acknowledges that it has heretofore consented in writing to deliveries of water by individual Wholesale Customers outside their service area boundaries and

agrees that nothing in this Agreement is intended to affect such prior authorizations, which remain in full force and effect according to their terms. Such authorizations shall be identified in the Individual Water Sales Contracts.

3.04. Permanent Transfers of Individual Supply Guarantees

A. A Wholesale Customer that has an Individual Supply Guarantee may transfer a portion of it to one or more other Wholesale Customers, as provided in this section.

B. Transfers of a portion of an Individual Supply Guarantee must be permanent. The minimum quantity that may be transferred is 1/10th of a MGD.

C. Transfers of portions of Individual Supply Guarantees are subject to approval by the SFPUC. SFPUC review is limited to determining (1) whether a proposed transfer complies with the Act, and (2) whether the affected facilities in the Regional Water System have sufficient capacity to accommodate delivery of the increased amount of water to the proposed transferee.

D. The participants in a proposed transfer shall provide notice to the SFPUC specifying the amount of the Individual Supply Guarantee proposed to be transferred, the proposed effective date of the transfer, which shall not be less than 60 days after the notice is submitted to the SFPUC, and the Individual Supply Guarantees of both participants resulting from the transfer. The SFPUC may require additional information reasonably necessary to evaluate the operational impacts of the transfer. The SFPUC will not unreasonably withhold or delay its approval; if the SFPUC does not act on the notice within 60 days, the transfer will be deemed to have been approved.

E. Within 30 days after the transfer has become effective, both the transferor and the transferee will provide notice to the SFPUC and BAWSCA. By September 30 of each year during the Term, the SFPUC and BAWSCA will prepare an updated Attachment C to reflect transfers occurring during the immediately preceding fiscal year.

F. Amounts transferred will remain subject to pro rata reduction under the circumstances described in Section 3.02.C and according to the formula set forth in Attachment D.

3.05. Restrictions on Resale

Each Wholesale Customer agrees that it will not sell any water purchased from San Francisco to a private party for resale by such private party to others in violation of the Act.

Each Wholesale Customer also agrees that it will not sell water purchased from San Francisco to another Wholesale Customer without prior written approval of the SFPUC, except on a temporary and emergency basis as permitted in Section 3.07.B.2. The SFPUC agrees that it will not unreasonably withhold its consent to a request by a Wholesale Customer to deliver water to another Wholesale Customer for resale.

3.06. Conservation; Use of Local Sources; Water Management Charge

A. In order to support the continuation and expansion of water conservation programs, water recycling, and development of alternative supplies within the Wholesale Customers' service areas, the SFPUC will, if requested by BAWSCA, include the Water Management Charge in water bills sent to Wholesale Customers. The SFPUC will deliver all Water Management Charge revenue to BAWSCA monthly and shall deliver an annual accounting of Water Management Charge revenue to BAWSCA within 90 days after the end of each fiscal year. The SFPUC's obligations to collect and deliver Water Management Charge revenue to BAWSCA under this subsection are conditioned on BAWSCA's delivery to the SFPUC of an annual report describing the projects and programs on which Water Management Charge funds received from the SFPUC during the previous fiscal year were expended and an estimate of the amount of water savings attributable to conservation programs and of the yield of alternative supplies developed. This report will be due within 180 days after the end of each fiscal year during which Water Management Charge funds were received.

B. The SFPUC will work together with BAWSCA to explore ways to support water conservation programs, recycling projects, and conjunctive use alternatives outside the Wholesale Service Area, in particular projects and programs that have the potential to increase both flows in the lower Tuolumne River (downstream of New Don Pedro Reservoir) and water deliveries to the Regional Water System.

C. Each Wholesale Customer shall take all actions within its legal authority related to water conservation that are necessary to insure that the SFPUC (a) remains eligible for (i) state and federal grants and (ii) access to the Drought Water Bank operated by the California Department of Water Resources, as well as other Drought-related water purchase or transfer

programs, and (b) complies with future legal requirements imposed on the Regional Water System by the federal government, the State, or any other third party as conditions for receiving funding or water supply.

D. San Francisco and each Wholesale Customer agree that they will diligently apply their best efforts to use both surface water and groundwater sources located within their respective service areas and available recycled water to the maximum feasible extent, taking into account the environmental impacts, the public health effects and the effects on supply reliability of such use, as well as the cost of developing such sources.

3.07. Restrictions on Purchases of Water from Others; Minimum Annual Purchases

A. Each Wholesale Customer (except for Alameda County Water District and the cities of Milpitas, Mountain View and Sunnyvale) agrees that it will not contract for, purchase or receive, with or without compensation, directly or indirectly, from any person, corporation, governmental agency or other entity, any water for delivery or use within its service area without the prior written consent of San Francisco.

B. The prohibition in subsection A does not apply to:

1. recycled water;
2. water necessary on an emergency and temporary basis, provided that the Wholesale Customer promptly gives San Francisco notice of the nature of the emergency, the amount of water that has been or is to be purchased, and the expected duration of the emergency; or
3. water in excess of a Wholesale Customer's Individual Supply Guarantee.

C. Alameda County Water District and the cities of Milpitas, Mountain View and Sunnyvale may purchase water from sources other than San Francisco, provided that San Francisco shall require that each purchase a minimum annual quantity of water from San Francisco. These minimum quantities are set out in Attachment E and shall also be included in the Individual Water Sales Contracts between San Francisco and each of these four Wholesale Customers. The minimum purchase requirement in these Individual Water Sales Contracts will be waived during a Drought or other period of water shortage if the water San Francisco makes available to these Wholesale Customers is less than its minimum purchase quantity.

3.08. Water Quality

A. San Francisco shall deliver treated water to Wholesale Customers (except Coastside County Water District, which receives untreated water from Crystal Springs and Pilarcitos Reservoirs) that complies with primary maximum contaminant level and treatment technique standards at the regulatory entry points designated in the San Francisco Regional Water System Domestic Water Supply Permit (currently Permit No. 02-04-04P3810001) issued by the California Department of Public Health (CDPH).

B. San Francisco will provide notice to the Wholesale Customers in accordance with the Water Quality Notification and Communications Plan (2019 Update of 2017 Plan, Rev. 6), attached hereto as Attachment G. San Francisco will regularly update its plan in consultation with the Wholesale Customers and the CDPH. The next update will be completed one year after the Effective Date and include expanded coverage of secondary maximum contaminant level exceedances and water quality communication triggers. The plan will note that the Wholesale Customers will receive the same notification no later than the San Francisco water system (currently Permit No. 02-04-01P3810011) except for distribution-related issues.

C. San Francisco and the Wholesale Customers will establish a Water Quality Committee. The Water Quality Committee will meet at least quarterly to collaboratively address water quality issues, such as Water Quality Notification and Communications Plan updates, regulatory issues, and water quality planning studies/ applied research. San Francisco and each Wholesale Customer will designate a representative to serve on the committee. There will be a Chair and Vice Chair position for the Water Quality Committee. The Chair and Vice Chair positions will be held by San Francisco and the Wholesale Customers and rotate between them on an annual basis.

3.09. Completion of WSIP

San Francisco will complete construction of the physical facilities in the WSIP by December 30, 2021. The SFPUC agrees to provide for full public review and comment by local and state interests of any proposed changes that delay previously adopted project completion dates or that delete projects. The SFPUC shall meet and consult with BAWSCA before proposing to the Commission any changes in the scope of WSIP projects which reduce their capacity or ability to achieve adopted Level of Service Goals and Objectives. The SFPUC

retains discretion to determine whether to approve the physical facilities in the WSIP until after it completes the CEQA process as set forth in Section 4.07.

3.10. Regional Water System Repair, Maintenance and Operation

A. San Francisco will keep the Regional Water System in good working order and repair consistent with prudent utility practice.

B. San Francisco will submit reports to its Retail and Wholesale Customers on the "State of the Regional Water System," including reports on completed and planned maintenance, repair or replacement projects or programs, by September of every even-numbered year, with reports to start in September 2010.

C. San Francisco will cooperate with any audit of the SFPUC's asset management practices that may be initiated and financed by BAWSCA or the Wholesale Customers. BAWSCA may contract with third parties to conduct the audits. San Francisco will consider the findings and recommendations of such audits and will provide a written response indicating agreement with the recommendations, or disagreement with particular recommendations and the reasons why, within 90 calendar days after receipt.

D. San Francisco will continue to operate its reservoirs in a manner that assigns higher priority to the delivery of water to the Bay Area and the environment than to the generation of electric power. The SFPUC, as the Regional Water System operator, is solely responsible for making day-to-day operational decisions.

3.11. Shortages

A. **Localized Water Reductions**. Notwithstanding San Francisco's obligations to deliver the Supply Assurance to the Wholesale Customers collectively and the Individual Supply Guarantees to Wholesale Customers individually, San Francisco may reduce the amount of water available or interrupt water deliveries to specific geographical areas within the Regional Water System service area to the extent that such reductions are necessary due to Emergencies, or in order to install, repair, rehabilitate, replace, investigate or inspect equipment in, or perform other maintenance work on, the Regional Water System. Such reductions or interruptions may be imposed by San Francisco without corresponding reductions or interruptions in the amount of water available to SFPUC water users outside the specific geographical area where reductions or interruptions are necessary, if the system's ability to supply water outside the specific geographical area has not been impaired. In the event of such

a reduction or interruption, San Francisco will restore the supply of water to the specific geographical area as soon as is possible. Except in cases of Emergencies (during which oral notice shall be sufficient), San Francisco will give the affected Wholesale Customer(s) reasonable written notice of such localized reductions or interruptions, the reasons therefor, and the probable duration thereof.

B. System-Wide Shortages and SFPUC Response to Regional Emergencies.

Following a major system emergency event, the SFPUC will work closely with its Wholesale Customers to monitor customer demand, including the demand source. In the event that any individual Wholesale Service Area or Retail Service Area customer's uncontrolled distribution system leaks could result in major water waste and endanger the supply provided by the Regional Water System as a whole, flow through some customer connections may need to be temporarily reduced or terminated. SFPUC will work closely with customers to assess the nature of the demand (e.g. fire-fighting versus leakage), so that public health and safety protection can be given top priority.

1. All emergencies that require use of non-potable source water will require use of chlorine, or other suitable disinfectant, if feasible.

2. San Francisco will use its best efforts to meet the seismic reliability and delivery reliability Level of Service Goals and Objectives adopted by the Commission in conjunction with the WSIP. San Francisco will distribute water on an equitable basis throughout the Regional Water System service area following a regional Emergency, subject to physical limitations caused by damage to the Regional Water System.

3. San Francisco's response to Emergencies will be guided by the then-current version of the ERRP. The SFPUC shall periodically review, and the Commission may amend, the ERRP to ensure that it remains an up-to-date and effective management tool.

4. The SFPUC will give the Wholesale Customers notice of any proposal to amend the ERRP in a manner that would affect them. The notice will be delivered at least thirty days in advance of the date on which the proposal is to be considered by the Commission and will be accompanied by the text of the proposed amendment.

C. Shortages Caused by Drought: Acquisition of Dry Year Supplies.

Notwithstanding San Francisco's obligations to deliver the Supply Assurance to the Wholesale Customers collectively and the Individual Supply Guarantees to Wholesale Customers

individually, San Francisco may reduce the amount of water available to the Wholesale Customers in response to Drought.

1. The Tier 1 Shortage Plan (Attachment H) will continue to be used to allocate water from the Regional Water System between Retail and Wholesale Customers during system-wide shortages of 20% or less.

2. San Francisco and the Wholesale Customers may negotiate in good faith revisions to the Tier 1 Shortage Plan to adjust for and accommodate anticipated changes due to demand hardening in the SFPUC's Wholesale and Retail Service Areas. Until agreement is reached, the current Tier 1 Shortage Plan will remain in effect.

3. The SFPUC will honor allocations of water among the Wholesale Customers ("Tier 2 Allocations") provided by BAWSCA or if unanimously agreed to by all Wholesale Customers. If BAWSCA or all Wholesale Customers do not provide the SFPUC with Tier 2 Allocations, then the SFPUC may make a final allocation decision after first meeting and discussing allocations with BAWSCA and the Wholesale Customers. For Regional Water System shortages in excess of 20%, San Francisco shall (a) follow the Tier 1 Shortage Plan allocations up to the 20% reduction, (b) meet and discuss how to implement incremental reductions above 20% with the Wholesale Customers, and (c) make a final determination of allocations above the 20% reduction. After the SFPUC has made the final allocation decision, the Wholesale Customers shall be free to challenge the allocation on any applicable legal or equitable basis.

4. San Francisco will use its best efforts to identify potential sources of dry year water supplies and establish the contractual and other means to access and deliver those supplies in sufficient quantity to meet a goal of not more than 20 percent system-wide shortage in any year of the design drought.

5. San Francisco will cooperate with BAWSCA to improve water supply reliability. As an example of such cooperation, San Francisco may invite a representative of BAWSCA to attend and participate in meetings with third parties for development of dry year water supplies. If San Francisco does not invite a BAWSCA representative to attend a specific scheduled meeting, it will promptly (within 30 days of any such meeting) provide BAWSCA with a written or oral report on the meeting, including any decisions reached at it, as well as information about planned subsequent meetings. Progress in securing dry year water supplies

will be reported to the SFPUC and the BAWSCA board of directors during the first quarter of each calendar year.

3.12. Wheeling of Water from Outside SFPUC System

Subject to the Wheeling Statute, the SFPUC will not deny use of Regional Water System unused capacity for wheeling when such capacity is available for wheeling purposes during periods when the SFPUC has declared a water shortage emergency under Water Code Section 350 if the following conditions are met:

A. The transferor pays reasonable charges incurred by the SFPUC as a result of the wheeling, including capital, operation, maintenance, administrative and replacement costs (as such are defined in the Wheeling Statute).

B. Wheeled water that is stored in the Regional Water System spills first.

C. Wheeled water will not unreasonably: (1) impact fish and wildlife resources in Regional Water System reservoirs; (2) diminish the quality of water delivered for consumptive uses; or (3) increase the risk of exotic species impairing Regional Water System operations. The transferor may at its own expense provide for treatment to mitigate these effects.

D. Priority will be given to wheeling by Wholesale Customers or BAWSCA over arrangements for third-party public entities.

3.13. Limits on New Customers

A. **New Wholesale Customers Prior to December 31, 2028.** Until December 31, 2028, San Francisco will not enter into contracts to supply water to any entity other than a Wholesale Customer (whether permanent or temporary, firm or interruptible) unless:

1. It completes any necessary environmental review under CEQA of the proposed new wholesale water service obligations as provided in Section 4.07;

2. It concurrently completes any necessary environmental review under CEQA as provided in Section 4.07 and commits to make both San Jose and Santa Clara permanent customers with Individual Supply Guarantees equal to at least 9 MGD; and

3. This Agreement is amended to incorporate any commitments to proposed new wholesale customers and to San Jose and Santa Clara, and to address the effects, if any,

of the new customer(s) on water supply reliability, water quality and cost to existing customers of the Regional Water System.

B. **New Wholesale Customers After December 31, 2028.** As of January 1, 2029, San Francisco will not enter into contracts to supply water to any entity other than a Wholesale Customer (whether permanent or temporary, firm or interruptible) unless:

1. It completes any necessary environmental review under CEQA of the proposed new wholesale water service obligations as provided in Section 4.07;
2. It concurrently completes any necessary environmental review under CEQA as provided in Section 4.07 and commits to make both San Jose and Santa Clara permanent customers with Individual Supply Guarantees equal to at least 9 MGD;
3. Doing so increases the reliability of the Regional Water System; and
4. This Agreement is concurrently amended (a) to reflect that increased reliability by means of an increased commitment by San Francisco to deliver water during Droughts and (b) to address the effects, if any, of the new customer(s) on water supply, water quality and cost to existing customers of the Regional Water System.

C. **New Retail Customers.** San Francisco may enter into new retail water service obligations outside of the City and County of San Francisco:

1. Only in Alameda, San Mateo, Santa Clara, San Joaquin and Tuolumne Counties;
2. That are within or immediately adjacent to areas in which it currently serves other Retail Customers; and
3. Until the aggregate additional demand represented by the new retail customers reaches 0.5 MGD.

The limitations on serving new Retail Customers described in this subsection do not apply to historical obligations to supply water that may be contained in prior agreements between the SFPUC or its predecessor the Spring Valley Water Company, and individual users or property owners located adjacent to Regional Water System transmission pipelines.

D. **Water Exchanges and Cost Sharing Agreements with Other Water Suppliers.** Subject to completion of necessary environmental review under CEQA, San

Francisco may at any time enter into water exchanges or cost sharing agreements with other water suppliers to enhance dry year or normal year water deliveries, provided that San Francisco cannot incur new water service obligations to such other water suppliers unless the requirements for taking on new wholesale customers in subsections A and B above are met.

3.14. Measurement of Water

A. The parties recognize that continuous and accurate measurement of water deliveries to and from the Regional Water System and maintenance of complete and accurate records of those measurements is necessary (1) for the costs of the Regional Water System to be allocated in accordance with this Agreement, (2) for implementation of other provisions of this Agreement, and (3) for effective operation and maintenance of a water system serving a large urbanized region.

B. It is the responsibility of the SFPUC to obtain and record these measurements. To do so, the SFPUC shall install, maintain and operate measuring and recording equipment at the following locations: (1) inputs to the Regional Water System from all water sources ("System Input Meters"), (2) internal flow meters to support operation of the Regional Water System ("In-Line Meters"), (3) deliveries to the City at the San Francisco-San Mateo County line ("County-Line Meters") and to three reservoirs in San Francisco ("In-City Terminal Reservoir Meters"), (4) deliveries to SFPUC Retail Customers located outside the boundaries of the City, and (5) deliveries to the Wholesale Customers, as described and illustrated in Attachment J.

C. The SFPUC shall inspect, test, service, and calibrate the measuring and recording equipment installed at the locations described in subsection B and will repair or replace them when necessary, in order to ensure that their accuracy is consistent with specifications provided in Attachment J.

D. The SFPUC shall continue to contract with a qualified independent metering consultant to perform periodic inspection, testing, servicing and calibration of the County-Line Meters, the In-City Terminal Reservoir Meters, and the System Input and In-Line Meters described in Attachment J, as well as the portion of the SFPUC's Supervisory Control and Data Acquisition (SCADA) system that utilizes the flow signals produced by that measuring and recording equipment. The method, schedule and frequency for calibration and maintenance of the County-Line Meters and the In-City Terminal Reservoir Meters are specified in Attachment J. The SFPUC shall provide copies of the metering consultant's reports to BAWSCA.

E. System Input Meters measure water deliveries into the Regional Water System from sources such as Hetch Hetchy and the SFPUC's water treatment plants. System Input Meters also measure deliveries from the Regional Water System to outside sources or from such sources to the Regional Water System through interties with the Santa Clara Valley Water District and the East Bay Municipal Utility District. In-Line Meters measure internal system flows and are located on the Bay Division Pipelines and other main transmission pipelines. These meters are collectively referred to as the "System Input and In-line Meters." Similar to the County-Line Meters, the System Input and In-Line Meters have secondary metering equipment, such as differential pressure transmitters and flow recorders. The System Input and In-Line Meters, and all associated secondary metering equipment, shall be calibrated and maintained according to the method, schedule, and frequency specified in the Procedures Manual described in subsection G, below.

F. The locations of the smaller and more numerous meters described in subsection B (4) and (5) are not illustrated in Attachment J; however, they are also critical in the determination of cost allocations, and accordingly require continued maintenance and calibration. It is the responsibility of the SFPUC to maintain the accuracy of these meters and their secondary metering equipment.

G. The SFPUC will prepare a Procedures Manual which will describe in detail the procedures for periodic inspection, testing, servicing and calibration of the measuring and recording equipment described in subsection B. Once the Procedures Manual is completed, the SFPUC and BAWSCA may agree that it should supersede some or all of the requirements in Attachment J regarding the County-Line and the In-City Terminal Reservoir Meters. Unless and until such an agreement is reached and documented, however, the requirements in Attachment J, Section D will continue in force as minimum standards for meter maintenance and calibration of the County-Line and In-City Terminal Reservoir Meters (subject to modification under the circumstances described in Attachment J, Section A.4).

H. If BAWSCA and the SFPUC are unable to agree on the water use calculations required by Attachment J for a particular year, the Wholesale Customers may file a demand for arbitration challenging the SFPUC's determination of the Wholesale Revenue Requirement for that year on the basis of its reliance on disputed water use calculations. Such a challenge must be brought in the manner and within the time specified in Section 8.01.

3.15. New Sources of Water Supply to Maintain Supply Assurance

A. **Urgent Reductions of Existing Surface Water Supplies.** Sudden and unanticipated events may require San Francisco to act promptly to protect the health, safety and economic well-being of its Retail and Wholesale Customers. Such sudden events include, but are not limited to drought, earthquakes, terrorist acts, catastrophic failures of facilities owned and operated by San Francisco, and other natural or man-made events. If such events diminish San Francisco's ability to maintain the Supply Assurance, San Francisco may increase the Wholesale Revenue Requirement to pay for planning, evaluation and implementation of replacement sources of supply when such needs arise and without the prior approval of the Wholesale Customers. San Francisco will keep the Wholesale Customers informed of actions being taken under this subsection, progress made, and contingency actions the Wholesale Customers may need to consider taking. To the extent appropriate and applicable, San Francisco will act in accordance with Section 3.11 and the ERRP. Nothing in this subsection limits San Francisco's obligations under Section 3.11 to pursue additional sources of supply to augment supplies available during drought.

B. **Non-Urgent Reductions of Existing Surface Water Supplies.** Climate change, regulatory actions and other events may impact San Francisco's ability to maintain the Supply Assurance from its existing surface water supplies, but on timescales long enough to permit San Francisco to collaborate with its Wholesale Customers on how best to address possible impacts to water supply. If such events diminish San Francisco's ability to maintain the Supply Assurance, San Francisco may increase the Wholesale Revenue Requirement to pay for planning, evaluation and implementation of replacement sources of supply when such needs arise and without the prior approval of the Wholesale Customers. San Francisco will keep the Wholesale Customers informed of actions being taken under this subsection, progress made, and contingency actions the Wholesale Customers may need to consider taking. San Francisco will solicit input and recommendations from BAWSCA and the Wholesale Customers, and take those recommendations into consideration. Prior to Commission approval of plans or taking other actions that would impact the Wholesale Revenue Requirement, San Francisco will hold a public hearing to receive written and oral comments. Nothing in this subsection modifies San Francisco's obligation to maintain the ability to provide the Supply Assurance under this Agreement.

3.16. New Sources of Water Supply to Increase Supply Assurance

A. **Surface Water Supplies From Existing Watersheds After 2018.** The Commission action in SFPUC Resolution Number 08-0200, adopted October 30, 2008 requires certain decisions by San Francisco regarding whether to supply more than 265 MGD from its watersheds following 2018. Such decisions are to be made by December 31, 2018, subject to the exercise of San Francisco's retained CEQA discretion in Section 4.07. San Francisco's future decisions may include an offer to increase the Supply Assurance at the request of some or all of its Wholesale Customers. Costs associated with providing additional water from its existing water supplies in San Mateo, Santa Clara, Alameda, Tuolumne, and Stanislaus Counties shall be allocated to Wholesale and Retail Customers as described in Article 5.

B. **New Water Supplies.** If San Francisco seeks to develop additional water supplies from new sources to increase the Supply Assurance available to Wholesale Customers, studies and resulting water supply projects will be conducted jointly with BAWSCA under separate agreement(s) specifying the purpose of the projects, the anticipated regional benefits and how costs of studies and implementation will be allocated and charged. Nothing in this Agreement shall serve as precedent for the allocation of such new supply capital costs between Retail and Wholesale Customers or associated operational expenses, which shall only occur following approval of both parties and amendment of this Agreement, if necessary, under Section 2.03.

3.17. Westside Basin Groundwater Storage and Recovery Project

In August 2014, the SFPUC approved a WSIP project called the Groundwater Storage and Recovery Project ("Project"), which authorized the SFPUC to enter into an agreement governing the operation of the Project with the Participating Pumpers entitled "Agreement for Groundwater Storage and Recovery from the Southern Portion of the Westside Groundwater Basin by and among the San Francisco Public Utilities Commission, the City of Daly City, the City of San Bruno, and California Water Service Company" ("Project Operating Agreement"), which became effective on December 16, 2014. The Project produces Regional benefits for all customers of the Regional Water System by making use of available groundwater storage capacity in the Southern portion of the Westside Basin through the supply of additional surface water ("In Lieu Water") to the Participating Pumpers from the Regional Water System, in exchange for a corresponding reduction in groundwater pumping at existing wells owned by the Participating Pumpers. The new groundwater supply that accrues to storage as a result of

delivery of In Lieu Water will be recovered from the SFPUC Storage Account during water shortages using new Regional Project Facilities or Shared Facilities operated by the Participating Pumpers and the SFPUC. Project mitigation capital costs and annual Project operations and maintenance expenses and water supplies shall be allocated as follows:

A. All In Lieu Water delivered to the Participating Pumpers shall be (1) temporary and interruptible in nature and (2) at the sole discretion of the SFPUC based on the total volume of water available to the Regional Water System.

B. All In Lieu Water delivered to the Participating Pumpers shall be considered a delivery of water to storage and shall not be construed to affect or increase the Individual Supply Guarantees of these Wholesale Customers or to otherwise entitle them to any claim of water in excess of their Individual Supply Guarantees.

C. In the event that it is necessary to reduce the Participating Pumpers' aggregate designated quantity of groundwater production allocation pursuant to Section 4.7 of the Project Operating Agreement, the SFPUC may supply an annual maximum of up to 500 acre feet of Participating Pumper Replacement Water from the Regional Water System at a price comparable to the Participating Pumpers' then-current groundwater cost, as may be adjusted annually as provided for in Section 4.7 of the Project Operating Agreement. Each of the Participating Pumpers may elect to take delivery of its share of Participating Pumper Replacement Water either as interruptible surface water deliveries from the Regional Water System or as a transfer of storage credits from the SFPUC Storage Account. All revenue received from such water sales or transfers shall be considered revenue related to the sale of water and allocated between Retail Customers and Wholesale Customers on the basis of Proportional Water Use. All volumes of Participating Pumper Replacement Water delivered shall not be construed to affect or increase the Individual Supply Guarantees of these Wholesale Customers or to otherwise entitle them to any claim of water in excess of their Individual Supply Guarantees.

D. Any operation and maintenance expenses incurred by the Participating Pumpers and the SFPUC that are related to the operation of Project Facilities and Shared Facilities for Project purposes shall be included as Regional pumping expenses under Section 5.05.B of this Agreement and included as part of the Wholesale Revenue Requirement. For rate setting purposes, estimated Project operation and maintenance expenses shall be used as set forth in

Section 6.01 of this Agreement. Operation and maintenance expenses associated with the Participating Pumpers' Existing Facilities that do not provide Regional benefits shall not be included in the Wholesale Revenue Requirement. On a case-by-case basis, the SFPUC may include operation and maintenance expenses associated operation of the Participating Pumpers' Existing Facilities in the Wholesale Revenue Requirement provided that such expenses (1) are solely attributable to Project operations for a Regional benefit and (2) are not caused by the Participating Pumper's failure to operate and maintain its existing wells in a reasonable and prudent manner consistent with water utility industry standards. The SFPUC shall provide the Wholesale Customers with copies of Project Operation and Maintenance Expenses documentation provided by the Participating Pumpers under Section 9.2 of the Project Operating Agreement.

E. The Project Mitigation, Monitoring and Reporting Program ("MMRP") adopted by the SFPUC included mitigation measure HY-6 to prevent well interference impacts to the Irrigation Well Owners. In mitigation measure HY-6, the SFPUC agreed to provide standby supplies of Irrigation Well Owner Replacement Water from the Regional Water System, to alter Project operations, and implement other actions (e.g., well replacement) to avoid well interference impacts that require the consent of the Irrigation Well Owners. The SFPUC's Project mitigation and other obligations to the Irrigation Well Owners are memorialized in substantially identical "Groundwater Well Monitoring and Mitigation Agreements" with one or more of the Irrigation Well Owners. For purposes of this Agreement, water supplies, and the capital costs and operations and maintenance expenses associated with providing Irrigation Well Owner Replacement Water and implementing other mitigation actions identified in the Project MMRP, shall be allocated as follows:

1. Irrigation Well Owner Replacement Water shall be limited to a cumulative maximum of 1.76 mgd and shall be delivered only in volumes necessary for mitigating well interference impacts as provided in the Project MMRP. The supply of Irrigation Well Owner Replacement Water by the SFPUC shall not be considered a new water supply commitment to Retail Customers or Wholesale Customers under Section 3.13 of this Agreement. The annual volume of Irrigation Well Owner Replacement Water supplied shall be metered and allocated as water from the Regional Water System during shortages between Retail Customers and Wholesale Customers in proportion to and consistent with the provisions of the Shortage Allocation Plan. All revenue received from Irrigation Well Owners for metered deliveries of Irrigation Well Owner Replacement Water shall be considered revenue related to the sale of

water and allocated between Retail Customers and Wholesale Customers on the basis of Proportional Water Use.

2. All Project capital costs incurred by the SFPUC in complying with the mitigation measures in the Project MMRP shall be considered Regional capital costs under Section 5.04 of this Agreement.

3. Operations and maintenance expenses incurred by the SFPUC in maintaining Project mitigation assets described in the Project MMRP shall be considered Regional transmission and distribution expenses under Section 5.05.D of this Agreement. Well pumping expenses that are required to be paid by the SFPUC in the agreements with the Irrigation Well Owners shall be considered Regional pumping expenses under Section 5.05.B of this Agreement.

4. Any wheeling charges imposed by California Water Service Company for delivery of Irrigation Well Owner Replacement Water shall be considered Regional transmission and distribution expenses under Section 5.05.D of this Agreement.

F. The SFPUC will audit (1) operation and maintenance expenses submitted by the Participating Pumpers, and (2) well pumping expenses submitted by the Irrigation Well Owners, for reimbursement to confirm that such costs were incurred, respectively, as a result of (1) operating Project Facilities and Shared Facilities for a Regional benefit and (2) complying with mitigation obligations in the Project MMRP. Costs associated with the use of Project Facilities or Shared Facilities for Direct Retail or Direct Wholesale purposes, or that do not otherwise provide Regional benefits, shall not be included in the Wholesale Revenue Requirement. The SFPUC is responsible for resolving disputes with the Participating Pumpers and Irrigation Well Owners concerning expense allocations. Project expense documentation, including documentation of negotiation and settlement of disputed costs, will be available for review during the Compliance Audit described in Section 7.04 of this Agreement. The Wholesale Customers may dispute the SFPUC's resolution of expense allocations through the arbitration provisions in Section 8.01 of this Agreement.

G. The SFPUC may direct the Participating Pumpers to recover water from the SFPUC Storage Account for any type of shortage referenced in Section 3.11 of this Agreement. Water recovered from the SFPUC Storage Account using Project Facilities and Shared Facilities may be used for (1) the benefit of all Regional Water System customers; (2) Retail Customers; or (3) one or more of the Participating Pumpers. The Wholesale Revenue Requirement shall

only include operation and maintenance expenses incurred due to the operation of Project Facilities and Shared Facilities for Regional benefits, including expenses incurred due to compliance with mitigation measures in the Project MMRP.

H. All water recovered during shortages caused by drought from the SFPUC Storage Account for Regional benefit, by the Participating Pumpers and by the SFPUC for delivery to Retail and Wholesale Customers, shall be used to free up a comparable volume of surface water from the Regional Water System for allocation in accordance with the Tier 1 Shortage Plan.

I. If the Project is terminated for any reason, including breach of the Project Operating Agreement by one or more of the Participating Pumpers or the SFPUC, a force majeure event as specifically defined by the Project Operating Agreement, or due to regulatory action or legal action, then:

1. Any water remaining in the SFPUC Storage Account shall be used for the benefit of all customers of the Regional Water System;

2. Outstanding eligible operation and maintenance expenses, including costs incurred during recovery of remaining stored water, will be allocated as provided in this Section 3.17 of this Agreement; and

3. If Project Facilities are no longer capable of being used for a Regional benefit, the Wholesale Customers will be credited with their share of proceeds from disposition of Project Facilities or reimbursed their share of such capital costs for any Project Facilities which are retained by the SFPUC for Direct Retail benefit and not used for the benefit of the Wholesale Customers, on the basis of (a) original cost less depreciation and outstanding related Indebtedness or (b) original cost less accumulated depreciation for revenue funded Project Facilities.

J. In the event that a Participating Pumper establishes the occurrence of a force majeure event as defined in the Project Operating Agreement, the SFPUC may enter into negotiations with the Participating Pumper to take over the operation of the portion of any Shared Facilities used for Project purposes for continued Regional use. If the SFPUC cannot reach agreement regarding the continued use of Shared Facilities for ongoing Regional benefit, the Participating Pumper shall reimburse the SFPUC and the Wholesale Customers for their respective shares of previously incurred Project capital costs used to upgrade the Shared

Facilities on the basis of (a) original cost less depreciation and outstanding related Indebtedness or (b) original cost less accumulated depreciation for revenue funded Shared Facilities. In the event that the SFPUC seeks to take over the operation of Shared Facilities for Direct Retail use, or one or more Wholesale Customers seeks to negotiate with a Participating Pumper to take over the operation of Shared Facilities for individual use or Direct Wholesale use, the party or parties benefiting from such transfer of Shared Facilities shall reimburse the other parties to this Agreement with their respective shares of previously incurred Project capital costs on the basis described in the previous sentence, or as the parties may otherwise agree.

3.18. Water Supply Agreement Amendment Required.

San Francisco may not change the existing condition of the Hetch Hetchy Reservoir by:

1. Abandoning or decommissioning O'Shaughnessy Dam; or
2. Draining Hetch Hetchy Reservoir, except for purposes of (i) repair, rehabilitation, maintenance, improvement, or reconstruction of O'Shaughnessy Dam or appurtenances, (ii) supplying water to the Bay Area during drought, or (iii) meeting water release requirements under the Raker Act, or federal or state law,

unless the parties enter into an amendment to the Water Supply Agreement, in full force and effect, adopted in accordance with Section 2.03.

The amendment shall state, or restate, as the case may be:

- A. The level of service goals for seismic reliability and delivery reliability adopted by the Commission in conjunction with such proposed changes to the Regional Water System, provided such goals are at least as protective of the Wholesale Customers as the Level of Service Goals and Objectives;
- B. The level of water quality to be delivered, which is currently provided for in Section 3.08, and
- C. The specific cost allocation procedures, written as an amendment to Article 5, which apply to (1) the abandonment or decommissioning of O'Shaughnessy Dam, or (2) the draining of Hetch Hetchy Reservoir, and (3) the development, operation and maintenance of New Regional Assets

that may be required to replace water supplied by Hetch Hetchy Reservoir and delivered to the Bay Area.

In the event that the parties are not able to agree upon and approve an amendment to the Water Supply Agreement as set forth above, San Francisco may not abandon or decommission O'Shaughnessy Dam or drain Hetch Hetchy Reservoir.

Article 4. Implementation of Interim Supply Limitation.

4.01. Interim Supply Limitation Imposed by SFPUC

In adopting the WSIP in Res. No. 08-0200, the Commission included full implementation of all proposed WSIP capital improvement projects to achieve Level of Service Goals and Objectives relating to public health, seismic safety, and delivery reliability, but decided to adopt a water supply element that includes the Interim Supply Limitation. This article describes how the parties will implement the Interim Supply Limitation imposed by the SFPUC between the Effective Date and December 31, 2018, and how the SFPUC will conduct water supply planning after December 31, 2018.

4.02. Retail and Wholesale Customer Allocations Under Interim Supply Limitation

The Interim Supply Limitation is allocated as follows between Retail and Wholesale Customers:

Retail Customers' allocation: 81 MGD

Wholesale Customers' allocation: 184 MGD

The Wholesale Customers' collective allocation of 184 MGD under the Interim Supply Limitation includes the demand of the cities of San Jose and Santa Clara, whose demand is not included in the Supply Assurance, as provided in Section 3.02.B. By December 31st, 2010, the Commission will establish each Wholesale Customer's Interim Supply Allocation at a public meeting.

4.03. Transfers of Interim Supply Allocations

A. Any Wholesale Customer, including Hayward, may transfer a portion of its Interim Supply Allocation to one or more other Wholesale Customers, as provided in this section. All Wholesale Customers are also eligible transferees, including California Water Service Company up to its Individual Supply Guarantee.

B. Transfers of a portion of an Interim Supply Allocation must be prospective. The duration of a transfer cannot be less than the balance of the fiscal year. The minimum quantity that may be transferred is 1/10th of a MGD.

C. Transfers of portions of Interim Supply Allocations are subject to approval by the SFPUC. SFPUC review is limited to determining (1) whether a proposed transfer complies with

the Act, and (2) whether the affected facilities in the Regional Water System have sufficient capacity to accommodate delivery of the increased amount of water to the proposed transferee.

D. The participants in a proposed transfer shall provide notice to the SFPUC specifying the amount of the Interim Supply Allocation proposed to be transferred and the proposed effective date of the transfer, which shall not be less than 60 days after the notice is submitted to the SFPUC. The SFPUC may require additional information reasonably necessary to evaluate the operational impacts of the transfer. The SFPUC will not unreasonably withhold or delay its approval; if the SFPUC does not act on the notice within 60 days, the transfer will be deemed to have been approved.

E. Within 30 days after the transfer has become effective, both the transferor and the transferee will provide written notice to the SFPUC and BAWSCA.

F. Transfers of Interim Supply Allocations shall continue in effect until the earlier of (1) delivery of written notice to the SFPUC by the transfer participants that the transfer has been rescinded or (2) December 31, 2018.

4.04. Environmental Enhancement Surcharge

A. **Establishment of Environmental Enhancement Surcharge.** Beginning with wholesale water rates for fiscal year 2011-2012, and continuing for the duration of the Interim Supply Limitation, the Commission will establish the Environmental Enhancement Surcharge concurrently with the budget-coordinated rate process set forth in Article 6 of this Agreement. The monetary amount of the Environmental Enhancement Surcharge per volume of water, such as dollars per acre-foot, will be equivalent for Retail Customer use in excess of 81 MGD and Wholesale Customer use in excess of 184 MGD. The Environmental Enhancement Surcharge will be simple to calculate so that Wholesale Customers can estimate potential surcharges for budgeting purposes and establish retail rates within their service areas.

B. **Application of Environmental Enhancement Surcharge.** Beginning in fiscal year 2011-12, the Environmental Enhancement Surcharge will be levied only if and when combined Retail Customer and Wholesale Customer purchases exceed the Interim Supply Limitation of 265 MGD and if the fund described in subsection D below has been established by the San Francisco Board of Supervisors. In that event, the Environmental Enhancement Surcharge will apply to Retail Customers for use in excess of 81 MGD and to individual

Wholesale Customers for use in excess of their Interim Supply Allocations established by the Commission pursuant to Section 4.02.

1. Environmental Enhancement Surcharges related to the Retail Customers' use in excess of their 81 MGD Retail Customer Allocation will be paid by the SFPUC, and no portion of such surcharges may be allocated to Wholesale Customers. The method of recovering the Environmental Enhancement Surcharges imposed upon Retail Customers shall be within the sole discretion of the SFPUC.

2. Environmental Enhancement Surcharges related to the individual Wholesale Customers' use in excess of their respective Interim Supply Allocations will be paid to the SFPUC by individual Wholesale Customers.

C. **Collection of Environmental Enhancement Surcharge.** Notwithstanding the budget-coordinated rate setting process contemplated in Article 6 of this Agreement, the Environmental Enhancement Surcharge for any given year will be determined retrospectively based on actual annual usage during the fiscal year in excess of the Interim Supply Allocation and paid in equal monthly installments over the remainder of the immediately following fiscal year.

D. **Establishment of Fund for Environmental Enhancement Surcharge Proceeds.** Environmental Enhancement Surcharges paid by the SFPUC and by Wholesale Customers will be placed into a restricted reserve fund. The SFPUC will request the San Francisco Board of Supervisors to establish this fund by ordinance and, if adopted, the fund will be subject to the following restrictions:

1. Interest earnings will stay in the reserve fund.
2. The reserve fund shall (a) be subject to automatic appropriation; (b) require unexpended and unencumbered fund balances to be carried forward from year to year; and (c) not be transferred to the San Francisco General Fund.
3. The reserve fund may be used only for specific environmental restoration and enhancement measures for the Sierra and local watersheds, such as those included in the Watershed Environmental Improvement Program.
4. Environmental Enhancement Surcharge proceeds shall be expended in an expeditious manner. Any Environmental Enhancement Surcharge

proceeds that remain in the reserve fund as of December 31, 2018 shall be used to complete projects previously approved under subsection E. Upon completion of the identified projects, the balance of any unexpended sums in the reserve fund shall be distributed to BAWSCA and the SFPUC in proportion to the total amount of surcharges assessed to the Wholesale and Retail Customers, respectively.

E. **Use of Environmental Enhancement Surcharge Proceeds.** Specific uses of Environmental Enhancement Surcharges will be decided by the SFPUC and BAWSCA General Managers following input from environmental stakeholders and other interested members of the public. If parties are unable to agree, then they will jointly select a third person to participate in making the decision.

4.05. San Jose/ Santa Clara Interim Supply Allocation and Process for Reduction/ Termination.

San Francisco will supply a combined annual average of 9 MGD to the cities of San Jose and Santa Clara through 2028. Water supplied by San Francisco may only be used in the defined service areas of San Jose and Santa Clara shown on Attachment Q-1 and Q-2, respectively. San Francisco may reduce the quantity of water specified in this section when it establishes the Interim Supply Allocations for Wholesale Customers in Section 4.02. The establishment of Interim Supply Allocations for San Jose and Santa Clara shall not be considered a reduction of supply within the meaning of this section, provided that the Interim Supply Allocations assigned to San Jose and Santa Clara do not effect a reduction greater than the aggregate average reduction in Individual Supply Guarantees for Wholesale Customers that have such guarantees. The application of Interim Supply Allocations to San Jose and Santa Clara, and water supply planning after December 31, 2018, are subject to the following provisions:

A. In December 2010 and in each December thereafter through 2027, the SFPUC shall prepare and the Commission shall consider, at a regularly scheduled public meeting, a Water Supply Development Report detailing progress made toward (1) meeting the Interim Supply Limitation by June 30, 2018 and (2) developing additional water supplies that will allow the Commission to designate San Jose and Santa Clara as permanent Wholesale Customers of the Regional Water System with a combined Individual Supply Guarantee of up to 9 MGD by the end of the Term on June 30, 2034.

B. The annual Water Supply Development Report shall be based on water purchase projections and work plans prepared by the SFPUC for the Retail Customers and by BAWSCA for the Wholesale Customers, respectively, and submitted to the Commission in June of each year beginning in 2010.

C. If the Commission finds that the projections in the Water Supply Development Report show that (1) the Interim Supply Limitation will not be met by June 30, 2018, as a result of Wholesale Customers' projected use exceeding 184 MGD, or (2) the purchases of the Wholesale Customers, including San Jose and Santa Clara, are projected to exceed 184 MGD before June 30, 2028, the Commission may issue a conditional ten year notice of interruption or reduction in supply of water to San Jose and Santa Clara.

D. Upon issuance of the conditional notice of interruption or reduction, the SFPUC will prepare a new analysis of water supply that will be utilized by the San Francisco Planning Department in its preparation of any necessary documentation under CEQA pursuant to Section 4.07 on the impacts of interrupting or reducing service to San Jose and Santa Clara.

E. Such notice of interruption or reduction will be rescinded if the Commission finds, based upon a subsequent annual Water Supply Development Report, that (1) sufficient progress has been made toward meeting the Interim Supply Limitation, or (2) projections show that the projected purchases of the Wholesale Customers, including San Jose and Santa Clara, will not exceed 184 MGD by June 30, 2028.

F. In no case shall any interruption or reduction of service to San Jose or Santa Clara pursuant to this section become effective less than two years from the completion of the CEQA process (not including resolution of any appeals or litigation) or ten years from the notice, whichever is longer. If the ten year notice is issued after 2018, such interruption or reduction would be effective after 2028.

G. If deliveries to San Jose and Santa Clara are interrupted, existing turnout facilities to San Jose and Santa Clara will remain in place for possible use during emergencies.

H. San Francisco and the cities of San Jose and Santa Clara will cooperate with BAWSCA and the Santa Clara Valley Water District in the identification and implementation of additional water sources and conservation measures for the cities' service areas that are

relevant to the water supply and the possible offer of permanent status for the two cities by the SFPUC.

4.06. San Francisco Decisions in 2028 Regarding Future Water Supply

A. By December 31, 2028, San Francisco will have completed any necessary CEQA review pursuant to Section 4.07 that is relevant to making San Jose and Santa Clara permanent customers of the Regional Water System and will decide whether or not to make San Jose and Santa Clara permanent customers of the Regional Water System with a combined Individual Supply Guarantee of 9 MGD allocated equally between the two cities, as well as how much water in excess of 9 MGD it will supply to San Jose and Santa Clara. San Francisco will make San Jose and Santa Clara permanent customers only if, and to the extent that, San Francisco determines that Regional Water System long term water supplies are available. In the event that San Francisco decides to afford permanent status to San Jose and Santa Clara, this Agreement will be amended pursuant to Section 2.03.

B. By December 31, 2028, San Francisco will have completed any necessary CEQA review pursuant to Section 4.07 and will decide how much water, if any, in excess of the Supply Assurance it will supply to Wholesale Customers from the Regional Water System to meet their projected future water demands until the year 2040, and whether to offer a corresponding increase in the Supply Assurance as a result of these determinations.

4.07. Retained Discretion of SFPUC and Wholesale Customers

A. This Agreement contemplates discretionary actions that the SFPUC and the Wholesale Customers may choose to take in the future that could result in physical changes to the environment ("Discretionary Actions"). The Discretionary Actions include decisions to:

1. Develop additional or alternate water resources by the SFPUC or one or more Wholesale Customers;
2. Implement the physical facilities comprising the WSIP by December 30, 2021;
3. Approve wheeling proposals by Wholesale Customers;
4. Approve new wholesale customers and water exchange or cost sharing agreements with other water suppliers;
5. Provide additional water to San Jose and/or Santa Clara;
6. Offer permanent status to San Jose and/or Santa Clara;

7. Reduce or terminate supply to San Jose and/or Santa Clara;
8. Provide additional water to Wholesale Customers in excess of the Supply Assurance to meet their projected future water demands;
9. Offer a corresponding volumetric increase in the Supply Assurance; and
10. Implement the Hetch Hetchy Water and Power projects listed in Attachment R-2.

The Discretionary Actions may require the SFPUC or Wholesale Customers to prepare environmental documents in accordance with CEQA prior to the SFPUC or the Wholesale Customers determining whether to proceed with any of the Discretionary Actions. Accordingly, and notwithstanding any provision of this Agreement to the contrary, nothing in this Agreement commits the SFPUC or the Wholesale Customers to approve or carry out any Discretionary Actions that are subject to CEQA. Furthermore, the SFPUC's or Wholesale Customers' decisions to approve any of these Discretionary Actions are subject to the requirement that San Francisco and each Wholesale Customer, as either a "Lead Agency" (as defined in Section 21067 of CEQA and Section 15367 of the CEQA Guidelines) or a "Responsible Agency" (as defined in Section 21069 of CEQA and Section 15381 of the CEQA Guidelines) shall have completed any CEQA-required environmental review prior to approving a proposed Discretionary Action.

B. In considering any proposed Discretionary Actions, the SFPUC and Wholesale Customers retain absolute discretion to: (1) make such modifications to any of the proposed Discretionary Actions as may be necessary to mitigate significant environmental impacts; (2) select feasible alternatives to the proposed Discretionary Actions that avoid significant adverse impacts; (3) require the implementation of specific measures to mitigate the significant adverse environmental impacts as part of the decision to approve the Discretionary Actions; (4) balance the benefits of the proposed Discretionary Actions against any significant environmental impacts before taking final actions to approve the proposed Discretionary Actions if such significant impacts cannot otherwise be avoided; or (5) determine not to proceed with the proposed Discretionary Actions.

Article 5. Wholesale Revenue Requirement

5.01. Scope of Agreement

This Article shall be applicable only to the water rates charged by San Francisco to the Wholesale Customers. Nothing contained in this Agreement shall limit, constrain, or in any way affect the rates which San Francisco may charge for water sold to Retail Customers or the methodology by which such rates are determined.

5.02. General Principles

This Article sets forth the method by which the Wholesale Customers' collective share of expenses incurred by the SFPUC in delivering water to them will be determined. This collective share is defined as the "Wholesale Revenue Requirement."

A. The SFPUC currently operates several enterprises, including the Water Enterprise, the Wastewater Enterprise, and the Hetch Hetchy Enterprise.

B. The Wastewater Enterprise is responsible for treating sewage within San Francisco and provides no benefit to the Wholesale Customers.

C. The Hetch Hetchy Enterprise is responsible for storing and transmitting water to the Water Enterprise, generating hydroelectric power and transmitting it to San Francisco, generating electric power within San Francisco, and distributing electricity and steam heat within San Francisco. Its water supply operations provide benefits to the Wholesale Customers.

D. The Water Enterprise delivers water to both Retail Customers, which are located both within and outside San Francisco, and to the Wholesale Customers, all of which are located outside San Francisco.

E. This Article implements two general principles as follows: (1) the Wholesale Customers should not pay for expenses of SFPUC operations from which they receive no benefit and (2) the Wholesale Customers should pay their share of expenses incurred by the SFPUC in delivering water to them on the basis of Proportional Annual Use unless otherwise explicitly provided in this Agreement.

F. To implement these general principles, the Wholesale Revenue Requirement will consist of, and be limited to, the Wholesale Customers' shares of the following categories of expense:

1. Capital cost recovery of Water Enterprise Existing Assets, and Hetch Hetchy Enterprise Existing Assets classified as Water-Only and the Water-Related portion of Joint assets (Section 5.03)
2. Contribution to the capital cost of Water Enterprise New Regional Assets (Section 5.04)
3. Water Enterprise operation and maintenance expenses, including power purchased from the Hetch Hetchy Enterprise that is used in the operation of the Water Enterprise (Section 5.05)
4. Water Enterprise administrative and general expenses (Section 5.06)
5. Water Enterprise property taxes (Section 5.07)
6. The Water Enterprise's share of the Hetch Hetchy Enterprise's operation and maintenance, administrative and general, and property tax expenses (Section 5.08)
7. The Water Enterprise's share of the Hetch Hetchy Enterprise's capital cost of New Assets classified as Water-Only and the Water-Related portion of Joint assets (Section 5.09)

In each of these cost categories, Direct Retail Expenses will be allocated entirely to Retail Customers. Direct Wholesale Expenses will be allocated entirely to the Wholesale Customers. Regional Expenses will be allocated between Retail Customers and Wholesale Customers as provided in this Article.

G. For purposes of establishing the rates to be charged Wholesale Customers, expenses will be based on the budget for, and estimates of water purchases in, the following fiscal year, as provided in Article 6. For purposes of accounting, the Wholesale Revenue Requirement will be determined on the basis of actual expenses incurred and actual water use, as provided in Article 7.

H. In addition, rates charged to Wholesale Customers may include the Wholesale Customers' contribution to a Wholesale Revenue Coverage Reserve, as provided in Section 6.06, which is not included in the Wholesale Revenue Requirement itself.

5.03. Capital Cost Recovery - Existing Regional Assets

A. SFPUC has previously advanced funds to acquire or construct Existing Assets used and useful in the delivery of water to both Wholesale Customers and Retail Customers. The parties estimate that the Wholesale Customers' share of the net book value of these assets, as of the expiration of the 1984 Agreement on June 30, 2009, will be approximately \$366,734,424, as shown on Attachment K-1.

B. In addition, SFPUC has also previously advanced funds received from Retail Customer revenues to acquire or construct assets included in Construction-Work-In-Progress (CWIP) as of June 30, 2009. The parties estimate that the Wholesale Customers' share of the book value of these revenue funded capital expenditures, as of the expiration of the 1984 Agreement on June 30, 2009, will be approximately \$15,594,990, as shown on Attachment K-2. The Wholesale Customers shall pay their share of the cost of Existing Assets and revenue-funded CWIP by amortizing the amounts shown on Attachment K-1 and Attachment K-2 over 25 years at an interest rate of 5.13 percent. The amounts to be included in the Wholesale Revenue Requirement pursuant to this section shall be the sum of the annual principal and interest amounts shown on Attachments K-3 (for Water Enterprise Regional Assets and the one Direct Wholesale Asset) and K-4 (for Hetch Hetchy Enterprise Water-Only Assets and the Water-Related portion [45 percent] of Joint assets) calculated on the basis of monthly amortization of principal as set forth on Attachments K-3 and K-4.

C. In addition, the Commission has previously appropriated funds, advanced through rates charged to Retail Customers, for construction of capital projects. Some of these projects are active, and have unexpended balances of appropriated funds that are not included in CWIP as of June 30, 2009. These projects, and the associated balances, are shown on Attachment K-5. Expenditures of funds from these balances during FY 2009-10, FY 2010-11 and FY 2011-12 will be reviewed in FY 2012-13. The SFPUC will prepare a report showing the amount expended in each year on each project and the total expended during all years on all projects that are categorized as Regional or, in the case of Hetch Hetchy Enterprise, are categorized as either Water-Only or Joint. The wholesale share of that total will be determined using the allocation principles in this Agreement based on Proportional Water Use during those three years. The result, plus accrued interest at the rate specified in Section 6.05.B, will be calculated by the SFPUC and its calculation reviewed by the Compliance Auditor as part of the Compliance Audit for FY 2012-13. The audited total will be paid based on a schedule of level

annual principal and interest amounts over ten years at an interest rate of 4.00%, calculated on a monthly amortization basis. All or any portion of the balance may be prepaid. The first year's payment will be included in the Wholesale Revenue Requirement for FY 2014-15.

D. The parties agree that the Wholesale Customers' share of the net book values of Existing Regional Assets as of June 30, 2008 as shown on Attachment K-1 are accurate. The compliance audit conducted on the calculation of the FY 2008-09 Suburban Revenue Requirement required by the 1984 Agreement will determine the actual amounts of depreciation on, and capital additions to, plant in service during that fiscal year. Those amounts will be compared to the corresponding estimates shown on Attachments K-1 and K-2. The differences will be added to or subtracted from the estimated asset values shown on Attachments K-1 and K-2 and the amortization schedules in Attachments K-3 and K-4 will be recalculated. The wholesale allocation factors shall be fixed at 70.1% for the Water Enterprise Existing Assets and 64.2% for Hetch Hetchy Enterprise Existing Assets for both the preliminary and final payment schedules. The SFPUC will prepare and provide to the Wholesale Customers revised Attachments K-1 through K-4 based on the Wholesale Customers' share of the net book value of the assets placed in service as of June 30, 2009 used to provide water service to the Wholesale Customers and the net book value of revenue-funded CWIP expended as of June 30, 2009. The revised Attachments K-1 through K-4 shall be approved by the General Manager of the SFPUC and the General Manager/CEO of BAWSCA and will be substituted for the original Attachments K-1 through K-4.

E. The original Attachments K-1 through K-4, based on estimates, shall be used for estimating the Wholesale Revenue Requirement for the fiscal year beginning July 1, 2009. The revised Attachments, based on audited actuals, shall be used to determine the actual Wholesale Revenue Requirement for FY 2009-10 and to determine the Wholesale Revenue Requirement(s) in all subsequent years, except as may be provided elsewhere in this Agreement.

F. The Wholesale Customers, acting through BAWSCA, may prepay the remaining unpaid Existing Assets principal balance, in whole or in part, at any time without penalty or early payment premium. Any prepayments will be applied in the month immediately following the month in which the prepayment is made and the revised monthly amount(s) will be used to calculate the Wholesale Revenue Requirement. Any partial prepayments must be in an amount at least equal to \$10 million. In the event of a partial prepayment, an updated schedule for the

remaining payments shall be prepared reflecting the unpaid balance after prepayment, amortized through the end of FY 2034, calculated as provided in this section. The updated schedule, approved by the General Manager of the SFPUC and the General Manager/CEO of BAWSCA, will be substituted for Attachment K-3 and/or Attachment K-4.

5.04. Capital Cost Contribution - New Regional Assets

A. **Debt-Funded Capital Additions.** The Wholesale Customers shall pay the wholesale share of Net Annual Debt Service for New Regional Assets. The Regional projects in the WSIP are identified in Attachment L-1.

1. The amount of Net Annual Debt Service for New Regional Assets will be determined for each series of Indebtedness issued. Until the proceeds of a particular series are Substantially Expended, the amount attributable to specific projects will be based on the expected use of proceeds shown in the "Certificate Regarding Use of Proceeds" executed by the SFPUC General Manager on behalf of the Commission in connection with the sale of the Indebtedness, provided such certificate identifies the use of proceeds at a level of detail equivalent to that shown on Attachment L-2, which is a copy of the certificate prepared for the 2006 Revenue Bonds, Series A. If a certificate does not identify the use of proceeds at that level of detail, the SFPUC General Manager shall prepare and execute a separate certificate which does identify the use of proceeds at the level of detail shown on Attachment L-2 and deliver it to BAWSCA within 15 days from the closing of the sale of the Indebtedness.

2. After the proceeds of a series are Substantially Expended, the SFPUC General Manager will prepare and execute a certificate showing the actual expenditure of proceeds at a level of detail equivalent to the initial General Manager certificate. The resulting allocation of Net Debt Service to New Regional Assets for a series of bonds will be used in the fiscal year in which the proceeds have been Substantially Expended and thereafter. Differences between the amount of Net Debt Service paid by Wholesale Customers prior to that year and the amount of Net Debt Service that they should have paid during that time based on the actual expenditure of proceeds will be taken into account in calculation of the balancing account for the fiscal year in which the proceeds were Substantially Expended. The application of the remaining proceeds shall be proportionate to the allocation of the Net Debt Service to New Regional Assets.

3. The Wholesale Customers' share of Net Annual Debt Service for the New Regional Assets that are categorized as Direct Wholesale will be 100 percent. (None of the

projects in the WSIP are categorized as Direct Wholesale.) The Wholesale Customers' share of Net Annual Debt Service for all other New Regional Assets will be determined each year and will be equal to the Wholesale Customers' Proportional Annual Use.

4. If Indebtedness is issued by the SFPUC to refund the 2006 Revenue Bonds, Series A or to refund any other long-term Indebtedness issued after July 1, 2009, the Net Annual Debt Service attributable to proceeds used for refunding will be allocated on the same basis as the Indebtedness being refunded.

5. The SFPUC will prepare an annual report showing for each issue of Indebtedness and through the most recently completed fiscal year: (1) net financing proceeds available to pay project costs, (2) actual earnings on proceeds, (3) actual expenditures by project. The report shall be substantially in the form of Attachment L-3 and shall be delivered to BAWSCA on or before November 30 of each year, commencing November 2009.

6. In addition to Net Debt Service, Wholesale Customers will pay a proportionate share of annual administrative costs associated with Indebtedness, such as bond trustee fees, credit rating agency fees, letter of credit issuer fees, San Francisco Revenue Bond Oversight Committee fees, etc., but only to the extent such fees are neither paid from proceeds of Indebtedness nor included in SFPUC operation and maintenance or administrative and general expenses.

B. **Revenue-Funded Capital Additions.** The Wholesale Customers shall pay the wholesale share of the appropriation contained in the SFPUC annual budget for each year to be used to acquire or construct New Regional Assets. If such appropriations are reimbursed from proceeds of Indebtedness, the Wholesale Customers will be credited for prior payments made under this Section 5.04.B.

The Wholesale Customers' share of the annual appropriation for revenue-funded New Regional Assets that are categorized as Direct Wholesale will be 100 percent. (None of the Repair and Replacement projects in the SFPUC's most recent capital improvement program updated on February 10, 2009, is categorized as Direct Wholesale.) The Wholesale Customers' share of the annual appropriation for all other revenue-funded New Regional Assets will be determined each year and will be equal to the Wholesale Customers' Proportional Annual Use in each fiscal year. The amount appropriated in each fiscal year for the wholesale share of New Regional Assets shall be contributed to the Wholesale Capital Fund described in Section 6.08 and reported on and administered as shown in that section and Attachments M-1 through M-3.

5.05. Water Enterprise Operation and Maintenance Expenses

There are five categories of Water Enterprise Operation and Maintenance Expenses, described below:

A. Source of Supply

1. Description: This category consists of the costs of labor, supervision and engineering; materials and supplies; and other expenses incurred in the operation and maintenance of collecting and impounding reservoirs, dams, wells and other water supply facilities located outside San Francisco; watershed protection; water supply planning; and the purchase of water.

2. Allocation: Direct Retail expenses, including water supply planning for Retail operations (such as City Retail water conservation programs), will be assigned to the Retail Customers. Regional expenses will be allocated between Retail Customers and Wholesale Customers on the basis of Proportional Annual Use. Direct Wholesale expenses will be assigned to the Wholesale Customers. (As of the Effective Date there are no Direct Wholesale expenses in the Source of Supply category.)

B. Pumping

1. Description: This category consists of the costs of labor, supervision and engineering; materials and supplies; and other expenses incurred in the operation and maintenance of water pumping plants, ancillary structures and equipment and surrounding grounds; and fuel and power purchased for pumping water.

2. Allocation: Direct Retail expenses will be assigned to the Retail Customers. Regional expenses will be allocated between Retail Customers and Wholesale Customers on the basis of Proportional Annual Use. Direct Wholesale expenses will be assigned to the Wholesale Customers. (As of the Effective Date there are no Direct Wholesale expenses in the Pumping category.)

C. Treatment

1. Description: This category consists of the costs of labor, supervision and engineering; materials and supplies and other expenses incurred in the operation and maintenance of water treatment plants and drinking water quality sampling and testing. The cost of water quality testing will not include expenses incurred on behalf of the Wastewater

Enterprise. Any remaining costs, after adjusting for the Wastewater Enterprise, will be reduced by the amount of revenue received for laboratory analyses of any type performed for agencies, businesses and/or individuals other than the Water and Hetch Hetchy Enterprises.

2. Allocation: Direct Retail expenses will be assigned to the Retail Customers. Regional expenses will be allocated between Retail Customers and Wholesale Customers on the basis of Proportional Annual Use. Direct Wholesale expenses will be assigned to the Wholesale Customers. (As of the Effective Date there are no Direct Wholesale expenses in the Treatment category.)

D. Transmission and Distribution

1. Description: This category consists of the cost of labor, supervision and engineering; materials and supplies; and other expenses incurred in the operation and maintenance of transmission and distribution pipelines, appurtenances, meters (other than those expenses payable by individual Wholesale Customers pursuant to Section 5.10.C.3), distribution reservoirs storing treated water, craft shops and auto shops servicing vehicles used for operation and maintenance of the Regional Water System rather than for Direct Retail facilities, and miscellaneous facilities related to the transmission and distribution of water.

2. Allocation: Direct Retail Transmission and Distribution expenses will be assigned to the Retail Customers. Regional Transmission and Distribution expenses will be allocated between Retail and Wholesale Customers on the basis of Proportional Annual Use. Expenses incurred for the operation and maintenance of three terminal reservoirs, i.e., Sunset Reservoir (North and South Basins), University Mound Reservoir (North and South Basins), and Merced Manor Reservoir, as well as transmission pipelines delivering water to them, are classified as Regional expenses notwithstanding the location of the reservoirs within San Francisco. Direct Wholesale expenses will be assigned to the Wholesale Customers. (As of the Effective Date the only Direct Wholesale expenses in the Transmission and Distribution category are associated with the Palo Alto pipeline.)

E. Customer Services

1. Description: This category consists of labor; materials and supplies; and other expenses incurred for meter reading, customer record keeping, and billing and collection for the Water Enterprise.

2. Allocation: Customer Services expenses will be allocated among the Water Enterprise, the Wastewater Enterprise, and Hetch Hetchy Enterprise in proportion to the time spent by employees in Customer Services for each operating department/enterprise. The Water Enterprise's share of Customer Services expense will be allocated 98 percent to the Retail Customers and two percent to the Wholesale Customers, as illustrated on Attachment N-2, Schedule 1.

5.06. Water Enterprise Administrative and General Expenses

Administrative and General expenses consist of the Water Enterprise's share of the cost of general government distributed through the full-cost Countywide Cost Allocation Plan, the services of SFPUC support bureaus, Water Enterprise administrative and general expenses that cannot be directly assigned to a specific operating and maintenance category, and the cost of the Compliance Audit. These four subcategories, and the method by which costs in each are to be calculated and allocated, are as follows:

A. Countywide Cost Allocation Plan

1. Description: This subcategory consists of the Water Enterprise's share of the costs of San Francisco general government and other City central service departments which are not directly billed to the Water Enterprise or other operating departments. All San Francisco operating departments are assigned a prorated share of these costs through the full-cost Countywide Cost Allocation Plan (COWCAP) prepared annually by the San Francisco Controller.

2. Allocation: The Water Enterprise's assigned share of central government costs as shown in the annual full-cost COWCAP prepared by the San Francisco Controller, will be allocated between Retail Customers and Wholesale Customers on the basis of the composite percentage of the allocated expenses in the five categories of operation and maintenance expense described in Section 5.05. The composite wholesale percentage shown on Attachment N-2, Schedule 1 is 42.07 percent, derived by dividing the wholesale share of Operation and Maintenance expenses (\$46,573,883) by total Operation and Maintenance expenses (\$110,700,133).

B. Services of SFPUC Bureaus

1. Description: This subcategory consists of the support services provided to the Water Enterprise by the SFPUC Bureaus, which presently consist of the General

Manager's Office, Business Services, External Affairs, and Infrastructure Bureau. Business Services presently includes Financial Services, Information Technology Services, Human Resource Services, Fleet Management, and Customer Services.

2. Allocation: There are three steps involved in determining the Wholesale Customers' share of SFPUC Bureau costs.

a. Step One: Bureau expenses which have either been recovered separately or which provide no benefit to Wholesale Customers will be excluded. Examples of Bureau expenses recovered separately include (1) Customer Services expenses, which are recovered as provided in Section 5.05.E, and (2) Infrastructure expenses, which are assigned to individual projects and capitalized. An example of a Bureau expense that provides no benefit to Wholesale Customers is Information Technology Services expenses for support of the San Francisco Municipal Railway. In addition, the SFPUC will continue its practice of assigning City Attorney Office expenses charged to the General Manager's Office for projects or lawsuits that relate to only one enterprise directly to that enterprise. For example, costs related to a lawsuit involving the Wastewater Enterprise will not be assigned to the Water Enterprise.

b. Step Two: Bureau expenses adjusted as provided in Step One will be allocated among the Water Enterprise, the Wastewater Enterprise and the Hetch Hetchy Enterprise on the basis of the actual salaries of employees in each enterprise or department, as illustrated on Attachment N-2, Schedule 7.

c. Step Three: The amount allocated to the Water Enterprise through Step Two will be allocated between Retail Customers and Wholesale Customers on the basis of Proportional Annual Use.

C. **Water Enterprise Administrative and General**

1. Description: This category includes expenses incurred by the Water Enterprise that are not readily assignable to specific operating divisions. This category includes the following expenses:

a. Water Administration: This includes the costs of labor and other expenses of the administrative section of the Water Enterprise, supervision and engineering expenses, professional services, travel and training, equipment purchases, and materials and supplies not directly assignable to a specific operating unit.

b. Services Provided by Other City Departments: This includes charges of other San Francisco departments directly billed to the Water Enterprise

administration by other San Francisco departments for services ordered by the Water Enterprise, such as legal services, risk management, telecommunications, employee relations, purchasing, mail services, and workers compensation claims paid.

c. Litigation and Claims Paid: This includes charges incurred for attorney services and claims and judgments paid in litigation arising from the operation of the Water Enterprise.

2. Allocation: In each of these three subcategories, expenses that benefit only Retail Customers will be excluded. For example, the cost of claims and judgments resulting from a break in or leak from pipelines or reservoirs in the Retail Service Area (with the exception of the three terminal reservoirs and pipelines delivering water to them) will be assigned to the Retail Customers. Remaining Water Enterprise Administrative and General expenses will be allocated between Retail Customers and Wholesale Customers on the basis of the composite percentage of allocated operation and maintenance expense categories described in Section 5.05.

D. Compliance Audit. The cost of the Compliance Audit described in Section 7.04 will be assigned 50 percent to the Retail Customers and 50 percent to the Wholesale Customers.

5.07. Water Enterprise Property Taxes

A. Description: This category consists of property taxes levied against property owned by San Francisco located in Alameda, San Mateo and Santa Clara counties and used and managed by the SFPUC.

B. Allocation: All property taxes paid, net of (1) reimbursements received from lessees and permit holders, and (2) refunds from the taxing authority, are Regional expenses. Net property taxes will be allocated between Retail Customers and Wholesale Customers on the basis of Proportional Annual Use.

5.08. Hetch Hetchy Enterprise Expenses

A. **Introduction.** There are two steps involved in determining the amount of the Wholesale Customers' share of Hetch Hetchy Enterprise expenses.

1. The first step is to determine the Water Enterprise's share of Hetch Hetchy Enterprise operation expenses, maintenance expenses, administrative and general expenses, and property taxes.

2. The second step is to determine the Wholesale Customers' share of expenses allocable to the Water Enterprise.

B. Determination of the Water-Related Portion of Hetch Hetchy Enterprise Expenses

1. Operation and Maintenance Expenses: This category consists of the cost of labor, materials and supplies, and other expenses incurred in operating and maintaining Hetch Hetchy Enterprise physical facilities.

a. Description: Expenses associated exclusively with the production and distribution of hydroelectric power (e.g., generating plants and power transmission lines and towers, transformers and associated electric equipment, purchased power, wheeling charges, rental of power lines, etc.) are categorized as Power-Only and are allocated to power. Expenses associated exclusively with the operation and maintenance of facilities that serve only the water function (e.g., water transmission pipelines and aqueducts, activities related to compliance with federal and state drinking water quality laws, etc.) are categorized as Water-Only and are allocated entirely to water. Expenses associated with the operation and maintenance of facilities that serve both the water and power functions (e.g., dams, security programs, etc.) are categorized as Joint and are reallocated as 55 percent Power-Related and 45 percent Water-Related.

2. Administrative and General Expenses: There are three subcategories of Hetch Hetchy Enterprise Administrative and General expenses.

a. Full-Cost Countywide Cost Allocation Plan: This subcategory consists of the cost of San Francisco general government and other City central service departments which are not directly billed to operating departments but allocated through the full-cost Countywide Cost Allocation Plan described in Section 5.06.A. Costs in this subcategory are classified as Joint, and are reallocated as 55 percent Power-Related and 45 percent Water-Related.

b. SFPUC Bureau Costs: This subcategory consists of the expenses described in Section 5.06.B. One hundred percent of Customer Services expenses allocated to the Hetch Hetchy Enterprise are categorized as Power-Only. The remaining amount of Bureau

expenses allocated to the Hetch Hetchy Enterprise pursuant to Section 5.06.B will be reallocated between power and water in proportion to the salaries of Hetch Hetchy Enterprise employees assigned to each function as shown on Attachment N-2, Schedule 7.1.

c. **Other Administrative and General:** This subcategory includes payments to the United States required by the Act, labor, supervision and engineering and other costs not readily assignable to a specific operation or maintenance function or program. Costs related to power administration (such as long range planning and policy analysis for energy development, administration of power contracts, and administration of work orders to City departments for energy services) are Power-Only costs. Costs related to water administration (such as legal and professional services for the protection of the City's water rights) are Water-Only costs and will be assigned to the Water Enterprise. Costs related to both power administration and water administration (such as general administration, office rents, office materials and supplies, and services of other City departments benefitting to both power and water) are Joint administrative and general costs and are reallocated as 55 percent Power-Related and 45 percent Water-Related.

3. **Property Taxes.** This category consists of property taxes levied against property owned by San Francisco in Tuolumne, Stanislaus, San Joaquin, and Alameda counties and operated and managed by the Hetch Hetchy Enterprise.

Allocation: Property taxes are classified as Joint costs. They will be reallocated as 55 percent Power-Related and 45 percent Water-Related.

C. **Calculation of Wholesale Customers' Share of Hetch Hetchy Enterprise Expenses.** The Water Enterprise's share of Hetch Hetchy Enterprise expenses consist of 100 percent of Water-Only expenses and the Water-Related portion (45%) of Joint expenses.

The Wholesale Customers' share of the sum of the Water Enterprise's share of Hetch Hetchy Enterprise expenses determined under subsection B shall be calculated by multiplying that dollar amount by Adjusted Proportional Annual Use.

5.09. Hetch Hetchy Enterprise Capital Costs

A. **Introduction.** Wholesale Customers are also allocated a share of Hetch Hetchy Enterprise capital costs.

B. **Components of Capital Costs.** The components of Hetch Hetchy Enterprise capital costs are as follows:

1. Existing Assets Cost Recovery. The Wholesale Customers' repayment of their share of Hetch Hetchy Existing Assets (Water-Only and the Water-Related portion [45 percent] of Joint assets) is shown on Attachment K-4 accompanying Section 5.03.

2. Debt Service on New Assets. The Water Enterprise will be assigned 100 percent of Net Annual Debt Service attributable to acquisition and construction of New Hetch Hetchy Enterprise assets that are Water-Only and the Water-Related portion (45 percent) of Net Annual Debt Service on New Hetch Hetchy Enterprise Joint assets. The provisions of Section 5.04.A apply to debt service on New Hetch Hetchy Enterprise assets.

3. Revenue-Funded Capital Additions. The Water Enterprise will be assigned 100 percent of capital expenditures from revenues for New Hetch Hetchy Enterprise assets that are Water-Only and the Water-Related portion (45 percent) of such expenditures for new Hetch Hetchy Enterprise Joint assets. The provisions of Section 5.04.B apply to the payment of New revenue-funded Hetch Hetchy Enterprise assets.

C. Calculation of Wholesale Customers' Share of Hetch Hetchy Enterprise Capital Costs. The Wholesale Customers' share of the Net Annual Debt Service and revenue funded capital expenditures determined under subsections B.2 and 3 shall be calculated by multiplying that dollar amount by Adjusted Proportional Annual Use.

5.10. Additional Agreements Related to Financial Issues

A. Wholesale Customers Not Entitled to Certain Revenues. The Wholesale Customers have no entitlement to any of the following sources of revenue to the SFPUC.

1. Revenues from leases or sales of SFPUC real property.
2. Revenues from the other utility services such as the sale of electric power, natural gas and steam.
3. Revenues from the sale of water to customers and entities other than the Wholesale Customers.
4. Revenues earned from the investment of SFPUC funds other than funds contributed by the Wholesale Customers to the Wholesale Revenue Coverage Reserve described in Section 6.06 or the Wholesale Capital Fund described in Section 6.08. Wholesale Customers are also entitled to the benefit of earnings on proceeds of Indebtedness (through

expenditure on New Regional Assets and /or application to Debt Service) and to interest on the Balancing Account as provided in Section 6.05.B.

5. Revenues not related to the sale of water.

B. **Wholesale Customers Not Charged with Certain Expenses**. The Wholesale Customers will not be charged with any of the following expenses:

1. Capital costs for assets constructed or acquired prior to July 1, 1984 other than Existing Asset costs that are repaid pursuant to Section 5.03.

2. Expenses incurred by the SFPUC for generation and distribution of electric power, including Hetch Hetchy Enterprise Power-Only expenses and the Power-Related share of Hetch Hetchy Enterprise Joint expenses. An exception to this is Regional energy costs incurred by the Water Enterprise, for which Wholesale Customers are charged on the basis of Proportional Annual Use.

3. Expenses incurred by SFPUC in providing water to Retail Customers.

4. Expenses associated with the SFPUC's accruals or allocations for uncollectible Retail Water accounts.

5. Attorneys' fees and costs incurred by the Wholesale Customers that a court of competent jurisdiction orders San Francisco to pay as part of a final, binding judgment against San Francisco as provided in Section 8.03.B.2.

6. Any expenses associated with funding any reserves (other than the required Wholesale Revenue Coverage Reserve described in Section 6.06) accrued and not anticipated to be paid within one year unless such reserve is established by mutual agreement of the SFPUC and BAWSCA.

7. Any expenses accrued in respect to pending or threatened litigation, damage or personal injury claims or other loss contingencies unless projected to be paid within one year. Otherwise, such expenses will be charged to the Wholesale Customers when actually paid.

8. Any expense associated with installing, relocating, enlarging, removing or modifying meters and service connections at the request of an individual Wholesale Customer.

9. The Retail Customers' portion of any Environmental Enhancement Surcharges imposed to enforce the Interim Supply Limitation set forth in Section 4.04.

C. **Revenues Not Credited to Payment of Wholesale Revenue Requirement.**

The following payments by Wholesale Customers, individually or collectively, are not credited as Wholesale revenues for purposes of Section 6.05.B:

1. Payments by individual Wholesale Customers of the Environmental Enhancement Surcharge imposed to enforce the Interim Supply Limitation set forth in Section 4.04.
2. Payments of attorneys' fees and costs incurred by San Francisco that a court of competent jurisdiction orders the Wholesale Customers to pay as part of a final, binding judgment against the Wholesale Customers, as provided in Section 8.03.B.3.
3. Payments by individual Wholesale Customers for installation, relocation, enlargement, removal or modification of meters and service connections requested by, and charged to, a Wholesale Customer.
4. Payments applied to the amortization of the ending balance in the balancing account under the 1984 Agreement, pursuant to Section 6.05.A.
5. Payments of the Water Management Charge which are delivered to BAWSCA pursuant to Section 3.06.
6. Payments directed to the Wholesale Revenue Coverage Reserve pursuant to Section 6.06.
7. Prepayments authorized by Sections 5.03.C and 5.03.F.

D. **Other**

1. The Wholesale Customers will receive a proportional benefit from funds received by the SFPUC from (a) governmental grants, rebates, reimbursements or other subventions, (b) private-sector grants for Regional capital or operating purposes of the Water Enterprise and the Water-Only and Water-related portion of Joint Hetch Hetchy Water Enterprise expenses, or (c) a SFPUC use of taxable bonds.

2. The Wholesale Customers will receive a proportionate benefit from recovery of damages, including liquidated damages, by SFPUC from judgments against or settlements with contractors, suppliers, sureties, etc., related to Regional Water System projects and the Water-Only and Water-Related portion of Joint Hetch Hetchy Enterprise projects.

3. The SFPUC will continue to charge Wholesale Customers for assets acquired or constructed with proceeds of Indebtedness on which Wholesale Customers paid Debt Service during the Term of this Agreement on the “cash” basis (as opposed to the “utility” basis) after the expiration or earlier termination of this Agreement. The undertaking in this Section 5.10.D.3 will survive the expiration or earlier termination of this Agreement.

5.11. Classification of Existing System Assets.

Existing System Assets of the Regional Water System include the water storage, transmission, and treatment systems owned and operated by San Francisco in Tuolumne, Stanislaus, San Joaquin, Alameda, Santa Clara, San Mateo and San Francisco Counties. These assets are managed by either the Water Enterprise or the Hetch Hetchy Enterprise and the assets have been classified for purposes of cost allocation.

A. **Water Enterprise Assets.** Water Enterprise assets are currently managed, operated, and maintained by the Water Enterprise and are generally located west of Alameda East Portal, in addition to the treatment facilities located at Tesla and the Thomas Shaft Emergency Disinfection Facility. These assets are classified as Direct Retail, Direct Wholesale, or Regional.

B. **Hetch Hetchy Enterprise Assets.** Hetch Hetchy Enterprise assets are currently managed, operated and maintained by the Hetch Hetchy Enterprise and are generally located east of the Alameda East Portal of the Coast Range Tunnel in Sunol Valley, Alameda County. These assets are classified as Power-Only, Water-Only, or Joint, in accordance with Sections 5.08 and 5.09. Through the Wholesale Revenue Requirement, the Wholesale Customers pay Existing System Asset capital costs and operating expenses in accordance with Section 5.02.F and do not pay capital costs or operating expenses associated with assets classified as Direct Retail, Power-Only, and the Power-Related portion of Joint assets.

C. **Attachment R Documents Classifications.** To facilitate WSA administration, Attachment R documents the classification of major Existing System Assets operated by the Hetch Hetchy Enterprise. Attachment R consists of three documents: R-1 Introduction, R-2 Special Classification of Discrete Projects for 2018 Amendment Purposes, and R-3 Major Hetch Hetchy Enterprise Existing System Assets. Attachment R may be modified as specified in Section 5.11.D and in the manner set forth in Section 2.03.C.

D. **Attachment R-3, Major Hetch Hetchy Enterprise Existing System Assets, is Not Exhaustive.** Existing System Assets include, but are not limited to, land; fixed infrastructure such as dams, tunnels, buildings, water treatment plants and pipelines; equipment such as pumps and vehicles; and related appurtenances. Major Hetch Hetchy Enterprise Existing System Assets, and their classifications, are listed in Attachment R-3. Attachment R-3 does not include all assets of the Regional Water System, but represents the parties' best efforts to document major Hetch Hetchy Enterprise Existing System Assets that would incur capital costs and operating expenses subject to cost allocation. The classification of assets listed on R-3 may not be changed during the Term, any Extension Term, and any renewal of the Agreement, however, Attachment R-3 may be modified by mutual agreement in accordance with Section 2.03.C to (1) add an asset that was inadvertently omitted, (2) to add a new asset, and (3) remove a destroyed or obsolete asset. In the event that the parties cannot agree on the classification of any omitted or new assets, the dispute shall be subject to arbitration under Section 8.01.

E. **Attachment R-3, Major Hetch Hetchy Enterprise Existing System Assets, Classifications are Fixed.** The classification of the major Hetch Hetchy Enterprise Existing System Assets is fixed and shall control the allocation of capital costs and operating expenses for the remainder of the Term, any Extension Terms, and any renewal of the Agreement. However, changes may be proposed in accordance with subsection G below. Capital costs and operating expenses are meant to be inclusive of all costs related to assets, including, but not limited to, any alterations, additions, improvements, rehabilitation, replacement of assets, and equipment that is appurtenant thereto. Since asset classifications are fixed in Attachment R-3, asset classifications may not be modified by mutual agreement in accordance with Section 2.03.C.

F. **Attachment R-2, Special Classification of Discrete Projects for 2018 Amendment Purposes.** Past, ongoing and future capital projects involving five Hetch Hetchy Enterprise Existing System Assets defined in Attachment R-2 have classifications that differ from the underlying asset classifications. These project-related classification changes shown on Attachment R-2, are part of the 2018 amendments to the Agreement and are not precedential for any other asset-related capital cost or operating expense. With the exception of the defined projects related to the five assets listed on R-2, the capital projects for all assets follow the asset classifications. Capital projects listed on Attachment R-2 must be approved by the SFPUC following necessary CEQA review.

G. **Five Year Notice of Intent to Renegotiate Cost Allocation.** In the event San Francisco or the Wholesale Customers, which may be represented by BAWSCA, wish to propose and negotiate a change in Existing System Asset classifications, or a change in the Water-Related portion (45 percent) of Joint expenses, for the next Water Supply Agreement, such party must provide the other at least 5 years' written notice prior to the expiration of the Term or Extension Term, or the renewal of the Agreement. At a minimum, the noticing party must provide a comprehensive analysis of the financial and rate impacts of the proposed change at least two years prior to the expiration of the Term or Extension Term, or the renewal of the Agreement.

To meet this requirement, the parties may agree to jointly analyze, under a separate agreement, system capacity and usage and/or new assets, as well as other possible alternative cost allocation methodologies. Either party may also unilaterally initiate such studies by consultants of their choice and bear all their own costs.

Article 6. Integration of Wholesale Revenue Requirement with SFPUC Budget Development and Rate Adjustments

6.01. General

A. The purpose of the allocation bases set forth in Article 5 is to determine the Wholesale Revenue Requirement for each fiscal year. The Wholesale Revenue Requirement can only be estimated in advance, based on projected costs and water deliveries. These projections are used to establish water rates applicable to the Wholesale Customers.

B. After the close of each fiscal year, the procedures described in Article 7 will be used to determine the actual Wholesale Revenue Requirement for that year, based on actual costs incurred, allocated according to the provisions of Article 5, and using actual water delivery data. The amount properly allocated to the Wholesale Customers shall be compared to the amount billed to the Wholesale Customers for the fiscal year, other than those identified in Section 5.10.C. The difference will be entered into a balancing account to be charged to, or credited to, the Wholesale Customers, as appropriate.

C. The balancing account shall be managed as described in Section 6.05.

6.02. Budget Development

The SFPUC General Manager will send a copy of the proposed SFPUC budget to BAWSCA at the same time as it is sent to the Commission. In addition, a copy of materials submitted to the Commission for consideration at meetings prior to the meeting at which the overall SFPUC budget is considered (including (a) operating budgets for the Water Enterprise and the Hetch Hetchy Enterprise, (b) budgets for SFPUC Bureaus, and (c) capital budgets for the Water Enterprise and the Hetch Hetchy Enterprise) will also be sent to BAWSCA concurrently with their submission to the Commission.

6.03. Rate Adjustments

A. **Budget Coordinated Rate Adjustments**. Adjustments to the rates applicable to the Wholesale Customers shall be coordinated with the budget development process described in this section except to the extent that Sections 6.03.B and 6.03.C authorize emergency rate increases and drought rate increases, respectively.

If the SFPUC intends to increase wholesale water rates during the ensuing fiscal year, it will comply with the following procedures:

1. Adjustments to the wholesale rates will be adopted by the Commission at a regularly scheduled meeting or at special meeting, properly noticed, called for the purpose of adjusting rates or for taking any other action under the jurisdiction of the Commission.

2. The SFPUC will send a written notice by mail or electronic means to each Wholesale Customer and to BAWSCA of the recommended adjustment at least thirty (30) days prior to the date of the meeting at which the Commission will consider the proposed adjustment. The notice will include the date, time and place of the Commission meeting.

3. The SFPUC shall prepare and provide to each Wholesale Customer and to BAWSCA the following materials: (a) a table illustrating how the increase or decrease in the Wholesale Revenue Requirement and wholesale rates were calculated, substantially in the form of Attachment N-1, (b) a schedule showing the projected expenses included in the Wholesale Revenue Requirement for the fiscal year for which the rates are being proposed, and supporting materials, substantially in the form of Attachment N-2, and (c) a schedule showing projected water sales, Wholesale Revenue Requirements and wholesale rates for the fiscal year for which rates are being set and the following four years, substantially in the form of Attachment N-3. These materials will be included with the notification required by Section 6.03.A.2.

4. Rate adjustments will be effective no sooner than thirty (30) days after adoption of the wholesale rate by the Commission.

5. San Francisco will use its best efforts to provide the Wholesale Customers with the information described above. San Francisco's failure to comply with the requirements set forth in this section shall not invalidate any action taken by the Commission (including, but not limited to, any rate increase or decrease adopted). In the event of such failure, the Wholesale Customers may either invoke arbitration, as set forth in Section 8.01, or seek injunctive relief, to compel San Francisco to remedy the failure as soon as is reasonably practical, and San Francisco shall be free to oppose the issuance of the requested judicial or arbitral relief on any applicable legal or equitable basis. The existence of this right to resort to arbitration shall not be deemed to preclude the right to seek injunctive relief.

6. Because delays in the budget process or other events may cause San Francisco to defer the effective date of Wholesale Customer rate adjustments until after the beginning of San Francisco's fiscal year, nothing contained in this Agreement shall require San Francisco to make any changes in the water rates charged to Wholesale Customers effective at

the start of San Francisco's fiscal year or at any other specific date. Nothing in the preceding sentence shall excuse non-compliance with the provisions of Section 6.02 and this section.

B. **Emergency Rate Increases.** The Commission may adjust the Wholesale Customers' rates without complying with the requirements of Section 6.03.A in response to an Emergency that damages the Regional Water System and disrupts San Francisco's ability to maintain normal deliveries of water to Retail and Wholesale Customers. In such an Emergency, the Commission may adopt an emergency rate surcharge applicable to Wholesale Customers without following the procedures set forth in this section, provided that any such rate surcharge imposed by the Commission shall be applicable to both Retail and Wholesale Customers and incorporate the same percentage increase for all customers. Any emergency rate surcharge adopted by the Commission shall remain in effect only until the next-budget coordinated rate-setting cycle.

C. **Drought Rates.** If the Commission declares a water shortage emergency under Water Code Section 350, implements the Tier 1 Shortage Plan (Attachment H) described in Section 3.11.C, and imposes drought rates on Retail Customers, it may concurrently adjust wholesale rates independently of coordination with the annual budget process. Those adjustments may be designed to encourage water conservation and may constitute changes to the structure of the rates within the meaning of Section 6.04. The parties agree, however, that, in adopting changes in rates in response to a declaration of water shortage emergency, the Commission shall comply with Section 6.03.A.1 and 2 but need not comply with Section 6.04.B. Drought Rate payments and payments of excess use charges levied in accordance with the Tier 1 Shortage Plan described in Section 3.11.C constitute Wholesale Customer Revenue and count towards the Wholesale Revenue Requirement. The SFPUC may use these revenues to purchase additional water for the Wholesale Customers from the State Drought Water Bank or other willing seller.

6.04. Rate Structure

A. This Agreement is not intended and shall not be construed to limit the Commission's right (a) to adjust the structure of the rate schedule applicable to the Wholesale Customers (i.e., the relationship among the several charges set out therein) or (b) to add, delete, or change the various charges which make up the rate schedule, provided that neither such charges nor the structure of the rate schedule(s) applicable to the Wholesale Customers shall be arbitrary, unreasonable, or unjustly discriminatory as among said customers. The

SFPUC will give careful consideration to proposals for changes in the rate schedule made jointly by the Wholesale Customers but, subject to the limitations set out above, shall retain the sole and exclusive right to determine the structure of the rate schedule.

B. If the SFPUC intends to recommend that the Commission adopt one or more changes to the structure of wholesale rates (currently set forth in SFPUC Rate Schedule W-25), it shall prepare and distribute to the Wholesale Customers and BAWSCA a report describing the proposed change(s), the purpose(s) for which it/they are being considered, and the estimated financial effect on individual Wholesale Customers or classes of customers. Wholesale Customers may submit comments on the report to the SFPUC for sixty (60) days after receiving the report. The SFPUC will consider these comments and, if it determines to recommend that the Commission adopt the change(s), as described in the report or as modified in response to comments, the SFPUC General Manager shall submit a report to the Commission recommending specific change(s) in the rate structure. Copies of the General Manager's report shall be sent to all Wholesale Customers and BAWSCA at least thirty (30) days prior to the Commission meeting at which the changes will be considered.

C. The SFPUC may recommend, and the Commission may adopt, changes in the structure of wholesale rates at any time. However, the new rate schedule implementing these changes will become effective at the beginning of the following fiscal year.

6.05. Balancing Account

A. **Balancing Account Established Under 1984 Agreement.** The amount of credit in favor of San Francisco as of the expiration of the term of 1984 Agreement (June 30, 2009) is not known with certainty as of preparation and execution of this Agreement. It will not be known with certainty until the Compliance Audit for FY 2008-09 is completed and disputes, if any, that the Wholesale Customers or the SFPUC may have with the calculation of the Suburban Revenue Requirement for that fiscal year and for previous fiscal years have been settled or decided by arbitration.

The parties anticipate that the amount of the credit in favor of San Francisco as of June 30, 2009 may be within the range of \$15 million to \$20 million.

In order to reduce the credit balance due San Francisco under the 1984 Agreement in an orderly manner, while avoiding unnecessary fluctuations in wholesale rates, the parties agree to implement the following procedure.

1. In setting wholesale rates for FY 2009-10, SFPUC will include a balancing account repayment of approximately \$2 million.

2. In setting wholesale rates for FY 2010-11 and following years, SFPUC will include a balancing account repayment of not less than \$2 million and not more than \$5 million annually until the full amount of the balance due, plus interest at the rate specified in Section 6.05.B, is repaid.

3. The actual ending balance as of June 30, 2009 will be determined, by the parties' agreement or arbitral ruling, after the Compliance Audit report for FY 2008-09 is delivered to BAWSCA. That amount, once determined, will establish the principal to be amortized through subsequent years' repayments pursuant to this Section 6.05.A.

B. Balancing Account Under This Agreement

1. Operation. After the close of each fiscal year, the SFPUC will compute the costs allocable to the Wholesale Customers for that fiscal year pursuant to Article 5, based on actual costs incurred by the SFPUC and actual amounts of water used by the Wholesale Customers and the Retail Customers. That amount will be compared to the amounts billed to the Wholesale Customers for that fiscal year (including any Excess Use Charges, but excluding revenues described in Section 5.10.C). The difference will be posted to a "balancing account" as a credit to, or charge against, the Wholesale Customers. Interest shall also be posted to the balancing account calculated by multiplying the amount of the opening balance by the average net interest rate, certified by the Controller as earned in the San Francisco Treasury for the previous fiscal year on the San Francisco County Pooled Investment Account. Interest, when posted, will carry the same mathematical sign (whether positive or negative) as carried by the opening balance. The amount posted to the balancing account in each year shall be added to, or subtracted from, the balance in the account from previous years. The calculation of the amount to be posted to the balancing account shall be included in the report prepared by the SFPUC pursuant to Section 7.02.

The opening balance for fiscal year 2009-10 shall be zero.

2. Integration of Balancing Account with Wholesale Rate Setting Process. If the amount in the balancing account is owed to the Wholesale Customers (a positive balance), the SFPUC shall take it into consideration in establishing wholesale rates. However, the SFPUC need not apply the entire amount to reduce wholesale rates for the immediately ensuing

year. Instead, the SFPUC may prorate a positive ending balance over a period of up to three successive years in order to avoid fluctuating decreases and increases in wholesale rates.

a. If a positive balance is maintained for three successive years and represents 10 percent or more of the Wholesale Revenue Requirement for the most recent fiscal year, the SFPUC shall consult with BAWSCA as to the Wholesale Customers' preferred application of the balance. The Wholesale Customers shall, through BAWSCA, direct that the positive balance be applied to one or more of the following purposes: (a) transfer to the Wholesale Revenue Coverage Reserve, (b) amortization of any remaining negative balance from the ending balancing account under the 1984 Agreement, (c) prepayment of the existing asset balance under Section 5.03, (d) water conservation or water supply projects administered by or through BAWSCA, (e) immediate reduction of wholesale rates, or (f) continued retention for future rate stabilization purposes. In the absence of a direction from BAWSCA, the SFPUC shall continue to retain the balance for rate stabilization in subsequent years.

b. If the amount in the balancing account is owed to the SFPUC (a negative balance), the SFPUC shall not be obligated to apply all or any part of the negative balance in establishing wholesale rates for the immediately ensuring year. Instead, the SFPUC may prorate the negative balance in whole or in part over multiple years in order to avoid fluctuating increases and decreases in wholesale rates.

6.06. Wholesale Revenue Coverage Reserve

A. The SFPUC may include in wholesale rates for any fiscal year an additional dollar amount ("Wholesale Revenue Coverage"), which for any fiscal year shall equal the following:

1. The lesser of (i) 25% of the Wholesale Customers' share of Net Annual Debt Service for that fiscal year determined as described in Section 5.04.A, or (ii) the amount necessary to meet the Wholesale Customers' proportionate share of Debt Service coverage required by then-current Indebtedness for that fiscal year, minus

2. A credit for (i) the actual amounts previously deposited in the "Wholesale Revenue Coverage Reserve" (as defined in subsection B below), (ii) accrued interest on the amounts on deposit in the Wholesale Revenue Coverage Reserve, and (iii) an amount equal to any additional interest that would have accrued on the actual amounts previously deposited in the Wholesale Revenue Coverage Reserve assuming no withdrawals had been made therefrom.

B. During each fiscal year, the SFPUC will set aside and deposit that portion of revenue equal to Wholesale Revenue Coverage into a separate account that the SFPUC will establish and maintain, to be known as the "Wholesale Revenue Coverage Reserve." Deposits into the Wholesale Revenue Coverage Reserve shall be made no less frequently than monthly. The Wholesale Revenue Coverage Reserve shall be credited with interest at the rate specified in Section 6.05.B. The SFPUC may use amounts in the Wholesale Revenue Coverage Reserve for any lawful purpose. Any balance in the Wholesale Revenue Coverage Reserve in excess of the Wholesale Revenue Coverage amount as of the end of any fiscal year (as calculated in subsection 6.06(A) above) shall be applied as a credit against wholesale rates in the immediately following fiscal year unless otherwise directed by BAWSCA.

C. Within 180 days following the later of expiration of the Term or final payment of Debt Service due on Indebtedness issued during the Term to which Wholesale Customers were contributing, SFPUC shall rebate to the Wholesale Customers an amount equal to the Wholesale Revenue Coverage amount in effect for the fiscal year during which the Term expires or the final payment of Debt Service on Indebtedness is made based on each Wholesale Customer's Proportional Annual Use in the fiscal year during which the Term expires or the final payment of debt service on Indebtedness is made.

D. SFPUC shall provide a schedule of debt issuance (with assumptions), and the Wholesale Customers' share of Net Annual Debt Service (actual and projected) expected to be included in wholesale rates starting in 2009-10 through the expected completion of the WSIP. The schedule is to be updated annually prior to rate setting. If estimated Debt Service is used in rate setting, the SFPUC must be able to demonstrate that the Water Enterprise revenues will be sufficient to meet the additional bonds test for the proposed bonds and rate covenants for the upcoming year.

E. Conditions in the municipal bond market may change from those prevailing in 2009. If, prior to expiration of the Term, the SFPUC determines that it would be in the best financial interest of both Retail Customers and Wholesale Customers of the Regional Water System for the Debt Service coverage requirement to be increased in one or more series of proposed new Indebtedness above 1.25%, or for the coverage covenant to be strengthened in other ways, it will provide a written report to BAWSCA. The report will contain (1) a description of proposed covenant(s) in the bond indenture; (2) an explanation of how savings are expected to be achieved (e.g., increase in the SFPUC's credit rating over the then-current level; ability to

obtain credit enhancement, etc.); (3) the estimated all-in true interest cost savings; (4) a comparison of the Wholesale Revenue Requirements using the Debt Service coverage limitation in subsection A and under the proposed methodology; and (5) a comparison of the respective monetary benefits expected to be received by both Retail and Wholesale Customers. The SFPUC and BAWSCA agree to meet and confer in good faith about the proposed changes.

F. Any increase in Debt Service coverage proposed by the SFPUC shall be commensurate with Proportional Water Use by Retail and Wholesale Customers. If the SFPUC demonstrates that an increase in Debt Service coverage will result in equivalent percentage reductions in total Wholesale and Retail Debt Service payments over the life of the proposed new Indebtedness, based on Proportional Water Use, BAWSCA may agree to a modification of the Wholesale Revenue Coverage requirement in subsection A. If BAWSCA does not agree to a proposed modification in coverage requirements in the covenants for new Indebtedness, SFPUC may nevertheless proceed with the modification and the issuance of new Indebtedness. Any Wholesale Customer, or BAWSCA, may challenge an increase in the Wholesale Revenue Requirement resulting from the modification in Debt Service coverage through arbitration as provided in Section 8.01.A. If the arbitrator finds that the increase in Debt Service coverage (1) did not and will not result in equivalent percentage reductions in total Wholesale and Retail Debt Service payments over the life of the proposed new Indebtedness, based on Proportional Water Use, or (2) was not commensurate with Proportional Water Use, the arbitrator may order the Wholesale Revenue Requirement to be recalculated both retrospectively and prospectively to eliminate the differential impact to Wholesale or Retail Customers, subject to the limitation in Section 8.01.C.

6.07. Working Capital Requirement

A. The SFPUC maintains working capital in the form of unappropriated reserves for the purpose of bridging the gap between when the SFPUC incurs operating expenses required to provide service and when it receives revenues from its Retail and Wholesale Customers. The Wholesale Customers shall fund their share of working capital as part of the annual Wholesale Revenue Requirement calculation. The amount of wholesale working capital for which the Wholesale Customers will be responsible will be determined using the 60-day standard formula approach.

B. Applying this approach, annual wholesale working capital equals one-sixth of the wholesale allocation of operation and maintenance, administrative and general, and property tax

expenses for the Water and Hetch Hetchy Enterprises. Wholesale working capital shall be calculated separately for the Water and Hetch Hetchy Enterprises.

C. Each month, the sum of the Water Enterprise and Hetch Hetchy Enterprise working capital components will be compared with the ending balance in the Wholesale Revenue Coverage Reserve to determine if the Wholesale Customers provided the minimum required working capital. If the Wholesale Revenue Coverage Reserve is greater than the total Water Enterprise and Hetch Hetchy Enterprise working capital requirement, the Wholesale Customers will have provided their share of working capital. If the Wholesale Revenue Coverage Reserve is less than the total Water Enterprise and Hetch Hetchy Enterprise working capital requirement, the Wholesale Customers will be charged interest on the difference, which will be included in the adjustment to the Balancing Account under Section 6.05.B for the subsequent fiscal year.

6.08. Wholesale Capital Fund

A. The SFPUC currently funds revenue-funded capital projects through annual budget appropriations that are included in rates established for that fiscal year and transferred to a capital project fund from which expenditures are made. Consistent with the San Francisco Charter and Administrative Code, the SFPUC appropriates funds in advance of construction in order to maintain a positive balance in the capital project fund. The capital project fund also accrues interest and any unspent appropriations in excess of total project costs. It is the SFPUC's practice to regularly monitor the capital project fund balance to determine whether a surplus has accumulated, which can be credited against the next fiscal year's capital project appropriation.

B. The SFPUC shall establish a comparable Wholesale Revenue-Funded Capital Fund (Wholesale Capital Fund) to enable the Wholesale Customers to fund the wholesale share of revenue-funded New Regional Assets. The Wholesale Capital Fund balance is zero as of July 1, 2009. The SFPUC may include in wholesale rates for any fiscal year an amount equal to the wholesale share of the SFPUC's appropriation for revenue funded New Regional Assets for that year, which sum will be credited to the Wholesale Capital Fund. The wholesale share of other sources of funding, where legally permitted and appropriately accounted for under GAAP, will also be credited to the Wholesale Capital Fund, together with interest earnings on the Wholesale Capital Fund balance.

C. The SFPUC will expend revenues appropriated and transferred to the Wholesale Capital Fund only on New Regional Assets. The annual capital appropriation included in each fiscal year's budget will be provided to BAWSCA in accordance with Section 6.02 and will take into account the current and projected balance in the Wholesale Capital Fund, as well as current and projected unexpended and unencumbered surplus, as shown on attachment M-1, which will be prepared by the SFPUC each year.

D. Commencing on November 30, 2010 and thereafter in each fiscal year during the Term, the SFPUC will also provide an annual report to BAWSCA on the status of individual revenue-funded New Regional Assets, substantially in the form of Attachment M-2.

E. In order to prevent the accumulation of an excessive unexpended and unencumbered balance in the Wholesale Capital Fund, the status of the fund balance will be reviewed through the annual Compliance Audit, commencing in FY 2018-19. The FY 2018-19 Compliance Audit and the Wholesale Customer/BAWSCA review under Section 7.06 shall include Wholesale Capital Fund appropriations, expenditures and interest earnings for FY 2014-15 through 2017-18 for the purpose of determining whether a Balancing Account transfer is required. If the June 30 unencumbered balance of the Wholesale Capital Fund exceeds the lesser of the following: (i) the Target Balance; (ii) the unencumbered remaining cumulative appropriations, the amount of such excess shall be transferred to the credit of the Wholesale Customers to the Balancing Account described in Section 6.05.

In order to avoid funding delays for New Regional Asset capital projects resulting from prior year transfers of excess Wholesale Capital fund balances to the Wholesale Customers, if the June 30 unencumbered balance of the Wholesale Capital Fund is below the lesser of the following: (i) the Target Balance; (ii) the unencumbered remaining cumulative appropriation, such deficiency shall be posted to the Balancing Account described in Section 6.05 as a charge to the Wholesale Customers. Notwithstanding the foregoing, no such charge to the Wholesale Customers shall exceed \$4 million annually.

Amended Attachment M-3 illustrates the process for determining the Wholesale Capital Fund balance as of June 30, 2019.

F. Three years prior to the end of the Term, the SFPUC and BAWSCA will discuss the disposition of the Wholesale Capital Fund balance at the end of the Term. Absent

agreement, any balance remaining in the Wholesale Capital Fund at the end of the Term shall be transferred to the Balancing Account, to the credit of the Wholesale Customers.

6.09. SFPUC Adoption of Regional Water System 10-Year Capital Improvement Program

A. **Established Level of Service Goals and Objectives**. In approving the WSIP, the Commission adopted Level of Service Goals and Objectives that are, in part, used to develop capital programs related to water, including the 10-Year Capital Improvement Program for the Regional Water System (“10-Year CIP”). BAWSCA and the Wholesale Customers shall have the opportunity to review and provide written or oral comments on any changes to the Level of Service Goals and Objectives that may be submitted to the Commission for approval.

B. **Submittal of an Asset Management Policy**. Prior to December 31, 2020, the SFPUC shall develop and submit to the Commission for approval an Asset Management Policy applicable to the Regional Water System.

C. **Coordination of 10-Year CIP and SFPUC Budget Meetings**. The Commission annually reviews, updates, and adopts a 10-Year CIP pursuant to Section 8B.123 of the San Francisco Charter. At two-year intervals, the Commission holds two budget meetings concerning the 10-Year CIP. Over the course of the two budget meetings, the SFPUC reviews its budget priorities, potential changes to projects in the previously adopted 10-Year CIP, and the potential financial implications of such changes. In the event that Charter amendments are placed on the ballot that could alter or amend the City’s budget preparation and adoption efforts, BAWSCA shall be notified in advance of any proposed change that could result in a less robust CIP development effort, and BAWSCA and the SFPUC shall meet to consider BAWSCA’s comments on maintaining a robust CIP development effort.

D. **Mid-cycle Changes to the 10-Year CIP**. The SFPUC shall include within the Water Enterprise Capital Improvement Program Quarterly Projects Reports that it provides to the Commission (“CIP Quarterly Projects Reports”) discussion of any material changes proposed to projects that are included in the most recently adopted 10-Year CIP. The SFPUC defines a material change as a change that applies to a CIP project whose approved CIP budget is equal to or greater than \$5,000,000 that results in one or more of the following:

1. Increases the cost of the CIP project by more than 10%.
2. Increases the schedule of the CIP project by extending said schedule by 12 calendar months or greater.

3. Affects the SFPUC's ability to meet the Level of Service Goals and Objectives.

The SFPUC shall also include within the CIP Quarterly Projects Reports discussion of any new capital project that is not included in the most recently adopted 10-Year CIP if the SFPUC has 1) begun spending on the project and 2) anticipates that it will require total funding in excess of \$5,000,000. For such projects, the parties recognize that the work may be of an urgent nature and that details of those projects may be developing quickly to address a critical need. The SFPUC commits that, for these projects, an expanded discussion will be provided in quarterly reports generated 6 months following the creation of the project in the City's finance and accounting system. At a minimum, the discussion will include: 1) a detailed scope of work, 2) schedule, 3) cost breakdown, and 4) proposed source of funding. This level of detail shall continue to be included in subsequent quarterly reports through either the completion of the work or until the work is included as part of an adopted 10-Year CIP.

E. **BAWSCA and Wholesale Customer Notice and Review.** Beginning in 2020, at least 30 days before the first budget meeting, the SFPUC shall provide BAWSCA and the Wholesale Customers with written notice of the dates of the two budget meetings. At least 30 days before the first budget meeting, the SFPUC shall also provide BAWSCA and the Wholesale Customers with a draft of the 10-Year CIP and meet with those same parties to review potential candidate projects that it is considering for inclusion in the 10-Year CIP. Final materials for the first budget meeting will be made available to BAWSCA and the Wholesale Customers no less than 14 days prior to that budget meeting. Final materials for the second budget meeting will be made available to BAWSCA and the Wholesale Customers on the same date that they are made available to the Commission. Prior to the Commission's adoption of the 10-Year CIP at the second budget meeting, San Francisco shall respond, in writing, to all written comments by BAWSCA and the Wholesale Customers on the 10-Year CIP that were submitted prior to the date of the first budget meeting.

F. **Contents of Draft 10-Year CIP – Projects in Years One and Two of 10-Year Schedule.** The SFPUC's CIP projects generally fall into three categories: defined projects, placeholder concepts that could become projects, and programmatic spending for expenses likely to be made but for which there is no schedule. Projects in the near-term years of the 10-Year CIP have more definition than those in the outer years, and as a result more detailed information is available for them. For each project listed that has significant expected

expenditures identified in the first two years of the 10-Year CIP, the draft 10-Year CIP made available to BAWSCA and the Wholesale Customers shall include the following elements:

1. Project name.
2. Project description and justification.
3. Description of the project's relationship to the Level of Service Goals and Objectives.
4. Project asset classification for cost-allocation purposes, pursuant to Attachment R for Hetch Hetchy Enterprise assets, or as Regional or Retail for Water Enterprise assets.
5. Project schedule where applicable, broken down by phase, through to completion.
6. Total project budget estimate including a proposed inflation rate.

G. **Contents of Draft 10-Year CIP – Projects Listed After First Two Years of 10-Year Schedule.** For each project that is listed in years three through ten of the 10-Year CIP, the draft 10-Year CIP made available to BAWSCA and the Wholesale Customers shall include the following elements:

1. Project name.
2. Project description and justification.
3. Description of the project's relationship to the Level of Service Goals and Objectives.
4. Project asset classification for cost-allocation purposes, pursuant to Attachment R for Hetch Hetchy Enterprise assets, or as Regional or Retail for Water Enterprise assets.
5. Project schedule information that forms the basis for project planning if available.
6. Total project budget estimate.

H. **Additional Contents of Draft 10-Year CIP.** The draft 10-Year CIP made available to BAWSCA and the Wholesale Customers shall also include the following:

1. A discussion of any changes to projects in the previously adopted 10-Year CIP, the reasons for such changes, any impact of the proposed changes on the SFPUC's ability to achieve the Level of Service Goals

and Objectives, and the SFPUC's proposal for meeting the specific Level of Service Goals and Objectives in question.

2. A discussion of factors that have influenced the 10-Year CIP budget or identified projects, or have the potential to influence the overall budget or the number, cost and scale of identified projects, such as rate increase considerations, local rate setting policies, etc.
3. A discussion of how the CIP will be staffed.
4. A cash flow estimate for each project included as part of the first five years of the 10-Year CIP that considers historical spending and changes in the amount of work to be done.
5. Project spreadsheets that separate new projects from existing projects.
6. A summary roll-up for Regional costs, including all programmatic costs budgeted in the 10-Year CIP.

I. **Quarterly Reporting and Meetings.**

1. **CIP Quarterly Projects Reports.** The SFPUC shall include within the CIP Quarterly Projects Reports a detailed status update of each Regional project in the 10-Year CIP that has an estimated cost greater than \$5 million and a summary of the work completed to date for such projects. The CIP Quarterly Projects Reports shall focus on the first two years' projects in the 10-Year CIP, but shall also demonstrate a connection to the 10-Year CIP asset classification and the Level of Service Goals and Objectives. The CIP Quarterly Projects Reports shall identify any Regional project in the 10-Year CIP with an estimated cost greater than \$5 million that is behind schedule, and, for each project so identified, shall describe the SFPUC's plan and timeline for either making up the delay or adopting a revised project schedule. In each fourth quarter of the fiscal year CIP Quarterly Projects Report, the SFPUC will also address the status of Regional projects in the 10-Year CIP that have an estimated cost of less than \$5 million, noting any such projects that are behind schedule and describing the SFPUC's plan and timeline for either making up the delay or adopting a revised project schedule.

2. **Quarterly Meetings.** If requested by BAWSCA, the SFPUC shall hold quarterly meetings with BAWSCA to review each CIP Quarterly Projects Report, during which the SFPUC shall present information and detail about the individual projects and overall implementation of the 10-Year CIP, as well as the need for re-prioritization and/or the proposal

of new candidate projects for consideration as part of the next update of the 10-Year CIP. As part of the meeting held in each fourth quarter of the fiscal year, the SFPUC shall provide additional information and detail regarding the CIP development schedule and associated coordination proposed with BAWSCA.

Article 7. Accounting Procedures; Compliance Audit

7.01. SFPUC Accounting Principles, Practices

A. **Accounting Principles.** San Francisco will maintain the accounts of the SFPUC and the Water and Hetch Hetchy Enterprises in conformity with Generally Accepted Accounting Principles. San Francisco will apply all applicable pronouncements of the Governmental Accounting Standards Board (GASB) as well as statements and interpretations of the Financial Accounting Standards Board and Accounting Principles Board opinions issued on or before March 30, 1989, unless those pronouncements or opinions conflict with GASB pronouncements.

B. **General Rule.** San Francisco will maintain the accounting records of the SFPUC and the Water and Hetch Hetchy Enterprises in a format and level of detail sufficient to allow it to determine the annual Wholesale Revenue Requirement in compliance with this Agreement and to allow its determination of the Wholesale Revenue Requirement to be audited as provided in Section 7.04.

C. **Water Enterprise.** San Francisco will maintain an account structure which allows utility plant and operating and maintenance expenses to be segregated by location (inside San Francisco and outside San Francisco) and by function (Direct Retail, Regional and Direct Wholesale).

D. **Hetch Hetchy Enterprise.** San Francisco will maintain an account structure which allows utility plant and operating and maintenance expenses to be segregated into Water Only, Power Only and Joint categories.

E. **SFPUC.** San Francisco will maintain an account structure which allows any expenses of SFPUC bureaus that benefit only the Wastewater Enterprise, the Power-Only operations of the Hetch Hetchy Enterprise or Retail Customers to be excluded from the Wholesale Revenue Requirement.

F. **Utility Plant Ledgers.** San Francisco will maintain subsidiary plant ledgers for the Water and Hetch Hetchy Enterprises that contain unique identifying numbers for all assets included in the rate base and identify the original cost, annual depreciation, accumulated depreciation, date placed in service, useful life, salvage value if any, source of funding (e.g., bond series, revenues, grants), and classification for purposes of this Agreement.

G. **Debt.** San Francisco will maintain documentation identifying:

1. The portion of total bonded debt outstanding related to each series of each bond issue.
2. The portion of total interest expense related to each series of each bond issue.
3. The use of proceeds of each bond issue (including proceeds of commercial paper and/or other interim financial instruments redeemed or expected to be redeemed from bonds and earnings on the proceeds of financings) in sufficient detail to determine, for each bond issue, the proceeds and earnings of each (including proceeds and earnings of interim financing vehicles redeemed by a bond issue) and the total amounts expended on Direct Retail improvements and the total amounts expended on Regional improvements.

H. **Changes in Accounting.** Subject to subsections A thru G, San Francisco may change the chart of accounts and accounting practices of the SFPUC and the Water and Hetch Hetchy Enterprises. However, the allocation of any expense to the Wholesale Customers that is specified in the Agreement may not be changed merely because of a change in (1) the accounting system or chart of accounts used by SFPUC, (2) the account to which an expense is posted or (3) a change in the organizational structure of the SFPUC or the Water or Hetch Hetchy Enterprises.

I. **Audit.** San Francisco will arrange for an audit of the financial statements of Water and Hetch Hetchy Enterprises to be conducted each year by an independent certified public accountant, appointed by the Controller, in accordance with Generally Accepted Auditing Standards.

7.02. Calculation of and Report on Wholesale Revenue Requirement

A. Within five months after the close of each fiscal year, San Francisco will prepare a report showing its calculation of the Wholesale Revenue Requirement for the preceding fiscal year and the change in the balancing account as of the end of that fiscal year. The first such report will be prepared by November 30, 2010 and will cover fiscal year 2009-10 and the balancing account as of June 30, 2010.

B. The report will consist of the following items:

1. Statement of changes in the balancing account for the fiscal year being reported on, and for the immediately preceding fiscal year, substantially in the form of Attachment O.
2. Detailed supporting schedules 8.1 through 8.2 substantially in the form of Attachment N-2.
3. Description and explanation of any changes in San Francisco's accounting practices from those previously in effect.
4. Explanation of any line item of expense (shown on Attachment N-2, schedules 1 and 4) for which the amount allocated to the Wholesale Customers increased by (a) ten percent or more from the preceding fiscal year, or (b) more than \$1,000,000.
5. Representation letter signed by the SFPUC General Manager and by other SFPUC financial staff shown on Attachment P, as the General Manager may direct, subject to change in position titles at the discretion of the SFPUC.

C. The report will be delivered to the BAWSCA General Manager by the date identified in Subsection A.

Once the report has been delivered to BAWSCA, San Francisco will, upon request:

1. Provide BAWSCA with access to, and copies of, all worksheets and supporting documents used or prepared by San Francisco during its calculation of the Wholesale Revenue Requirement;
2. Make available to BAWSCA all supporting documentation and calculations used by San Francisco in preparing the report; and
3. Promptly provide answers to questions from BAWSCA staff about the report.

7.03. Appointment of Compliance Auditor

A. **Purpose.** The purpose of this section is to provide for an annual Compliance Audit by an independent certified public accountant of the procedures followed and the underlying data used by San Francisco in calculating the Wholesale Revenue Requirement for the preceding fiscal year. The annual Compliance Audit shall also determine whether the Wholesale Revenue Requirement has been calculated in accordance with the terms of the Agreement and whether amounts paid by the Wholesale Customers in excess of or less than

the Wholesale Revenue Requirement have been posted to the balancing account, together with interest as provided in Section 6.05.

B. **Method of Appointment.** The Controller shall select an independent certified public accountant ("Compliance Auditor") to conduct the Compliance Audit described below. The Compliance Auditor may be the same certified public accountant engaged by the Controller to audit the financial statements of the Water and Hetch Hetchy Enterprises. Subject to approval by the Controller and the General Manager of the SFPUC, the Compliance Auditor shall have the authority to engage such consultants as it deems necessary or appropriate to assist in the audit. The terms of this Article shall be incorporated into the contract between San Francisco and the Compliance Auditor, and the Wholesale Customers shall be deemed to be third-party beneficiaries of said contract.

7.04. Conduct of Compliance Audit

A. **Standards.** The Compliance Auditor shall perform the Compliance Audit in accordance with Generally Accepted Auditing Standards. In particular, its review shall be governed by the standards contained in Section AU 623 (Reports on Specified Elements, Accounts or Items of a Financial Statement) of the AICPA, Professional Standards, as amended from time to time.

B. **Preliminary Meeting; Periodic Status Reports; Access to Data.** Prior to commencing the audit, the Compliance Auditor shall meet with San Francisco and BAWSCA to discuss the audit plan, the procedures to be employed and the schedule to be followed. During the course of the audit, the Compliance Auditor shall keep San Francisco and BAWSCA informed of any unforeseen problems or circumstances which could cause a delay in the audit or any material expansion of the audit's scope. The Compliance Auditor shall be given full access to all records of the SFPUC and the Water and Hetch Hetchy Enterprises that the Auditor deems necessary for the audit.

C. **Audit Procedures.** The Compliance Auditor shall review San Francisco's calculation of the Wholesale Revenue Requirement and the underlying data in order to carry out the purpose of the audit described in Section 7.03.A and to issue the report described in Section 7.05. At a minimum, the Compliance Auditor shall address the following:

1. **Water Enterprise Operating and Maintenance Expenses.** The Compliance Auditor shall review Water Enterprise cost ledgers to determine whether the

recorded operating and maintenance expenses fairly reflect the costs incurred, were recorded on a basis consistent with applicable Generally Accepted Accounting Principles, and were allocated to the Wholesale Customers as provided in this Agreement.

2. Water Enterprise Administrative and General Expenses. The Compliance Auditor shall review Water Enterprise cost ledgers and other appropriate financial records, including those of the SFPUC, to determine whether the recorded administrative and general expenses fairly reflect the costs incurred by or allocated to the Water Enterprise, whether they were recorded on a basis consistent with applicable Generally Accepted Accounting Principles, whether SFPUC charges were allocated to the Water Enterprise in accordance with this Agreement, and whether the amount of administrative and general expenses allocated to the Wholesale Customers was determined as provided by this Agreement.

3. Property Taxes. The Compliance Auditor shall review Water Enterprise cost ledgers to determine whether the amount of property taxes shown on the report fairly reflects the property tax expense incurred by San Francisco for Water Enterprise property outside of San Francisco and whether there has been deducted from the amount to be allocated (1) all taxes actually reimbursed to San Francisco by tenants of Water Enterprise property under leases that require such reimbursement and (2) any refunds received from the taxing authority. The Compliance Auditor also shall determine whether the amount of property taxes allocated to the Wholesale Customers was determined as provided in this Agreement.

4. Debt Service. The Compliance Auditor shall review SFPUC records to determine whether debt service, and associated coverage requirements, were allocated to the Wholesale Customers as provided in this Agreement.

5. Amortization of Existing Assets in Service as of June 30, 2009. The Compliance Auditor shall review both Water and Hetch Hetchy Enterprise records to determine whether the payoff amount for Existing Assets allocated to the Wholesale Customers as shown on Attachment K-1 through K-4 was calculated as provided in Section 5.03 of this Agreement.

6. Revenue-Funded Capital Appropriations/Expenditures. The Compliance Auditor shall review San Francisco's calculation of actual expenditures on the wholesale share of revenue-funded New Regional Assets and remaining unexpended and unencumbered project balances in the "Wholesale Capital Fund" described in Section 6.08, to determine whether the procedures contained in that section were followed.

7. Hetch Hetchy Expenses. The Compliance Auditor shall determine whether Hetch Hetchy Enterprise expenses were allocated to the Wholesale Customers as provided in this Agreement.

D. Use of and Reliance on Audited Financial Statements and Water Use Data

1. In performing the audit, the Compliance Auditor shall incorporate any adjustments to the cost ledgers recommended by the independent certified public accountant, referred to in Section 7.01.I, which audited the financial statements of the Water and Hetch Hetchy Enterprises. The Compliance Auditor may rely upon the work performed by that independent certified public accountant if the Compliance Auditor reviews the work and is willing to take responsibility for it as part of the compliance audit.

2. In performing the Compliance Audit and issuing its report, the Compliance Auditor may rely on water use data furnished by the Water Enterprise, regardless of whether the Wholesale Customers contest the accuracy of such data. The Compliance Auditor shall have no obligation to independently verify the accuracy of the water use data provided by San Francisco; however, the Compliance Auditor shall disclose in its report any information which came to its attention suggesting that the water use data provided by San Francisco are inaccurate in any significant respect.

E. Exit Conference. Upon completion of the audit, the Compliance Auditor shall meet with San Francisco and BAWSCA to discuss audit findings, including (1) any material weakness in internal controls and (2) adjustments proposed by the Compliance Auditor and San Francisco's response (i.e., booked or waived).

7.05. Issuance of Compliance Auditor's Report

A. San Francisco will require the Compliance Auditor to issue its report no later than nine months after the fiscal year under audit (i.e., March 31 of the following calendar year). The Compliance Auditor's report shall be addressed and delivered to San Francisco and BAWSCA. The report shall contain:

1. A statement that the Auditor has audited the report on the calculation of the Wholesale Revenue Requirement and changes in the balancing account, and supporting documents, prepared by San Francisco as required by Section 7.02.

2. A statement that the audit was conducted in accordance with auditing standards generally accepted in the United States of America, and that the audit provides a reasonable basis for its opinion.

3. A statement that in the Compliance Auditor's opinion the Wholesale Revenue Requirement was calculated by San Francisco in accordance with this Agreement and that the change in the balancing account shown in San Francisco's report was calculated as required by this Agreement and presents fairly, in all material respects, changes in and the balance due to (or from) the Wholesale Customers as of the end of the fiscal year under audit.

7.06. Wholesale Customer Review

A. One or more Wholesale Customers, or BAWSCA, may engage an independent certified public accountant (CPA) to conduct a review (at its or their expense) of San Francisco's calculation of the annual Wholesale Revenue Requirement and a review of changes in the balancing account.

B. If a Wholesale Customer or BAWSCA wishes such a review to be conducted it will provide written notice to SFPUC within 30 days of the date the Compliance Auditor's report is issued. The notice will identify the CPA or accounting/auditing firm that will conduct the review and the specific aspects of the Compliance Auditor's report that are the subject of the review. If more than one notice of review is received by the SFPUC, the requesting Wholesale Customers shall combine and coordinate their reviews and select a lead auditor to act on their behalf for the purposes of requesting documents and conducting on-site investigations.

C. San Francisco will cooperate with the CPA appointed by a Wholesale Customer or BAWSCA. This cooperation includes making requested records promptly available, making knowledgeable SFPUC personnel available to timely and truthfully answer the CPA's questions and directing the Compliance Auditor to cooperate with the CPA.

D. The Wholesale Customer's review shall be completed within 60 days after the date the Compliance Auditor's report is issued. At the conclusion of the review, representatives of San Francisco and BAWSCA shall meet to discuss any differences between them concerning San Francisco's compliance with Articles 5 or 6 of this Agreement during the preceding fiscal year or San Francisco's calculation of the Wholesale Revenue Requirement for the preceding fiscal year. If such differences cannot be resolved, the dispute shall be submitted to arbitration in accordance with Section 8.01.

Article 8. Other Agreements of the Parties

8.01. Arbitration and Judicial Review

A. **General Principles re Scope of Arbitration.** All questions or disputes arising under the following subject areas shall be subject to mandatory, binding arbitration and shall not be subject to judicial determination:

1. the determination of the Wholesale Revenue Requirement, which shall include both the calculations used in the determination and the variables used in those calculations;

2. the SFPUC's adherence to accounting practices and conduct of the Compliance Audit; and

3. the SFPUC's classification of new or omitted assets for purposes of determining the Wholesale Revenue Requirement.

All other questions or disputes arising under this Agreement shall be subject to judicial determination. Disputes about the scope of arbitrability shall be resolved by the courts.

B. **Demand for Arbitration.** If any arbitrable question or dispute should arise, any Wholesale Customer or the SFPUC may commence arbitration proceedings hereunder by service of a written Demand for Arbitration. Demands for arbitration shall set forth all of the issues to be arbitrated, the general contentions relating to those issues, and the relief sought by the party serving the Demand. Within 45 days after service of a Demand upon it, any Wholesale Customer or the SFPUC may serve a Notice of Election to become a party to the arbitration and a Response to the issues set forth in the Demand. The Response shall include the party's general contentions and defenses with respect to the claims made in the Demand, and may include any otherwise arbitrable claims, contentions and demands that concern the fiscal year covered by the Demand. If a timely Notice of Election and Response is not filed by any such entity, it shall not be a party to the arbitration but shall nonetheless be bound by the award of the arbitrator. If no party to this Agreement serves a timely Notice of Election and Response, the party seeking arbitration shall be entitled to the relief sought in its Demand for Arbitration without the necessity of further proceedings. Any claims not made in a Demand or Response shall be deemed waived.

If a Demand or Notice of Election is made by the SFPUC, it shall be served by personal delivery or certified mail to each Wholesale Customer at the address of such customer as set forth in the billing records of the SFPUC. If a Demand or Notice of Election is made by a Wholesale Customer, service shall be by certified mail or personal delivery to the General Manager, SFPUC, 525 Golden Gate Avenue, 13th Floor, San Francisco, California 94102, and to each of the other Wholesale Customers. If arbitration is commenced, the Wholesale Customers shall use their best efforts to formulate a single, joint position with respect thereto. In any event, with respect to the appointment of arbitrators, as hereinafter provided, all Wholesale Customers that take the same position as to the issues to be arbitrated shall jointly and collectively be deemed to be a single party.

C. **Limitations Period.** All Demands For Arbitration shall be served within twelve months of receipt by BAWSCA of the Wholesale Revenue Requirement Compliance Auditor's Report for that year. If a party fails to file a Demand within the time period specified in this subsection, that party waives all present and future claims with respect to the fiscal year in question. If no such Demand is served within the twelve month period specified above, the SFPUC's determination of the Wholesale Revenue Requirement for that year shall be final and conclusive. Whether any particular claim is barred by the twelve month limitations period provided for herein shall be for the arbitrator to determine. Prior to the expiration of the twelve month limitations period, the parties to the dispute may agree by written stipulation to extend the period by up to six additional months.

The Arbitrator may order the alteration or recalculation of underlying Water Enterprise and/or Hetch Hetchy Enterprise accounts or asset classifications. Such changes shall be used to calculate the Wholesale Revenue Requirement for the fiscal year in dispute and shall also be used to determine future Wholesale Revenue Requirements, if otherwise applicable, even though the existing entries in such accounts or the asset classifications, in whole or in part, predate the twelve month period described above, so long as a timely arbitration Demand has been filed in accordance with this subsection.

D. **Number and Appointment of Arbitrators.** All arbitration proceedings under this section shall be conducted by a single arbitrator, selected by the SFPUC and a designated representative of the Wholesale Customers or each group of Wholesale Customers that take the same position with respect to the arbitration, within 75 days after service of the Demand. If the parties to the arbitration cannot agree on an arbitrator within 75 days, any party may petition

the Marin County Superior Court for the appointment of an arbitrator pursuant to Code of Civil Procedure Section 1281.6 (or any successor provision).

E. **Guidelines for Qualifications of Arbitrators.** The Wholesale Customers and the SFPUC acknowledge that the qualifications of the arbitrator will vary with the nature of the matter arbitrated, but, in general, agree that such qualifications may include service as a judge or expertise in one or more of the following fields: public utility law, water utility rate setting, water system and hydraulic engineering, utility accounting methods and practices, and water system operation and management. The parties to the arbitration shall use their best efforts to agree in advance upon the qualifications of any arbitrator to be appointed by the Superior Court.

F. **Powers of Arbitrator; Conduct of Proceedings**

1. Except as provided in this section, arbitrations under this section shall be conducted under and be governed by the provisions of California Code of Civil Procedure Sections 1282.2 through 1284.2 (hereinafter, collectively, “Code sections”), and arbitrators appointed hereunder shall have the powers and duties specified by the Code sections.

2. Within the meaning of the Code sections, the term “neutral arbitrator” shall mean the single arbitrator selected by the parties to the arbitration.

3. Unless waived in writing by the parties to the arbitration, the notice of hearing served by the arbitrator shall not be less than 90 days.

4. The lists of witnesses (including expert witnesses), and the lists of documents (including the reports of expert witnesses) referred to in Code of Civil Procedure Section 1282.2 shall be mutually exchanged, without necessity of demand therefore, no later than 60 days prior to the date of the hearing, unless otherwise agreed in writing by the parties to the arbitration. Upon application of any party, or on his or her own motion, the arbitrator may schedule one or more prehearing conferences for the purposes of narrowing and/or expediting resolution of the issues in dispute. Strict conformity to the rules of evidence is not required, except that the arbitrator shall apply applicable law relating to privileges and work product. The arbitrator shall consider evidence that he or she finds relevant and material to the dispute, giving the evidence such weight as is appropriate. The arbitrator may limit testimony to exclude evidence that would be immaterial or unduly repetitive, provided that all parties are afforded the opportunity to present material and relevant evidence.

5. Within thirty days after the close of the arbitration hearing, or such other time as the arbitrator shall determine, the parties will submit proposed findings and a proposed remedy to the arbitrator. The parties may file objections to their adversary's proposed findings and remedy within a time limit to be specified by the arbitrator. The arbitrator shall not base his or her award on information not obtained at the hearing.

6. The arbitrator shall render a written award no later than twelve months after the arbitrator is appointed, either by the parties or by the court, provided that such time may be waived or extended as provided in Code of Civil Procedure Section 1283.8.

7. The provisions for discovery set forth in Code of Civil Procedure Section 1283.05 are incorporated into and made part of this Agreement, except that: (a) leave of the arbitrator need not be obtained for the taking of depositions, including the depositions of expert witnesses; (b) the provisions of Code of Civil Procedure Section 2034.010 et seq., relating to discovery of expert witnesses, shall automatically be applicable to arbitration proceedings arising under this Agreement without the necessity for a formal demand pursuant to Section 2034.210 and the date for the exchange of expert discovery provided by Sections 2034.260 and 2034.270 shall be not later than 60 days prior to the date for the hearing; and (c) all reports, documents, and other materials prepared or reviewed by any expert designated to testify at the arbitration shall be discoverable. In appropriate circumstances, the arbitrator may order any party to this Agreement that is not a party to the arbitration to comply with any discovery request.

8. For the purposes of allocation of expenses and fees, as provided in Code of Civil Procedure Section 1284.2, if any two or more Wholesale Customers join together in a single, joint position in the arbitration, those Wholesale Customers shall be deemed to be a single party. If any Wholesale Customer or customers join together with the SFPUC in a single joint position in the arbitration, those Wholesale Customers and the SFPUC together shall be deemed to be a single party.

9. Subject to any other limitations imposed by the Agreement, the arbitrator shall have power to issue orders mandating compliance with the terms of the Agreement or enjoining violations of the Agreement. With respect to any arbitration brought to redress a claimed wholesale overpayment to the SFPUC, the arbitrator's power to award monetary relief shall be limited to entering an order requiring that an adjustment be made in the amount posted to the balancing account for the fiscal year covered by the Demand.

10. All awards of the arbitrator shall be binding on the SFPUC and the Wholesale Customers regardless of the participation or lack thereof by any Wholesale Customer or the SFPUC as a party to the arbitration proceeding. The parties to an arbitration shall have the power to modify or amend any arbitration award by mutual consent. The arbitrator shall apply California law.

8.02. Attorneys' Fees

A. **Arbitration or Litigation Between San Francisco and Wholesale Customers Arising under the Agreement or Individual Water Sales Contracts.** Each party will bear its own costs, including attorneys' fees, incurred in any arbitration or litigation arising under this Agreement or the Individual Water Sales Contracts between San Francisco and the Wholesale Customers. Notwithstanding the foregoing, and subject to the limitations contained herein, the SFPUC may allocate to the Wholesale Customers as an allowable expense, utilizing the composite rate used for allocating other Water Enterprise administrative and general expenses, any attorneys' fees and costs incurred by the SFPUC in connection with arbitration and/or litigation arising under this Agreement and/or the Individual Water Sales Contracts. Attorneys' fees incurred by the SFPUC for attorneys employed in the San Francisco City Attorney's office shall be billed at the hourly rates charged for the attorneys in question by the San Francisco City Attorney's Office to the SFPUC. Attorneys' fees incurred by the SFPUC for attorneys other than those employed in the San Francisco City Attorney's Office shall be limited to the hourly rates charged to the SFPUC for attorneys and paralegals with comparable experience employed in the San Francisco City Attorney's office and in no event shall exceed the highest hourly rate charged by any attorney or paralegal employed in the City Attorney's Office to the SFPUC.

B. **Arbitration or Litigation Outside of Agreement Concerning the SFPUC Water System or Reserved Issues**

1. The attorneys' fees and costs incurred by the SFPUC in litigation between San Francisco and one or more of the Wholesale Customers arising from matters outside of the Agreement, including, without limitation, litigation and/or arbitration concerning the issues specifically reserved in the Agreement, shall be allocated between the Retail Customers and the Wholesale Customers utilizing the composite rate used for allocating other Water Enterprise administrative and general expenses.

2. If, in any litigation described in subsection B.1 above, attorneys' fees and costs are awarded to one or more of the Wholesale Customers as prevailing parties, the

SFPUC's payment of the Wholesale Customers' attorneys' fees and costs shall not be an allowable expense pursuant to subsection A.

3. If, in any litigation described in subsection B.1, the SFPUC obtains an award of attorneys' fees and costs as a prevailing party against one or more of the Wholesale Customers, any such award shall be reduced to offset the amount of the SFPUC's fees and costs, if any, that have already been paid by the Wholesale Customers in the current or any prior fiscal years pursuant to subsection B.1 and the provisions of Articles 5 and 6 of the Agreement.

4. Nothing contained in this Agreement, including this subsection, shall authorize a court to award attorneys' fees and costs to a prevailing party as a matter of contract and/or the provisions of Civil Code Section 1717, in litigation between San Francisco and one or more of the Wholesale Customers arising from matters outside of the Agreement, including, without limitation, litigation and/or arbitration concerning the issues specifically reserved in the Agreement.

C. **Attorneys Fees and Costs Incurred by the SFPUC in Connection with the Operation and Maintenance of the SFPUC Water Supply System.** All attorneys' fees and costs incurred by the SFPUC in connection with the operation and maintenance of the SFPUC's water supply system shall be allocated between Retail Customers and the Wholesale Customers utilizing the composite rate used for allocating other Water Enterprise administrative and general expenses.

8.03. Annual Meeting and Report

A. The parties wish to ensure that the Wholesale Customers may, in an orderly way, be informed of matters affecting the Regional Water System, including matters affecting the continuity and adequacy of their water supply from San Francisco.

For this purpose, the General Manager of the SFPUC shall meet annually with the Wholesale Customers and BAWSCA during the month of February, commencing February 2010. At these annual meetings, the SFPUC shall provide the Wholesale Customers a report on the following topics:

1. Capital additions under construction or being planned for the Regional Water System, including the status of planning studies, financing plans, environmental reviews, permit applications, etc.;

2. Water use trends and projections for Retail Customers and Wholesale Customers;
3. Water supply conditions and projections;
4. The status of any administrative proceedings or litigation affecting San Francisco's water rights or the SFPUC's ability to deliver water from the watersheds which currently supply the Regional Water System;
5. Existing or anticipated problems with the maintenance and repair of the Regional Water System or with water quality;
6. Projections of Wholesale Revenue Requirements for the next five years;
7. Any other topic which the SFPUC General Manager places on the agenda for the meeting;
8. Any topic which the Wholesale Customers, through BAWSCA, request be placed on the agenda, provided that the SFPUC is notified of the request at least 10 days before the meeting.

B. The General Manager of the SFPUC, the Assistant General Manager of the Water Enterprise, and the Assistant General Manager of Business Services-CFO will use their best efforts to attend the annual meetings. If one or more of these officers are unable to attend, they will designate an appropriately informed assistant to attend in their place.

8.04. Administrative Matters Delegated to BAWSCA

A. The Wholesale Customers hereby delegate the authority and responsibility for performing the following administrative functions contemplated in this Agreement to BAWSCA:

1. Approval of calculations of Proportional Annual Water Use required by Section 3.14 and Attachment J, "Water Use Measurement and Tabulation";
2. Approval of amendments to Attachments J and K-3 and K-4, "25-Year Payoff Schedules for Existing Rate Base";
3. Agreement that the Water Meter and Calibration Procedures Manual to be prepared by the SFPUC may supersede some or all of the requirements in Attachment J, as described in Section 3.14;

4. Conduct of Wholesale Customer review of SFPUC's calculation of annual Wholesale Revenue Requirement/Change in Balancing Account described in Section 7.06;

5. Approval of an adjustment to Wholesale Revenue Coverage as described in Section 6.06.

B. A majority of the Wholesale Customers may, without amending this Agreement, delegate additional administrative functions to BAWSCA. To be effective, such expanded delegation must be evidenced by resolutions adopted by the governing bodies of a majority of the Wholesale Customers. In 2014, all twenty-six Wholesale Customers adopted resolutions delegating authority to BAWSCA to initiate, defend and settle arbitration for the matters that, pursuant to Section 8.01 of this Agreement, are subject to mandatory, binding arbitration.

C. Unless otherwise explicitly stated, the administrative authority delegated to BAWSCA may be exercised by the General Manager/CEO of BAWSCA, rather than requiring action by the BAWSCA Board of Directors. In addition, the Wholesale Customers may, with the consent of BAWSCA, delegate to BAWSCA the initiation, defense, and settlement of arbitration proceedings provided for in Section 8.01.

8.05. Preservation of Water Rights; Notice of Water Rights Proceedings

A. It is the intention of San Francisco to preserve all of its water rights, irrespective of whether the water held under such water rights is allocated under this Agreement. Nothing in this Agreement shall be construed as an abandonment, or evidence of an intent to abandon, any of the water rights that San Francisco presently possesses.

B. San Francisco shall use its best efforts to give prompt notice to BAWSCA of any litigation or administrative proceedings to which San Francisco is a party involving water rights to the Regional Water System. The failure of San Francisco to provide notice as required by this section, for whatever reason, shall not give rise to any monetary liability.

8.06. SFPUC Rules and Regulations

The sale and delivery of all water under this Agreement shall be subject to such of the "Rules and Regulations Governing Water Service to Customers" of the Water Enterprise adopted by the Commission, as those rules and regulations may be amended from time to time, as are (1) applicable to the sale and delivery of water to the Wholesale Customers, (2) reasonable, and (3) not inconsistent with either this Agreement or with an Individual Water

Sales Contract. The SFPUC will give the Wholesale Customers notice of any proposal to amend the Rules and Regulations in a manner that would affect the Wholesale Customers. The notice will be delivered at least thirty days in advance of the date on which the proposal is to be considered by the Commission and will be accompanied by the text of the proposed amendment.

8.07. Reservations of, and Limitations on, Claims

A. **General Reservation of Raker Act Contentions.** The 1984 Agreement resolved a civil action brought against San Francisco by certain of the Wholesale Customers. Plaintiffs in that action contended that they, and other Wholesale Customers that are municipalities or special districts, were “co-grantees” within the meaning of Section 8 of the Act and were entitled to certain rights, benefits and privileges by virtue of that status. San Francisco disputed those claims.

Nothing in this Agreement, or in the Individual Water Sales Contracts, shall be construed or interpreted in any way to affect the ultimate resolution of the controversy between the parties concerning whether any of the Wholesale Customers are “co-grantees” under the Act and, if so, what rights, benefits and privileges accrue to them by reason of that claimed status.

B. **Claims Reserved but not Assertable During Term or Portions Thereof.** The following claims, which San Francisco disputes, are reserved but may not be asserted during the Term (or portions thereof, as indicated):

1. The Wholesale Customers’ claim that the Act entitles them to water at cost.
2. The Wholesale Customers’ claim that San Francisco is obligated under the Act or state law to supply them with additional water in excess of the Supply Assurance. This claim may not be asserted unless and until San Francisco decides not to meet projected water demands of Wholesale Customers in excess of the Supply Assurance pursuant to Section 4.06.
3. The claim by San Jose and Santa Clara that they are entitled under the Act, or any other federal or state law, to permanent, non-interruptible status and to be charged rates identical to those charged other Wholesale Customers. This claim may not be asserted unless and until San Francisco notifies San Jose or Santa Clara that it intends to interrupt or terminate water deliveries pursuant to Section 4.05.

4. The Wholesale Customers' claim that the SFPUC is not entitled to impose a surcharge for lost power generation revenues attributable to furnishing water in excess of the Supply Assurance. This claim may not be asserted unless and until SFPUC furnishes water in excess of the Supply Assurance during the Term and also includes such a surcharge in the price of such water.

5. Claims by Wholesale Customers (other than San Jose and Santa Clara, whose service areas are fixed) that SFPUC is obligated under the Act or state law to furnish water, within their Individual Supply Guarantee, for delivery to customers outside their existing service area and that Wholesale Customers are entitled to enlarge their service areas to supply those customers. Such claims may be asserted only after compliance with the procedure set forth in Section 3.03, followed by SFPUC's denial of, or failure for six months to act on, a written request by a Wholesale Customer to expand its service area.

C. **Waived Activities.** The Wholesale Customers (and the SFPUC, where specified) will refrain from the following activities during the Term (or portions thereof, as specified):

1. The Wholesale Customers and the SFPUC will not contend before any court, administrative agency or legislative body or committee that the methodology for determining the Wholesale Revenue Requirement (or the requirements for (a) amortization of the ending balance under the 1984 Agreement, or (b) contribution to the Wholesale Revenue Coverage) determined in accordance with this Agreement violates the Act or any other provision of federal law, state law, or San Francisco's City Charter, or is unfair, unreasonable or unlawful.

2. The Wholesale Customers will not challenge the transfer of funds by the SFPUC to any other San Francisco City department or fund, provided such transfer complies with the San Francisco City Charter. The transfer of its funds, whether or not permitted by the City Charter, will not excuse the SFPUC from its failure to perform any obligation imposed by this Agreement.

3. The Wholesale Customers and the SFPUC will not assert monetary claims against one another based on the 1984 Agreement other than otherwise arbitrable claims arising from the three fiscal years immediately preceding the start of the Term (i.e., FYs 2006-07, 2007-08 and 2008-09). Such claims, if any, shall be governed by the dispute resolution provisions of this Agreement, except that the time within which arbitration must be commenced shall be 18 months from delivery of the Compliance Auditor's report.

D. **Other**

1. This Agreement shall determine the respective monetary rights and obligations of the parties with respect to water sold by the SFPUC to the Wholesale Customers during the Term. Such rights and obligations shall not be affected by any judgments or orders issued by any court in litigation, whether or not between parties hereto, and whether or not related to the controversy over co-grantee status, except for arbitration and/or litigation expressly permitted in this Agreement. No judicial or other resolution of issues reserved by this section will affect the Wholesale Revenue Requirement which, during the Term, will be determined exclusively as provided in Articles 5, 6 and 7 of this Agreement.

2. Because delays in the budget process or other events may cause the SFPUC to defer the effective date of changes in wholesale rates until after the beginning of the fiscal year, this Agreement does not require the SFPUC to make changes in wholesale rates effective at the start of the fiscal year or at any other specific date.

3. The Wholesale Customers do not, by executing this Agreement, concede the legality of the SFPUC's establishing Interim Supply Allocations, as provided in Article 4 or imposing Environmental Enhancement Surcharges on water use in excess of such allocations. Any Wholesale Customer may challenge such allocation when imposed and/or such surcharges if and when levied, in any court of competent jurisdiction.

4. The furnishing of water in excess of the Supply Assurance by San Francisco to the Wholesale Customers shall not be deemed or construed to be a waiver by San Francisco of its claim that it has no obligation under any provision of law to supply such water to the Wholesale Customers, nor shall it constitute a dedication by San Francisco to the Wholesale Customers of such water.

8.08. Prohibition of Assignment

A. This Agreement shall be binding on, and shall inure to the benefit of, the parties and their respective successors and permitted assigns. Each Wholesale Customer agrees that it will not transfer or assign any rights or privileges under this Agreement, either in whole or in part, or make any transfer of all or any part of its water system or allow the use thereof in any manner whereby any provision of this Agreement will not continue to be binding on it, its assignee or transferee, or such user of the system. Any assignment or transfer in violation of this covenant, and any assignment or transfer that would result in the supply of water in violation of the Act, shall be void.

B. Nothing in this section shall prevent any Wholesale Customer (except the California Water Service Company and Stanford) from entering into a joint powers agreement or a municipal or multi-party water district with any other Wholesale Customer (except the two listed above) to exercise the rights and obligations granted to and imposed upon the Wholesale Customers hereunder, nor shall this section prevent any Wholesale Customer (except the two listed above) from succeeding to the rights and obligations of another Wholesale Customer hereunder as long as the Wholesale Service Area served by the Wholesale Customers involved in the succession is not thereby enlarged.

8.09. Notices

A. All notices and other documents that San Francisco is required or permitted to send to the Wholesale Customers under this Agreement shall be sent to each and all of the Wholesale Customers by United States mail, first class postage prepaid, addressed to each Wholesale Customer at the address to which monthly water bills are mailed by the Water Enterprise.

B. All notices or other documents which the Wholesale Customers are required or permitted to send to San Francisco under this Agreement shall be sent by United States mail, first class postage prepaid, addressed as follows:

General Manager
San Francisco Public Utilities Commission
525 Golden Gate Avenue, 13th Floor
San Francisco, CA 94102

C. Each Wholesale Customer is a member of BAWSCA. San Francisco shall send a copy of each notice or other document which it is required to send to all Wholesale Customers to BAWSCA addressed as follows:

General Manager/CEO
Bay Area Water Supply and Conservation Agency
155 Bovet Road, Suite 650
San Mateo, CA 94402

The failure of San Francisco to send a copy of such notices or documents to BAWSCA shall not invalidate any rate set or other action taken by San Francisco.

D. Any party (or BAWSCA) may change the address to which notice is to be sent to it under this Agreement by notice to San Francisco (in the case of a change desired by a Wholesale Customer or BAWSCA) and to the Wholesale Customer and BAWSCA (in the case of a change desired by San Francisco).

The requirements for notice set forth in Section 8.01 concerning arbitration shall prevail over this section, when they are applicable.

8.10. Incorporation of Attachments

Attachments A through R, referred to herein, are incorporated in and made a part of this Agreement.

8.11. Interpretation

In interpreting this Agreement, or any provision thereof, it shall be deemed to have been drafted by all signatories, and no presumption pursuant to Civil Code Section 1654 may be invoked to determine the Agreement's meaning. The marginal headings and titles to the sections and paragraphs of this Agreement are not a part of this Agreement and shall have no effect upon the construction or interpretation of any part hereof.

8.12. Actions and Approvals by San Francisco

Whenever action or approval by San Francisco is required or contemplated by this Agreement, authority to act or approve shall be exercised by the Commission, except if such action is required by law to be taken, or approval required to be given, by the San Francisco Board of Supervisors. The Commission may delegate authority to the General Manager in accordance with the San Francisco City Charter and Administrative Code, except for actions that this Agreement requires to be taken by the Commission.

8.13. Counterparts

Execution of this Agreement may be accomplished by execution of separate counterparts by each signatory. San Francisco shall deliver its executed counterpart to BAWSCA and the counterpart which each Wholesale Customer executes shall be delivered to San Francisco. The separate executed counterparts, taken together, shall constitute a single agreement.

8.14. Limitations on Damages

A. Unless otherwise prohibited by this Agreement, general or direct damages may be recovered for a breach of a party's obligations under this Agreement. No party is liable for, or may recover from any other party, special, indirect or consequential damages or incidental damages, including, but not limited to, lost profits or revenue. No damages may be awarded for a breach of Section 8.17.

B. The limitations in subsection A apply only to claims for damages for an alleged breach of this Agreement. These limitations do not apply to claims for damages for an alleged breach of a legal duty that arises independently of this Agreement, established by constitution or statute.

C. If damages would be an inadequate remedy for a breach of this Agreement, equitable relief may be awarded by a court in a case in which it is otherwise proper.

D. This section does not apply to any claim of breach for which arbitration is the exclusive remedy pursuant to Section 8.01.A.

8.15. Force Majeure

A. **Excuse from Performance.** No party shall be liable in damages to any other party for delay in performance of, or failure to perform, its obligations under this Agreement, including the obligations set forth in Sections 3.09 and 4.06, if such delay or failure is caused by a "Force Majeure Event."

B. **Notice.** The party claiming excuse shall deliver to the other parties a written notice of intent to claim excuse from performance under this Agreement by reason of a Force Majeure Event. Notice required by this section shall be given promptly in light of the circumstances, and, in the case of events described in (c), (d) or (e) of the definition of Force Majeure Event only, not later than ten (10) days after the occurrence of the Force Majeure Event. Such notice shall describe the Force Majeure Event, the services impacted by the claimed event, the length of time that the party expects to be prevented from performing, and the steps which the party intends to take to restore its ability to perform.

C. **Obligation to Restore Ability to Perform.** Any suspension of performance by a party pursuant to this section shall be only to the extent, and for a period of no longer duration

than, required by the nature of the Force Majeure Event, and the party claiming excuse shall use its best efforts to remedy its inability to perform as quickly as possible.

8.16. No Third-Party Beneficiaries

This Agreement is exclusively for the benefit of the parties and not for the benefit of any other Person. There are no third-party beneficiaries of this Agreement and no person not a party shall have any rights under or interests in this Agreement.

No party may assert a claim for damages on behalf of a person other than itself, including a person that is not a party.

8.17. Good Faith and Fair Dealing

San Francisco and the Wholesale Customers each acknowledge their obligation under California law to act in good faith toward, and deal fairly with, each other with respect to this Agreement.

Article 9. Implementation and Special Provisions Affecting Certain Wholesale Customers

9.01. General; Individual Water Sales Contracts

A. As described in Section 1.03, San Francisco previously entered into Individual Water Sales Contracts with each of the Wholesale Customers. The term of the majority of Individual Water Sales Contracts will expire on June 30, 2009, concurrently with the expiration of the 1984 Agreement. Except as provided below in this Article, each of the Wholesale Customers will execute a new Individual Water Sales Contract with San Francisco concurrently with its approval of the Agreement.

B. The Individual Water Sales Contracts will describe the service area of each Wholesale Customer, identify the location and size of connections between the Regional Water System and the Wholesale Customer's distribution system, provide for periodic rendering and payment of bills for water usage, and in some instances contain additional specialized provisions unique to the particular Wholesale Customer and not of general concern or applicability. A sample Individual Water Sales Contract is provided at Attachment F. The Individual Water Sales Contracts between San Francisco and the Wholesale Customers will not contain any provision inconsistent with Articles 1 through 8 of this Agreement except (1) as provided below in this Article or (2) to the extent that such provisions are not in derogation of the Fundamental Rights of other Wholesale Customers under this Agreement. Any provisions in an Individual Water Sales Contract which are in violation of this section shall be void.

9.02. California Water Service Company

A. The parties recognize that the California Water Service Company is an investor-owned utility company and, as such, has no claim to co-grantee status under the Act, which specifically bars private parties from receiving for resale any water produced by the Hetch Hetchy portion of the Regional Water System. Accordingly, the following provisions shall apply to the California Water Service Company, notwithstanding anything to the contrary elsewhere in this Agreement.

B. The total quantity of water delivered by San Francisco to the California Water Service Company shall not in any calendar year exceed 47,400 acre feet, which is the estimated average annual production of Local System Water. If San Francisco develops additional Local System Water after the Effective Date, it may (1) increase the maximum

delivery amount stated herein; and (2) increase the Supply Assurance, but not necessarily both. San Francisco has no obligation to deliver water to California Water Service Company in excess of the maximum stated herein, except as such maximum may be increased by San Francisco pursuant to this subsection. The maximum annual quantity of Local System Water set forth in this subsection is intended to be a limitation on the total quantity of water that may be allocated to California Water Service Company, and is not an Individual Supply Guarantee for purposes of Section 3.02. The maximum quantity of Local System Water set forth in this subsection is subject to reduction in response to (1) changes in long-term hydrology or (2) environmental water requirements that may be imposed by or negotiated with state and federal resource agencies in order to comply with state or federal law or to secure applicable permits for construction of Regional Water System facilities. San Francisco shall notify California Water Service Company of any anticipated reduction of the quantity of Local System Water set forth in this subsection, along with an explanation of the basis for the reduction.

C. Notwithstanding anything in Section 8.08 to the contrary, California Water Service Company shall have the right to assign to a public agency having the power of eminent domain all or a portion of the rights of California Water Service Company under any contract between it and San Francisco applicable to any individual district of California Water Service Company in connection with the acquisition by such public agency of all or a portion of the water system of California Water Service Company in such district. In the event of any such assignment of all the rights, privileges and obligations of California Water Service Company under such contract, California Water Service Company shall be relieved of all further obligations under such contract provided that the assignee public agency expressly assumes the obligations of California Water Service Company thereunder. In the event of such an assignment of a portion of the rights, privileges and obligations of California Water Service Company under such contract, California Water Service Company shall be relieved of such portion of such obligations so assigned thereunder provided that the assignee public agency shall expressly assume such obligations so assigned to it.

D. Should California Water Service Company seek to take over or otherwise acquire, in whole or in part, the service obligations of another Wholesale Customer under Section 3.03.E, it will so inform San Francisco at least six months prior to the effective date of the sale and provide information concerning the total additional demand proposed to be served, in order that San Francisco may compare the proposed additional demand to the then-current estimate of Local System Water. In this regard, California Water Service Company has notified

the SFPUC that it has reached an agreement to acquire the assets of Skyline County Water District ("Skyline") and assume the responsibility for providing water service to customers in the Skyline service area. California Water Service Company has advised the SFPUC that, on September 18, 2008, the California Public Utilities Commission approved California Water Service Company's acquisition of Skyline. The SFPUC anticipates approving the transfer of Skyline's Supply Guarantee as shown on Attachment C to California Water Service Company and the expansion of California Water Service Company's service area to include the current Skyline service area before the Effective Date of this Agreement. All parties to this Agreement authorize corresponding modifications of Attachment C, as well as any of the Agreement's other provisions, to reflect the foregoing transaction without the necessity of amending this Agreement.

E. Nothing in this Agreement shall preclude San Francisco from selling water to any county, city, town, district, political subdivision, or other public agency for resale to customers within the service area of the California Water Service Company. Nothing in this Agreement shall require or contemplate any delivery of water to California Water Service Company in violation of the Act.

F. Nothing in this Agreement shall alter, amend or modify the Findings of Fact and Conclusions of Law and the Judgment dated May 25, 1961, in that certain action entitled City and County of San Francisco v. California Water Service Company in the Superior Court of the State of California in and for the County of Marin, No. 23286, as modified by the Quitclaim Deed from California Water Service Company to San Francisco dated August 22, 1961. The rights and obligations of San Francisco and California Water Service Company under these documents shall continue as therein set forth.

9.03. City of Hayward

A. San Francisco and the City of Hayward ("Hayward") entered into a water supply contract on February 9, 1962 ("the 1962 contract") which provides, inter alia, that San Francisco will supply Hayward with all water supplemental to sources and supplies of water owned or controlled by Hayward as of that date, in sufficient quantity to supply the total water needs of the service area described on an exhibit to the 1962 contract "on a permanent basis." The service area map attached as Exhibit C to the 1962 contract was amended in 1974 to remove an area of land in the Hayward hills and in 2008 to make minor boundary adjustments identified in SFPUC Resolution No. 08-0035.

B. The intention of the parties is to continue the 1962 contract, as amended, in effect as the Individual Water Sales Contract between San Francisco and Hayward. Accordingly, it shall not be necessary for San Francisco and Hayward to enter into a new Individual Water Sales Contract pursuant to this Article and approval of this Agreement by Hayward shall constitute approval of both this Agreement and an Individual Water Sales Contract for purposes of Section 1.03. The 1962 contract, as amended, will continue to describe the service area of Hayward, while rates for water delivered to Hayward during the Term shall be governed by Article 5 hereof. The 1962 contract, as amended, will continue in force after the expiration of the Term.

9.04. Estero Municipal Improvement District

A. San Francisco and the Estero Municipal Improvement District ("Estero") entered into a water supply contract on August 24, 1961, the term of which continues until August 24, 2011 ("the 1961 Contract"). The 1961 Contract provides, inter alia, that San Francisco will supply Estero with all water supplemental to sources and supplies of water owned or controlled by Estero as of that date, in sufficient quantity to supply the total water needs of the service area described on an exhibit to the 1961 Contract.

B. The intention of the parties is to terminate the 1961 Contract and replace it with a new Individual Water Sales Contract which will become effective on July 1, 2009. The new Individual Water Sales Contract will describe the current service area of Estero. The Individual Supply Guarantee applicable to Estero shall be 5.9 MGD, rather than being determined as provided in the 1961 Contract.

9.05. Stanford University

A. The parties recognize that The Board of Trustees of The Leland Stanford Junior University ("Stanford") operates a non-profit university, and purchases water from San Francisco for redistribution to the academic and related facilities and activities of the university and to residents of Stanford, the majority of whom are either employed by or students of Stanford. Stanford agrees that all water furnished by San Francisco shall be used by Stanford only for domestic purposes and those directly connected with the academic and related facilities and activities of Stanford, and no water furnished by San Francisco shall be used in any area now or hereafter leased or otherwise used for industrial purposes or for commercial purposes

other than those campus support facilities that provide direct services to Stanford faculty, students or staff such as the U.S. Post Office, the bookstore and Student Union.

Nothing in this Agreement shall preclude San Francisco from selling water to any county, city, town, political subdivision or other public agency for resale to Stanford or to customers within the service area of Stanford.

B. Notwithstanding anything in Section 8.08 to the contrary, Stanford shall have the right to assign to a public agency having the power of eminent domain all or a portion of the rights of Stanford under this Agreement or the Individual Water Sales Contract between it and San Francisco in connection with the acquisition by such public agency of all or a portion of Stanford's water system. In the event of any such assignment of all the rights, privileges, and obligations of Stanford under such contract, Stanford shall be relieved of all further obligations under such contract, provided that the assignee public agency expressly assumes Stanford's obligations thereunder. In the event of such an assignment of a portion of the rights, privileges, and obligations of Stanford under such contract, Stanford shall be relieved of such obligations so assigned thereunder, provided that the assignee public agency shall expressly assume such obligations so assigned to it.

Nothing in this Agreement shall require or contemplate any delivery of water to Stanford in violation of the Act.

9.06. City of San Jose and City of Santa Clara

A. **Continued Supply on Temporary, Interruptible Basis.** During the term of the 1984 Agreement, San Francisco provided water to the City of San Jose ("San Jose") and the City of Santa Clara ("Santa Clara") on a temporary, interruptible basis pursuant to SFPUC Resolution No. 85-0256. Subject to termination or reduction of supply as provided in Section 4.05 of this Agreement, San Francisco will continue to supply water to San Jose and Santa Clara on a temporary, interruptible basis pending a decision by the Commission, pursuant to Section 4.05.H, as to whether to make San Jose and Santa Clara permanent customers of the Regional Water System. San Francisco will furnish water to San Jose and Santa Clara at the same rates as those applicable to other Wholesale Customers pursuant to this Agreement. Water delivered to San Jose and Santa Clara after July 1, 2009 may be limited by the SFPUC's ability to meet the full needs of all its other Retail and Wholesale Customers. The service areas of San Jose and Santa Clara set forth in their Individual Water Sales Contracts may not be

expanded using the procedure set forth in Section 3.03. The combined annual average water usage of San Jose and Santa Clara shall not exceed 9 MGD. The allocation of that total amount between San Jose and Santa Clara shall be as set forth in their Individual Water Sales Contracts.

B. **Reservation of Rights**. In signing this Agreement, neither San Jose nor Santa Clara waives any of its rights to contend, in the event that San Francisco (1) elects to terminate or interrupt water deliveries to either or both of the two cities prior to 2028 using the process set forth in Section 4.05, or (2) does not elect to take either city on as a permanent customer in 2028, that it is entitled to permanent customer status, pursuant to the Act or any other federal or state law. Santa Clara's reservation of rights is limited to its existing Service Area A, as shown on Attachment Q-2. Service Area B, south of Highway 101, was added in 2018 solely for the operational convenience of Santa Clara. Santa Clara waives its right to make claims described in this Section 9.06.B and Section 8.07.B.3 with respect to Service Area B. In signing this Agreement, San Francisco does not waive its right to deny any or all such contentions.

9.07. City of Brisbane, Guadalupe Valley Municipal Improvement District, Town of Hillsborough

A. The parties acknowledge that San Francisco has heretofore provided certain quantities of water to the City of Brisbane ("Brisbane"), Guadalupe Valley Municipal Improvement District ("Guadalupe") and the Town of Hillsborough ("Hillsborough") at specified rates or without charge pursuant to obligations arising out of agreements between the predecessors of San Francisco and these parties, which agreements are referred to in judicial orders, resolutions of the SFPUC and/or the 1960 contracts between San Francisco and Brisbane, Guadalupe and Hillsborough. The parties intend to continue those arrangements and accordingly agree as follows:

1. Nothing in this Agreement is intended to alter, amend or modify the terms of SFPUC Resolution No. 74-0653 or the indenture of July 18, 1908 between the Guadalupe Development Company and the Spring Valley Water Company.

2. Nothing in this Agreement is intended to alter, amend or modify the Findings of Fact and Conclusions of Law and Judgment dated May 25, 1961 in that certain action entitled City and County of San Francisco v. Town of Hillsborough in the Superior Court of the State of California in and for the County of Marin, No. 23282, as modified by the Satisfaction of Judgment filed October 23, 1961 and the Compromise and Release between

Hillsborough and San Francisco dated August 22, 1961. The rights and obligations of Hillsborough under these documents shall continue as therein set forth.

3. Nothing in this Agreement is intended to affect or prejudice any claims, rights or remedies of Guadalupe or of Crocker Estate Company, a corporation, or of Crocker Land Company, a corporation, or of San Francisco, or of their successors and assigns, respectively, with respect to or arising out of that certain deed dated May 22, 1884, from Charles Crocker to Spring Valley Water Works, a corporation, recorded on May 24, 1884, in Book 37 of Deeds at page 356, Records of San Mateo County, California, as amended by that certain Deed of Exchange of Easements in Real Property and Agreement for Trade in Connection Therewith, dated July 29, 1954, recorded on August 4, 1954, in Book 2628, at page 298, Official Records of said San Mateo County, or with respect to or arising out of that certain action involving the validity or enforceability of certain provisions of said deed entitled City and County of San Francisco v. Crocker Estate Company, in the Superior Court of the State of California in and for the County of Marin, No. 23281.

///

///

///

///

///

///

///

///


///

///

///

IN WITNESS WHEREOF the parties have executed this Agreement by their duly authorized officers.

CITY AND COUNTY OF SAN FRANCISCO
Acting by and through its Public Utilities
Commission

By: 
Harlan L. Kelly, Jr.
General Manager

Date: 7-19-19, 2019

Approved by Commission Resolution
No. 18-0212, adopted December 11, 2018



Donna Hood
Secretary to Commission

Approved as to form:

DENNIS J. HERRERA
City Attorney

By: 
~~Joshua D. Milstein~~ Catherine Malina
Deputy City Attorney

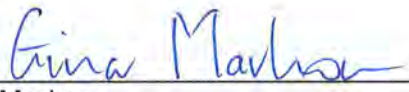
ALAMEDA COUNTY WATER DISTRICT

By: 
James G. Gunther
President, Board of Directors

Date: April 17, 2019

Approved by Resolution No. 19-026, adopted
March 14, 2019

ATTEST:



Gina Markou
District Secretary

Approved as to form:


Patrick T. Miyaki
Legal Counsel

IN WITNESS WHEREOF the parties have executed this Agreement by their duly authorized officers.

CITY AND COUNTY OF SAN FRANCISCO
Acting by and through its Public Utilities
Commission

By: 
Harlan L. Kelly, Jr.
General Manager

Date: 7-19-19, 2019

CITY OF BRISBANE
A Municipal Corporation

By: 
Clayton L. Holstine
City Manager

Date: April 19,, 2019

Approved by Commission Resolution
No. 18-0212, adopted December 11, 2018


Donna Hood
Secretary to Commission

ATTEST:


Ingrid Padilla
City Clerk

Approved as to form:

DENNIS J. HERRERA
City Attorney

Approved as to form:



By: 
~~Joshua D. Milstein~~ Catherine Malina
Deputy City Attorney

Thomas R. McMorrow
Interim City Attorney

IN WITNESS WHEREOF the parties have executed this Agreement by their duly authorized officers.

CITY AND COUNTY OF SAN FRANCISCO
Acting by and through its Public Utilities
Commission

By: 
Harlan L. Kelly, Jr.
General Manager

Date: 7-19-19, 2019

CITY OF BURLINGAME
A Public Corporation

By: 
Lisa K. Goldman
City Manager

Date: May 23, 2019

Approved by Commission Resolution
No. 18-0212, adopted December 11, 2018


Donna Hood
Secretary to Commission

ATTEST:



Meaghan Hassel-Shearer
City Clerk

Approved as to form:

DENNIS J. HERRERA
City Attorney

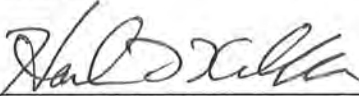
By: 
~~Joshua D. Milstein~~ Catherine Malina
Deputy City Attorney

Approved as to form:


Kathleen Kane
City Attorney


IN WITNESS WHEREOF the parties have executed this Agreement by their duly authorized officers.

CITY AND COUNTY OF SAN FRANCISCO
Acting by and through its Public Utilities
Commission

By: 
Harlan L. Kelly, Jr.
General Manager

Date: 7-19-19, 2019


**CALIFORNIA WATER SERVICE
COMPANY,**
a California corporation

By: 
Martin A. Kropelnicki
President and Chief Executive Officer

Date: April 23, 2019

Approved by Commission Resolution
No. 18-0212, adopted December 11, 2018


Donna Hood
Secretary to Commission


Lynne P. McGhee
Vice President / General Counsel

Date: April 23, 2019

Approved as to form:

DENNIS J. HERRERA
City Attorney

By: 
~~Joshua D. Milstein~~ Catherine Malina
Deputy City Attorney

IN WITNESS WHEREOF the parties have executed this Agreement by their duly authorized officers.

CITY AND COUNTY OF SAN FRANCISCO
Acting by and through its Public Utilities
Commission

By: 
Harlan L. Kelly, Jr.
General Manager


Date: 7-19-19, 2019

Approved by Commission Resolution
No. 18-0212, adopted December 11, 2018


Donna Hood
Secretary to Commission

Approved as to form:

DENNIS J. HERRERA
City Attorney

By: 
~~Joshua D. Milstein~~ Catherine Malina
Deputy City Attorney

COASTSIDE COUNTY WATER DISTRICT

By: 
David R. Dickson
General Manager

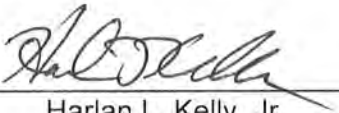
Date: April 15, 2019

ATTEST:


David R. Dickson
General Manager / Secretary of the Board

IN WITNESS WHEREOF the parties have executed this Agreement by their duly authorized officers.

CITY AND COUNTY OF SAN FRANCISCO
Acting by and through its Public Utilities
Commission

By: 
Harlan L. Kelly, Jr.
General Manager


Date: 7-19-19, 2019

Approved by Commission Resolution
No. 18-0212, adopted December 11, 2018


Donna Hood
Secretary to Commission

Approved as to form:

DENNIS J. HERRERA
City Attorney

By: 
~~Joshua D. Milstein~~ Catherine Malina
Deputy City Attorney

CITY OF DALY CITY
A Public Corporation

By: 
Shawwna Maltbie
Interim City Manager

Date: May 13,, 2019

Authorized by City Council Resolution No.
19-25

ATTEST:

Annette Hipona
City Clerk


Approved as to form:


Rose Zimmerman
City Attorney

IN WITNESS WHEREOF the parties have executed this Agreement by their duly authorized officers.

CITY AND COUNTY OF SAN FRANCISCO

Acting by and through its Public Utilities
Commission

By: 
Harlan L. Kelly, Jr.
General Manager


Date: 7-19-19, 2019

Approved by Commission Resolution
No. 18-0212, adopted December 11, 2018


Donna Hood
Secretary to Commission

Approved as to form:

DENNIS J. HERRERA
City Attorney


By: 
~~Joshua D. Milstein~~ Catherine Malina
Deputy City Attorney

CITY OF EAST PALO ALTO


By: 
Sean Charpentier
Interim City Manager

Date: 7/23/19, 2019

ATTEST:



Maria Buell
City Clerk

Approved as to form:


Rafael E. Alvarado, Jr.
City Attorney

IN WITNESS WHEREOF the parties have executed this Agreement by their duly authorized officers.

CITY AND COUNTY OF SAN FRANCISCO
Acting by and through its Public Utilities
Commission

By: 
Harlan L. Kelly, Jr.
General Manager


Date: 7-19-19, 2019

Approved by Commission Resolution
No. 18-0212, adopted December 11, 2018



Donna Hood
Secretary to Commission

Approved as to form:

DENNIS J. HERRERA
City Attorney


By: 
~~Joshua D. Milstein~~ Catherine D. Milstein
Deputy City Attorney

**FOSTER CITY/ ESTERO MUNICIPAL
IMPROVEMENT DISTRICT**


By: 
Sam Hindi
President

Date: April 15, 2019

ATTEST:


Pricilla Tam
City Clerk

Approved as to form:


Jean Savaree
Legal Counsel

IN WITNESS WHEREOF the parties have executed this Agreement by their duly authorized officers.

CITY AND COUNTY OF SAN FRANCISCO
Acting by and through its Public Utilities
Commission

By: 
Harlan L. Kelly, Jr.
General Manager

Date: 7-19-19, 2019

**GUADALUPE VALLEY MUNICIPAL
IMPROVEMENT DISTRICT**
A Public Utility District

By: 
Clayton L. Holstine
District Manager

Date: April 19, 2019

Approved by Commission Resolution
No. 18-0212, adopted December 11, 2018


Donna Hood
Secretary to Commission

ATTEST:


Ingrid Padilla
City Clerk

Approved as to form:

DENNIS J. HERRERA
City Attorney

Approved as to form:

By: 
~~Joshua D. Milstein~~ Catherine Malina
Deputy City Attorney


Thomas R. McMorrow
Interim District Counsel


IN WITNESS WHEREOF the parties have executed this Agreement by their duly authorized officers.

CITY AND COUNTY OF SAN FRANCISCO
Acting by and through its Public Utilities
Commission

By: 
Harlan L. Kelly, Jr.
General Manager


Date: 7-19-19, 2019

Approved by Commission Resolution
No. 18-0212, adopted December 11, 2018


Donna Hood
Secretary to Commission

Approved as to form:

DENNIS J. HERRERA
City Attorney


By: 
~~Joshua D. Milstein~~ Catherine Malina
Deputy City Attorney

CITY OF HAYWARD


By:  for
Kelly McAdoo
City Manager

Date: April 22, 2019

ATTEST:


For Miriam Lens
City Clerk

Approved as to form:


Michael Lawson
City Attorney

IN WITNESS WHEREOF the parties have executed this Agreement by their duly authorized officers.

CITY AND COUNTY OF SAN FRANCISCO
Acting by and through its Public Utilities
Commission

By: 
Harlan L. Kelly, Jr.
General Manager

Date: 7-19-19, 2019

Approved by Commission Resolution
No. 18-0212, adopted December 11, 2018


Donna Hood
Secretary to Commission

Approved as to form:

DENNIS J. HERRERA
City Attorney

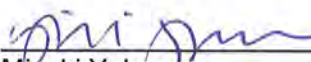
By: 
~~Joshua D. Milstein~~ Catherine Malina
Deputy City Attorney

TOWN OF HILLSBOROUGH


By: 
Shawn M. Christianson
Mayor

Date: 4/22/19, 2019

ATTEST:



Miyuki Yokoyama
Town Clerk

Approved as to form:


Christopher Diaz
Legal Counsel

IN WITNESS WHEREOF the parties have executed this Agreement by their duly authorized officers.

CITY AND COUNTY OF SAN FRANCISCO
Acting by and through its Public Utilities
Commission

By: 
Harlan L. Kelly, Jr.
General Manager

Date: 7-19-19, 2019

CITY OF MENLO PARK

By: 
Starla Jerome-Robinson
City Manager

Date: 4/25/19, 2019

Approved by Commission Resolution
No. 18-0212, adopted December 11, 2018



Donna Hood
Secretary to Commission

ATTEST:



Judi A. Herren
City Clerk

Approved as to form:

DENNIS J. HERRERA
City Attorney

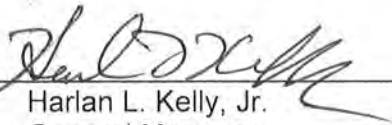
By: 
~~Joshua D. Milstein~~ Catherine Malina
Deputy City Attorney

Approved as to form:


William L. McClure
City Attorney

IN WITNESS WHEREOF the parties have executed this Agreement by their duly authorized officers.

CITY AND COUNTY OF SAN FRANCISCO
Acting by and through its Public Utilities
Commission

By: 
Harlan L. Kelly, Jr.
General Manager

Date: 7-19-19, 2019

MID-PENINSULA WATER DISTRICT,
a municipal corporation


By: 
Tammy A. Rudock
General Manager

Date: April 26, 2019

Approved by Commission Resolution
No. 18-0212, adopted December 11, 2018


Donna Hood
Secretary to Commission

ATTEST:



Candy R. Pina
Secretary of the District

Approved as to form:

DENNIS J. HERRERA
City Attorney

By: 
~~Joshua D. Milstein~~ Catherine Malina
Deputy City Attorney

Approved as to form:


Julie A. Sherman
Legal Counsel

IN WITNESS WHEREOF the parties have executed this Agreement by their duly authorized officers.

CITY AND COUNTY OF SAN FRANCISCO
Acting by and through its Public Utilities
Commission

By: 
Harlan L. Kelly, Jr.
General Manager

Date: 7-19-19, 2019

CITY OF MILLBRAE,
a municipal corporation


By: 
Thomas C. Williams
City Manager

Date: 4/17/19, 2019

Approved by Commission Resolution
No. 18-0212, adopted December 11, 2018



Donna Hood
Secretary to Commission

ATTEST:



Elena Suazo
City Clerk

Approved as to form:

DENNIS J. HERRERA
City Attorney

By: 
~~Joshua D. Milstein~~ Catherine Malina
Deputy City Attorney

Approved as to form:


Joan L. Cassman
City Attorney

IN WITNESS WHEREOF the parties have executed this Agreement by their duly authorized officers.

CITY AND COUNTY OF SAN FRANCISCO
Acting by and through its Public Utilities
Commission

By: 
Harlan L. Kelly, Jr.
General Manager


Date: 7-19-19, 2019

Approved by Commission Resolution
No. 18-0212, adopted December 11, 2018


Donna Hood
Secretary to Commission

Approved as to form:

DENNIS J. HERRERA
City Attorney

By: 
~~Joshua D. Milstein~~ Catherine Malina
Deputy City Attorney

CITY OF MILPITAS,
a municipal corporation

By: 
for Julie Edmonds-Mares
City Manager

Date: 5/24/, 2019

ATTEST:



Mary Lavelle
City Clerk

Approved as to form:


Christopher J. Diaz
City Attorney

IN WITNESS WHEREOF the parties have executed this Agreement by their duly authorized officers.

CITY AND COUNTY OF SAN FRANCISCO
Acting by and through its Public Utilities
Commission

By: 
Harlan L. Kelly, Jr.
General Manager

Date: 7-19-19, 2019

Approved by Commission Resolution
No. 18-0212, adopted December 11, 2018


Donna Hood
Secretary to Commission

Approved as to form:

DENNIS J. HERRERA
City Attorney

By: 
~~Joshua D. Milstein~~ Catherine Malina
Deputy City Attorney

CITY OF MOUNTAIN VIEW

By: 
~~for Dan Rich~~ Audrey Ransberg
City Manager

Date: April 24, 2019

Approved as to content:


Public Works Director

Financial Approved:


Finance and Administrative Services Director

Approved as to form:


~~for Jannie Quinn~~ Kristin Chapin, Sr. Asst. City Att.
City Attorney

ATTEST:


Lisa Natusch
City Clerk

IN WITNESS WHEREOF the parties have executed this Agreement by their duly authorized officers.

CITY AND COUNTY OF SAN FRANCISCO

Acting by and through its Public Utilities
Commission

By: 
Harlan L. Kelly, Jr.
General Manager

Date: 7-19-19, 2019

Approved by Commission Resolution
No. 18-0212, adopted December 11, 2018


Donna Hood
Secretary to Commission

Approved as to form:

DENNIS J. HERRERA
City Attorney


By: 
~~Joshua D. Milstein~~ Catherine Malina
Deputy City Attorney

NORTH COAST COUNTY WATER DISTRICT

By: 
Cari Lemke
General Manager


Date: April 12, 2019

Approved as to form:


Patrick T. Miyaki
District Counsel

IN WITNESS WHEREOF the parties have executed this Agreement by their duly authorized officers.

CITY AND COUNTY OF SAN FRANCISCO
Acting by and through its Public Utilities
Commission

By: 
Harlan L. Kelly, Jr.
General Manager

Date: 7-19-19, 2019

CITY OF PALO ALTO


By: 
Ed Shikada,
City Manager

Date: 5/28, 2019

Approved by Commission Resolution
No. 18-0212, adopted December 11, 2018



Donna Hood
Secretary to Commission

ATTEST:


Beth Minor
City Clerk

Approved as to form:


DENNIS J. HERRERA
City Attorney

By: 
~~Joshua D. Milstein~~ Catherine Malina
Deputy City Attorney

Approved as to form:

 4.20.19
Amy Bartell
Assistant City Attorney

Approved as to content:


Dean Batchelor
Interim Utilities General Manager

IN WITNESS WHEREOF the parties have executed this Agreement by their duly authorized officers.

CITY AND COUNTY OF SAN FRANCISCO

Acting by and through its Public Utilities
Commission

By: 
Harlan L. Kelly, Jr.
General Manager

Date: 7-19-19, 2019

PURISSIMA HILLS WATER DISTRICT

By: 
Patrick Walter
General Manager

Date: 4-26-19, 2019

Approved by Commission Resolution
No. 18-0212, adopted December 11, 2018



Donna Hood
Secretary to Commission

Approved as to form:

By: 
David Gehrig
Legal Counsel

Approved as to form:

DENNIS J. HERRERA
City Attorney

By: 
~~Joshua D. Milstein~~ Catherine Malina
Deputy City Attorney

IN WITNESS WHEREOF the parties have executed this Agreement by their duly authorized officers.

CITY AND COUNTY OF SAN FRANCISCO
Acting by and through its Public Utilities
Commission

By: 
Harlan L. Kelly, Jr.
General Manager


Date: 7-19-19, 2019

Approved by Commission Resolution
No. 18-0212, adopted December 11, 2018



Donna Hood
Secretary to Commission

Approved as to form:

DENNIS J. HERRERA
City Attorney

By: 
~~Joshua D. Milstein~~ Catherine Mahia
Deputy City Attorney

CITY OF REDWOOD CITY, a charter city and
a municipal corporation of the State of California

By: 
Melissa Stevenson Diaz
City Manager

Date: April 16, 2019

ATTEST:


Pamela Aguilar
City Clerk

Approved as to form:


Veronica Ramirez
City Attorney

IN WITNESS WHEREOF the parties have executed this Agreement by their duly authorized officers.

CITY AND COUNTY OF SAN FRANCISCO
Acting by and through its Public Utilities
Commission

By: 
Harlan L. Kelly, Jr.
General Manager


Date: 7-19-19, 2019

Approved by Commission Resolution
No. 18-0212, adopted December 11, 2018


Donna Hood
Secretary to Commission

Approved as to form:

DENNIS J. HERRERA
City Attorney

By: 
~~Joshua D. Milstein~~ Catherine Malina
Deputy City Attorney

CITY OF SAN BRUNO

By: 
Jovan Grogan
City Manager

Date: 9/18/19, 2019

ATTEST:


Melissa Thurman
City Clerk

Approved as to form:


Marc Zafferano
City Attorney

IN WITNESS WHEREOF the parties have executed this Agreement by their duly authorized officers.

CITY AND COUNTY OF SAN FRANCISCO
Acting by and through its Public Utilities
Commission

By: 
Harlan L. Kelly, Jr.
General Manager

Date: 7-19-19, 2019

Approved by Commission Resolution
No. 18-0212, adopted December 11, 2018


Donna Hood
Secretary to Commission

Approved as to form:

DENNIS J. HERRERA
City Attorney


By: 
~~Joshua D. Milstein~~ Catherine Malina
Deputy City Attorney

CITY OF SAN JOSE
On behalf of City:

By: 
Leland Wilcox
Chief of Staff

Date: 5-22-, 2019

Approved as to form:
Richard Doyle, City Attorney

By: 
Colleen D. Winchester
Sr. Deputy City Attorney

RECEIVED
SAN JOSE CITY CLERK
2019 MAY 29 PM 4:36
OTC


IN WITNESS WHEREOF the parties have executed this Agreement by their duly authorized officers.

CITY AND COUNTY OF SAN FRANCISCO
Acting by and through its Public Utilities
Commission

By: 
Harlan L. Kelly, Jr.
General Manager

Date: 7-19-19, 2019

**THE BOARD OF TRUSTEES OF THE
LELAND STANFORD, JR. UNIVERSITY**

By: 
Robert C. Reidy
Vice-President,
Land, Buildings and Real Estate


Date: April 26, 2019

Approved by Commission Resolution
No. 18-0212, adopted December 11, 2018


Donna Hood
Secretary to Commission

Approved as to form:

DENNIS J. HERRERA
City Attorney

By: 
~~Joshua D. Milstein~~ Catharine Malina
Deputy City Attorney

IN WITNESS WHEREOF the parties have executed this Agreement by their duly authorized officers.

CITY AND COUNTY OF SAN FRANCISCO
Acting by and through its Public Utilities
Commission

By: 
Harlan L. Kelly, Jr.
General Manager

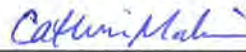
Date: 7-19-19, 2019

Approved by Commission Resolution
No. 18-0212, adopted December 11, 2018

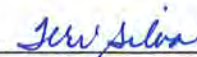

Donna Hood
Secretary to Commission

Approved as to form:

DENNIS J. HERRERA
City Attorney


By: 
~~Joshua D. Milstein~~ Catherine Malina
Deputy City Attorney

CITY OF SUNNYVALE,
a Municipal Corporation


By: 
f Kent Steffens
City Manager

Date: April 19, 2019

ATTEST:


~~Kathleen France Simmons~~ David Carndean
City Clerk


Approved as to form:

 for
John Nagel
City Attorney

IN WITNESS WHEREOF the parties have executed this Agreement by their duly authorized officers.

CITY AND COUNTY OF SAN FRANCISCO
Acting by and through its Public Utilities
Commission

WESTBOROUGH WATER DISTRICT

By: 
Harlan L. Kelly, Jr.
General Manager

By: 
Darryl Barrow
General Manager

Date: 7-19-19, 2019 Date: April 22, 2019

Approved by Commission Resolution
No. 18-0212, adopted December 11, 2018


Approved as to form:


Donna Hood
Secretary to Commission

By: 
Michael N. Conneran
Attorney

Approved as to form:

DENNIS J. HERRERA
City Attorney

By: 
~~Joshua D. Milstein~~ Catherine Malina
Deputy City Attorney

ATTACHMENT A

Attachment A - Definitions

“1984 Agreement” refers to the 1984 Settlement Agreement and Master Water Sales Contract between the City and County of San Francisco and certain Suburban Purchasers in San Mateo County, Santa Clara County and Alameda County, which expires on June 30, 2009.

“Act” refers to the Raker Act, 38 Stat. 242, the Act of Congress, enacted in 1913, that authorized the construction of the Hetch Hetchy system on federal lands.

“Adjusted Proportional Annual Use” means the respective percentages of annual water use, as adjusted to reflect deliveries of water by the Hetch Hetchy Enterprise to outside City Retail Customers. The adjustment is calculated each year as described in Section B of Attachment J and is shown on lines 18 and 19 of Table 1 of that Attachment.

“Agreement” refers to this Water Supply Agreement, by and among San Francisco and the Wholesale Customers who approve this Agreement in accordance with Section 1.03.

“BAWSCA” refers to the Bay Area Water Supply and Conservation Agency established pursuant to Division 31 of the California Water Code (Water Code §§81300-81461) or its successor and permitted assigns.

“CEQA” refers to the California Environmental Quality Act found at §§21000 et seq. of the Public Resources Code and the Guidelines for the California Environmental Quality Act found at §§15000 et seq. of Title 14 of the California Code of Regulations, as amended from time to time.

“Commission” means the governing board of the SFPUC, whose members, as of the date of this Agreement, are appointed by the Mayor of San Francisco and confirmed by the San Francisco Board of Supervisors.

“Compliance Audit” refers to the annual audit of the Wholesale Revenue Requirement by the Compliance Auditor required by Sections 7.03 through 7.05.

“Compliance Auditor” refers to the independent certified public accountant chosen by the San Francisco Controller to conduct each fiscal year’s audit of the SFPUC’s calculation of the Wholesale Revenue Requirement as provided in Section 7.03.B.

“Countywide Cost Allocation Plan” refers to the full costs of the Water and Hetch Hetchy Enterprises’ prorated share of San Francisco city government expenses that are not directly billed to city departments, as determined by the Controller of the City and County of San Francisco.

“Debt Service” means principal and interest paid during a fiscal year on Indebtedness incurred by the SFPUC for the 2006 Revenue Bonds, Series A, and subsequently issued Indebtedness (exclusive of 2006 Revenue Bonds Series B and C), the proceeds of which are used or are scheduled to be used for the acquisition or construction of New Regional Assets or to refund such Indebtedness.

“Direct Retail” refers to Regional Water System capital or operating expenditures that are incurred to provide water service solely to Retail Customers.

“Direct Wholesale” refers to Regional Water System capital or operating expenditures that are incurred to provide water service solely to one or more Wholesale Customers.

“Drought” means a water shortage caused by lack of precipitation, as reflected in resolutions of the Commission calling for voluntary or mandatory water rationing based on evaluation of water stored or otherwise available to the Regional Water System, whether or not the Commission declares a water shortage emergency pursuant to Water Code §§ 350 et seq., as amended from time to time.

“Effective Date” refers to the date this Agreement will become effective in accordance with the terms of Section 1.03.

“Emergency” means a sudden, non-drought event, such as an earthquake, failure of Regional Water System infrastructure or other catastrophic event or natural disaster that results in an insufficient supply of water available to the Retail or Wholesale Service Areas for basic human consumption, firefighting, sanitation, and fire protection.

“Encumbrance” or **“Encumber”** refers to the process by which the City Controller certifies the availability of amounts previously appropriated by the Commission for specifically identified SFPUC capital projects performed either by third parties or through work orders to other City departments.

“Environmental Enhancement Surcharge” means the surcharge to be imposed by the SFPUC on individual parties to this Agreement whose use exceeds their Interim Supply Allocation when the collective use of water by all parties to this Agreement is in excess of the Interim Supply Limitation.

“ERRP” refers to a SFPUC document entitled *Emergency Response and Recovery Plan: Regional Water System* (“ERRP”) dated August 23, 2003, and updated November 2006.

“Excess Use Charges” are monthly charges set by the SFPUC, in the form of multipliers, that are applied to the Wholesale Customer water rates during times of mandatory rationing if a Wholesale Customer's water usage is greater than its shortage allocation. Excess Use Charges are further described in Section 4 of the Tier 1 Shortage Plan (Attachment H).

“Existing Assets” refers to Regional and Hetch Hetchy Water-Only and Water-Related capital assets plant in service as of June 30, 2009.

“Existing System Assets” refers to all Water Enterprise and Hetch Hetchy Enterprise assets and assets that are components of, or appurtenances thereto. Existing Assets are a subset of the Existing System Assets for repayment of capital costs under Section 5.03.

“Existing Facilities” means those wells and associated infrastructure owned by the Participating Pumpers and in existence as of the effective date of the Project Operating Agreement, and any replacements of Existing Facilities irrespective of location.

“Force Majeure Event” means an event not the fault of, and beyond the reasonable control of, the party claiming excuse which makes it impossible or extremely impracticable for such party to perform obligations imposed on it by this Agreement, by virtue of its effect on physical facilities and their operation or employees essential to such performance. Force Majeure Events include (a) an “act of God” such as an earthquake, flood, earth movement, or similar catastrophic event, (b) an act of the public enemy, terrorism, sabotage, civil disturbance or similar event, (c) a strike, work stoppage, picketing or similar concerted labor action, (d) delays in construction caused by unanticipated negligence or breach of contract by a third party or inability to obtain essential materials after diligent and timely efforts; or (e) an order or regulation issued by a federal or state regulatory agency after the Effective Date or a judgment or order entered by a federal or state court after the Effective Date.

“Fundamental Rights” of Wholesale Customers are their status as parties to this Agreement, their allocation of water recognized in Section 3.02, their protection against arbitrary, unreasonable, or unjustly discriminatory rates provided in Section 6.04, and any specific rights described in Article 9.

“Groundwater Storage and Recovery Project” refers to a WSIP project for groundwater storage and recovery in the Southern portion of the Westside Basin approved in SFPUC Resolution No. 14-0127 dated August 12, 2014.

“Hetch Hetchy Enterprise” refers to Hetch Hetchy Water and Power Enterprise, a SFPUC operating department.

“In Lieu Water” refers to Regional Water System water, subject to the limitations set forth in Section 9.02 of this Agreement for water delivered to California Water Service Company, that the SFPUC delivers at no charge on an interruptible basis to the Participating Pumpers, to replace groundwater that the Participating Pumpers refrain from pumping using their Existing Facilities during storage periods under the Project Operating Agreement.

“Include” and its variants mean “including but not limited to” whenever used in this Agreement, regardless of whether or not it is capitalized.

“Indebtedness” includes revenue bonds, bond anticipation notes, certificates of participation (excluding certificates of participation towards which SFPUC contributes debt service as an operating expense), and commercial paper.

“Individual Water Sales Contract” refers to the contracts between each Wholesale Customer and San Francisco contemplated in Section 9.01 that details customer-specific matters such as location of service connections, service area maps and other matters specific to that customer.

“Individual Supply Guarantee” refers to each Wholesale Customer’s share of the Supply Assurance, as shown in Attachment C.

“Interim Supply Allocation” refers to each Wholesale Customer’s share, to be established by the SFPUC pursuant to Section 4.02, of the Interim Supply Limitation.

“Interim Supply Limitation” refers to the 265 MGD annual average limitation on water deliveries until December 31, 2018 from Regional Water System watersheds imposed by the SFPUC in its approval of the WSIP in Resolution Number 08-0200 dated October 30, 2008.

“Irrigation Well Owners” refers to the Hills of Eternity, Home of Peace, and Salem Cemetery; Eternal Home Cemetery; Woodlawn Cemetery; Holy Cross Cemetery; Italian Cemetery; Olivet Cemetery; Cypress Lawn Cemetery; and the California Golf Club, located within the Southern portion of the Westside Basin.

“Irrigation Well Owner Replacement Water” refers to water supplied by the Regional Water System delivered on a standby basis by the SFPUC, or wheeled through California Water Service Company's South San Francisco District System, for delivery to Irrigation Well Owners as may be necessary under the MMRP.

“Joint,” when used in connection with Hetch Hetchy Enterprise assets or expenses, refers to assets used or expenses incurred in providing both water supply (“Water-Related”) and in the generation and transmission of electrical energy (“Power-Related”).

“Level of Service Goals and Objectives” refers to the “Phased WSIP Goals and Objectives” adopted by the Commission in Resolution No. 08-0200 dated October 30, 2008 as part of the approval of the WSIP and any amendments that may be adopted by the Commission.

“Local System Water” refers to Regional Water System water supplies developed in San Mateo, Alameda and Santa Clara Counties or otherwise not produced by the Hetch Hetchy Enterprise under rights of way granted by the Raker Act.

“MGD” refers to an average flow rate of one million gallons per day over a specific time period, often a year. For example, one MGD is equal to 365 million gallons per year or 1,120 acre feet per year.

“Mitigation, Monitoring and Reporting Program or “MMRP” refers to the CEQA required program of mitigation and monitoring adopted by the SFPUC as part of Groundwater Storage and Recovery Project approval in Resolution No. 14-0127.

“Net Annual Debt Service” refers to debt service less payments made from proceeds of Indebtedness (e.g., capitalized interest), earnings on bond proceeds (e.g., reserve fund

earnings) used to pay Debt Service, and interest paid from renewed commercial paper, or from reserve fund liquidation.

“New Assets” refers to Regional and Hetch Hetchy Water-Only and Water-Related capital assets added to Regional Water System plant in service after June 30, 2009.

“New Regional Assets” refers to New Assets placed in service on or after July 1, 2009 that are used and useful in delivering water to Wholesale Customers. The following four categories comprise New Regional Assets:

1. Water Enterprise Regional Assets
2. Water Enterprise Direct Wholesale Assets
3. Hetch Hetchy Water Only Assets
4. Water-Related portion (45 percent) of Hetch Hetchy Joint Assets

“Participating Pumpers” refers to the Wholesale Customers pumping groundwater who are parties to the Project Operating Agreement; specifically, the cities of Daly City and San Bruno and the California Water Service Company, South San Francisco Service Area.

“Participating Pumper Replacement Water” refers to the quantity of Regional Water System water that may be made available by the SFPUC to some or all of the Participating Pumpers in accordance with Section 4.7 of the Project Operating Agreement.

“Power-Only,” when used with reference to Hetch Hetchy Enterprise capital costs and operating and maintenance expenses, means capital costs and expenses that are incurred solely for the construction and operation of assets used to generate and transmit electrical energy.

“Power-Related” refers to the power related portion (55%) of Joint Hetch Hetchy Enterprise assets or expenses.

“Prepayment” refers to payments of principal and interest amounts not due in the year the prepayment is made, as described in Section 5.03.

“Project Facility or Facilities” refers to all Groundwater Storage and Recovery Project assets, such as Project wells and all related fixed assets (e.g., real property, water treatment, connecting pipelines) that are acquired or constructed by the SFPUC pursuant to the Project

Operating Agreement and operated as Regional Water System assets for the allocation of capital costs and operation and maintenance expenses under this Agreement.

“Project Operating Agreement” refers to the “Agreement for Groundwater Storage and Recovery from the Southern Portion of the Westside Groundwater Basin by and among the San Francisco Public Utilities Commission, the City of Daly City, the City of San Bruno, and California Water Service Company,” dated as of December 16, 2014.

“Proportional Annual Use” means the shares of deliveries from the Regional Water System used by City Retail Customers and by the Wholesale Customers in a fiscal year, expressed as a percentage. The percentages of annual use are calculated each year as described in Section B of Attachment J and are shown on lines 10 and 11 of Table 1 of that Attachment.

“Proportional Water Use” refers the general principle of allocating Regional Water System costs based on the relative purchases of water by Retail and Wholesale Customers.

“Regional,” when used with reference to Water Enterprise capital assets and operating expenses, refers to assets and expenses that benefit Wholesale and Regional Customers.

“Regional Water System” means the water storage, transmission and treatment system operated by the SFPUC in Tuolumne, Stanislaus, San Joaquin, Alameda, Santa Clara, San Mateo and San Francisco counties, including projects constructed under the WSIP, but excluding Direct Retail and Direct Wholesale assets.

“Retail Customers” means any customer that purchases water from San Francisco that is not a Wholesale Customer, whether located inside or outside of San Francisco.

“Retail Service Area” means the areas where SFPUC sells water to Retail Customers.

“Retail Water” means water sold by the SFPUC to its Retail Customers within and outside San Francisco.

“San Francisco” refers to the City and County of San Francisco.

“SFPUC” refers to the San Francisco Public Utilities Commission as an operating department of San Francisco, the General Manager of which reports to the Commission.

“SFPUC Bureaus” refers to the portions of the SFPUC that provide support services to the SFPUC Operating Departments. These presently consist of the General Manager’s Office, Business Services, and External Affairs.

“SFPUC Operating Departments” refers to the Water, Hetch Hetchy and Wastewater Program Enterprises under the control and management of the SFPUC pursuant to the San Francisco Charter.

“SFPUC Storage Account” refers to the book account maintained by the SFPUC showing the amount of water stored in the Southern Westside Basin pursuant to the Project Operating Agreement.

“Shared Facilities” refers to an Existing Facility that is owned by a Participating Pumper, as upgraded through the expenditure of Regional capital costs under Section 5.04 of this Agreement and operated in part as a Project Facility.

“Substantially Expended”: A bond issue series is substantially expended when 98% of the proceeds and investment earnings contributed to the project fund have been expended.

“Supply Assurance” means the 184 MGD maximum annual average metered supply of water dedicated by San Francisco to public use in the Wholesale Service Area (not including San Jose and Santa Clara) in the 1984 Agreement and Section 3.01 of this Agreement.

“Target Balance,” for purposes of determining the Wholesale Capital Fund unencumbered balance under Section 6.08.E and amended Attachment M-3 beginning in FY 2018-19, means the sum of (i) the current year (FY 2018-19) wholesale share of the revenue funded capital appropriation for New Regional Assets pursuant to Section 5.04.B times the quotient of 4 divided by 5; plus (ii) the wholesale appropriation for the prior year (FY 2017-18) times the quotient of 3 divided by 5; plus (iii) the wholesale appropriation for the 2nd year prior (FY 2016-17) times the quotient of 2 divided by 5; plus (iv) the wholesale appropriation for the third year prior (FY 2015-16) times the quotient of 1 divided by 5. Such appropriations shall take into account any de-appropriations and/or reimbursements from bond proceeds or other sources. The fiscal years in parentheses used in this definition are for illustration purposes only.

“Term” means the 25-year term commencing July 1, 2009, including one or both 5-year extensions authorized by Section 2.02.A and B.

“Tier 1 Shortage Plan” refers to the Water Shortage Allocation Plan (Attachment H) adopted by the SFPUC and the Wholesale Customers in conjunction with this Agreement describing the method for allocating water between the SFPUC and the Wholesale Customers collectively for shortages of up to 20% of deliveries from the Regional Water System, as amended from time-to-time.

“Water Enterprise” refers to the San Francisco Water Department (SFWD), an SFPUC Operating Department.

“Water Management Charge” refers to the charge collected by San Francisco on behalf of BAWSCA for local water resource development in the Wholesale Service Area pursuant to Section 3.06 of this Agreement.

“Water-Only,” when used with reference to Hetch Hetchy Enterprise capital costs and operating and maintenance expenses, means capital costs and expenses that are incurred solely for the construction and operation of assets used to protect water quality or to provide for the delivery of water for consumptive purposes.

“Water-Related” refers to the water related portion (45%) of Joint Hetch Hetchy Enterprise assets or expenses.

“Water Supply Development Report” refers to the annual report prepared pursuant to Section 4.05, and submitted to the Commission for purposes of estimating whether Regional Water System demand will be within the Interim Supply Limitation by June 30, 2018.

“Wheeling Statute” refers to Article 4 of Chapter 11 of the California Water Code, as amended from time to time.

“Wholesale Capital Fund” is the account established by the SFPUC for deposit of Wholesale Customer revenue that is used to fund the wholesale share of revenue-funded New Regional Assets, as described in Section 6.08.

“Wholesale Customer” or “Customers” means one or more of the 26 water customers identified in Section 1.02 that are contracting for purchase of water from San Francisco pursuant to this Agreement.

“Wholesale Revenue Coverage” refers to the additional dollar amount included in wholesale rates each fiscal year that is charged to Wholesale Customers by the SFPUC for their proportionate share of Debt Service coverage under Section 6.06.A.

“Wholesale Revenue Coverage Reserve” refers to the account established by the SFPUC for deposit of Wholesale Revenue Coverage under Section 6.06.B.

“Wholesale Revenue Requirement” means the calculated Wholesale Customer portion of SFPUC Regional Water System capital and operating costs as determined in accordance with the provisions of Article 5 of this Agreement, formerly called the “Suburban Revenue Requirement” in the 1984 Agreement.

“Wholesale Service Area” means the combined service areas of the Wholesale Customers, as delineated on the service area maps attached to each Individual Water Sales Contract.

“WSIP” refers to the Water System Improvement Program approved by the Commission in Resolution No. 08-0200 on October 30, 2008, as amended from time to time.

ATTACHMENT B

ATTACHMENT B

WHOLESALE CUSTOMER REGIONAL WATER SYSTEM PURCHASES FY 2007-2008*

(To determine 75% approval process for Section 1.02)

WHOLESALE CUSTOMER	MGD
Alameda County Water District	12.90
California Water Service Company	37.72
City of Brisbane	0.23
City of Burlingame	4.50
City of Daly City	4.49
City of East Palo Alto	2.16
City of Hayward	19.33
City of Menlo Park	3.69
City of Millbrae	2.46
City of Milpitas	6.95
City of Mountain View	10.51
City of Palo Alto	12.72
City of Redwood City	11.01
City of San Bruno	1.86
City of San Jose	4.80
City of Santa Clara	3.49
City of Sunnyvale	10.52
Coastside County Water District	2.08
Estero Municipal Improvement District	5.51
Guadalupe Valley Municipal Improvement District	0.40
Mid-Peninsula Water District	3.25
North Coast County Water District	3.25
Purissima Hills Water District	2.31
Skyline County Water District	0.16
Stanford University	2.31
Town of Hillsborough	3.83
Westborough Water District	0.95
Total	173.39

*Source: SFPUC Commercial Division Records

Note: FY 2007-2008 was a Leap Year with 366 days.

ATTACHMENT C

ATTACHMENT C
INDIVIDUAL SUPPLY GUARANTEES

	(1)	(2)
WHOLESALE CUSTOMER	100 Cubic Feet (per year)¹	Million Gallons Per Day (MGD)¹
Alameda County Water District	6,714,439	13.760
California Water Service Company ²	17,320,807	35.499
City of Brisbane	224,435	0.460
City of Burlingame	2,553,753	5.234
City of Daly City	2,094,386	4.292
City of East Palo Alto	1,689,713	3.463
City of Menlo Park	2,174,231	4.456
City of Millbrae	1,538,120	3.152
City of Milpitas	4,504,533	9.232
City of Mountain View	6,079,715	12.460
City of Palo Alto	8,087,730	16.575
City of Redwood City	5,333,115	10.930
City of San Bruno	1,583,899	3.246
City of Sunnyvale	6,138,122	12.580
Coastside County Water District	1,061,453	2.175
Estero Municipal Improvement District	2,878,807	5.900
Guadalupe Valley Municipal Improvement District	254,436	0.521
Mid-Peninsula Water District	1,898,707	3.891
North Coast County Water District	1,872,928	3.838
Purissima Hills Water District	792,832	1.625
Skyline County Water District	88,537	0.181
Stanford University	1,479,764	3.033
Town of Hillsborough	1,995,644	4.090
Westborough Water District	644,172	1.320
Total: ³	79,004,278	161.913

Footnotes:

1. 100 Cubic feet per year = Million Gallons per Day / 0.00000204946. Figures in column (1) are calculated using unrounded MGD values and are more precise than the figures listed in column (2)
2. Includes quantities from Los Trancos County Water District and Palomar Park Water District.
3. Total does not equal sum of MGD figures due to rounding. Total is not 184 MGD because the table does not include the City of Hayward. Cordilleras Mutual Water Association is not a party to this Agreement, but it has its own Supply assurance of 3,007 hundred cubic feet (CCF).

ATTACHMENT D

ATTACHMENT D

PROCEDURE FOR PRO-RATA REDUCTION OF WHOLESALE CUSTOMERS' INDIVIDUAL SUPPLY GUARANTEES (SECTION 3.02).

The 23 wholesale customers listed on Attachment C have individual Supply Guarantees that total approximately 161.9 MGD.

If the amount of water purchased from SFPUC by Hayward exceeds 22.1 MGD for three consecutive fiscal years, the individual Supply Guarantees of each of those 23 wholesale customers will be reduced as described below.

STEP ONE:

Obtain the average annual excess purchases during the three fiscal year period. For example, assume Hayward uses 25.0 MGD, 24.2 MGD and 26.0 MGD in three consecutive years. The average annual excess use for that period is 2.9 MGD; calculated as follows:

$$\frac{[25.0 \text{ MGD} + 24.2 \text{ MGD} + 26.0 \text{ MGD}]}{3} + 161.9 \text{ MGD} = 186.9 \text{ MGD}$$

$$186.9 \text{ MGD} - 184.0 \text{ MGD} = 2.9 \text{ MGD}$$

STEP TWO:

Allocate the excess purchases among the 23 Wholesale Customers in proportion to each customer's Supply Guarantee as a percentage of the total Supply Guarantees (161.9 MGD as of FY 2009-10).

For example, assume that Wholesale Customer A's Supply Guarantee is 12.0 MGD. Wholesale Customer A's percentage share of the total individual supply guarantees is 0.074, calculated as follows:

$$\frac{12.0 \text{ MGD}}{161.9 \text{ MGD}} = 0.074$$

and its share of the excess use is 0.22 MGD, calculated as follows:

$$2.9 \text{ MGD} \times 0.074 = 0.22 \text{ MGD}$$

STEP THREE:

Determine Wholesale Customer's adjusted Supply Guarantee by subtracting the result of Step Two from the Wholesale Customer's Supply Guarantee:

$$12 \text{ MGD} - 0.22 \text{ MGD} = 11.78 \text{ MGD}$$

* * * * *

Adjustments will be made at intervals comprised of distinct three-year periods of use by Hayward in excess of 22.1 MGD rather than overlapping periods. For example, assuming that the first adjustment were to occur in FY 2014-15 (based on use during FY 2011-12, FY 2012-13 and FY 2013-14), a second adjustment will not occur earlier than three full fiscal years thereafter (i.e., FY 2017-18, based on use by Hayward in FY 2014-15, FY 2015-16 and FY 2016-17). The figures used in the second and subsequent adjustments will reflect previous adjustments. For example, a second adjustment will use 158.9 MGD as the total of individual Supply Guarantees (161.6 MGD - 2.7 MGD = 158.9 MGD).

For purposes of simplicity, the volumetric units used in the foregoing example are MGD. For actual adjustment calculations, the unit employed will be hundreds of cubic feet ("ccf"), the unit by which the SFPUC measures water deliveries for billing purposes.

The procedure described and illustrated above is independent of and unrelated to the establishment by the SFPUC of Interim Supply Limitations described in Article 4.

ATTACHMENT E

ATTACHMENT E

MINIMUM ANNUAL PURCHASE QUANTITIES

(Section 3.07.C)

AGENCY	MINIMUM ANNUAL PURCHASE QUANTITY (IN MGD)
Alameda County Water District	7.648
City of Milpitas	5.341
City of Mountain View	8.930
City of Sunnyvale	8.930

ATTACHMENT F

ATTACHMENT F

WATER SALES CONTRACT

This Contract, dated as of _____, 2009, is entered into by and between the City and County of San Francisco ("San Francisco") and

_____. ("Customer").

RECITALS

San Francisco and the Customer have entered into a Water Supply Agreement ("WSA"), which sets forth the terms and conditions under which San Francisco will continue to furnish water for domestic and other municipal purposes to Customer and to other Wholesale Customers. The WSA contemplates that San Francisco and each individual Wholesale Customer will enter into an individual contract describing the location or locations at which water will be delivered to each customer by the San Francisco Public Utilities Commission ("SFPUC"), the customer's service area within which water so delivered is to be sold, and other provisions unique to the individual purchaser. This Water Sales Contract is the individual contract contemplated by the WSA.

AGREEMENTS OF THE PARTIES

1. Incorporation of the WSA

The terms and conditions of the WSA are incorporated into this Contract as if set forth in full herein.

2. Term

Unless explicitly provided to the contrary in Article 9 of the WSA, the term of this Contract shall be identical to that provided in Section _____ of the WSA.

3. Service Area

Water delivered by San Francisco to the Customer may be used or sold within the service area shown on the map designated Exhibit A attached hereto. Except as provided in Section ____ of the WSA, Customer shall not deliver or sell any water provided by San Francisco outside of this area without the prior written consent of the General Manager of the SFPUC.

4. Location and Description of Service Connections

Sale and delivery of water to Customer will be made through a connection or connections to the SFPUC Regional Water System at the location or locations shown on Exhibit A attached hereto and with the applicable present account number, description, connection size, and meter size shown on Exhibit B attached hereto.

5. Interties With Other Systems.

Customer maintains interties with neighboring water systems at the location or locations shown on Exhibit A attached hereto and with the connection size(s) as shown on Exhibit C attached hereto.

6. Billing and Payment

San Francisco shall compute the amounts of water delivered and bill Customer therefor on a monthly basis. The bill shall show the separate components of the charge (e.g., service, consumption, demand). Customer shall pay the amount due within thirty (30) days after receipt of the bill.

If Customer disputes the accuracy of any portion of the water bill it shall (a) notify the General Manager of the SFPUC in writing of the specific nature of the dispute and (b) pay the undisputed portion of the bill within thirty (30) days after receipt. Customer shall meet with the General Manager of the SFPUC or a delegate to discuss the disputed portion of the bill.

7., 8., 9... Other Specialized Provisions

[Certain Wholesale Customers will require additional provisions in their individual contracts addressed to issues such as minimum and/or maximum water delivery quantities, prior authorized wheeling arrangements, maximum expansion of the service area, etc. These and other provisions addressing issues unique to the particular Wholesale Customer may be added here, subject to the provisions of Section 9.01 of the WSA.]

IN WITNESS WHEREOF, the parties hereto have executed this Contract, to become effective upon the effectiveness of the WSA, by their duly authorized representatives.

CITY AND COUNTY OF SAN FRANCISCO Acting by and through its Public Utilities Commission BY _____ Edward Harrington General Manager	Date: _____, 2009
NAME OF WHOLESALE CUSTOMER BY _____ Name: Title:	Date: _____, 2009

Note: This attachment is provided for the convenience of the prospective parties to the Water Supply Agreement and associated individual contracts. The format may be modified as desired by San Francisco and Wholesale Customer, subject to Section 9.01 of the WSA.

ATTACHMENT G

http://sfwater.org/cfapps/wholesale/detailPage.cfm?c_id=3739



San Francisco
Water Power Sewer
Services of the San Francisco Public Utilities Commission

Water Quality Notifications and Communications Plan

MARCH 2017 • REVISION 6

UPDATED BY:

SFPUC WATER QUALITY DIVISION

AND



MWH® now
part of



Stantec

ATTACHMENT H

ATTACHMENT H

WATER SHORTAGE ALLOCATION PLAN

This Interim Water Shortage Allocation Plan (“Plan”) describes the method for allocating water between the San Francisco Public Utilities Commission (“SFPUC”) and the Wholesale Customers collectively during shortages caused by drought. The Plan implements a method for allocating water among the individual Wholesale Customers which has been adopted by the Wholesale Customers. The Plan includes provisions for transfers, banking, and excess use charges. The Plan applies only when the SFPUC determines that a system-wide water shortage due to drought exists, and all references to “shortages” and “water shortages” are to be so understood. This Plan was adopted pursuant to Section 7.03(a) of the 1984 Settlement Agreement and Master Water Sales Contract and has been updated to correspond to the terminology used in the June 2009 Water Supply Agreement between the City and County of San Francisco and Wholesale Customers in Alameda County, San Mateo County and Santa Clara County (“Agreement”).

SECTION 1. SHORTAGE CONDITIONS

1.1. Projected Available SFPUC Water Supply. The SFPUC shall make an annual determination as to whether or not a shortage condition exists. The determination of projected available water supply shall consider, among other things, stored water, projected runoff, water acquired by the SFPUC from non-SFPUC sources, inactive storage, reservoir losses, allowance for carryover storage, and water bank balances, if any, described in Section 3.

1.2 Projected SFPUC Purchases. The SFPUC will utilize purchase data, including volumes of water purchased by the Wholesale Customers and by Retail Customers (as those terms are used in the Agreement) in the year immediately prior to the drought, along with other available relevant information, as a basis for determining projected system-wide water purchases from the SFPUC for the upcoming year.

1.3. Shortage Conditions. The SFPUC will compare the available water supply (Section 1.1) with projected system-wide water purchases (Section 1.2). A shortage condition exists if the SFPUC determines that the projected available water supply is less than projected system-wide water purchases in the upcoming Supply Year (defined as the period from July 1 through June 30). When a shortage condition exists, SFPUC will determine whether voluntary or mandatory actions will be required to reduce purchases of SFPUC water to required levels.

1.3.1 Voluntary Response. If the SFPUC determines that voluntary actions will be sufficient to accomplish the necessary reduction in water use throughout its service area, the SFPUC and the Wholesale Customers will make good faith efforts to reduce their water purchases to stay within their annual shortage allocations and associated monthly water use budgets. The SFPUC will not impose excess use charges during periods of voluntary rationing, but may suspend the prospective accumulation of water bank credits, or impose a ceiling on further accumulation of bank credits, consistent with Section 3.2.1 of this Plan.

1.3.2 Mandatory Response. If the SFPUC determines that mandatory actions will be required to accomplish the necessary reduction in water use in the SFPUC service area, the SFPUC may implement excess use charges as set forth in Section 4 of this Plan.

1.4. Period of Shortage. A shortage period commences when the SFPUC determines that a water shortage exists, as set forth in a declaration of water shortage emergency issued by the SFPUC pursuant to California Water Code Sections 350 et seq. Termination of the water shortage emergency will be declared by resolution of the SFPUC.

SECTION 2. SHORTAGE ALLOCATIONS

2.1. Annual Allocations between the SFPUC and the Wholesale Customers. The annual water supply available during shortages will be allocated between the SFPUC and the collective Wholesale Customers as follows:

Level of System Wide Reduction in Water Use Required	Share of Available Water	
	SFPUC Share	Wholesale Customers Share
5% or less	35.5%	64.5%
6% through 10%	36.0%	64.0%
11% through 15%	37.0%	63.0%
16% through 20%	37.5%	62.5%

The water allocated to the SFPUC shall correspond to the total allocation for all Retail Customers. In the event that the SFPUC share of the available water supply in the above table results in Retail Customers having a positive allocation (i.e., a supply of additional water rather than a required percentage reduction in water use), the SFPUC's percentage share of the available water supply in the table shall be reduced to eliminate any positive allocation to Retail Customers, with a corresponding increase in the percentage share of the available water supply allocated to the Wholesale Customers. For any level of required reduction in system-wide water use during shortages, the SFPUC shall require Retail Customers to conserve a minimum of 5%, with any resulting reallocated supply credited to storage for inclusion in calculation of projected available water SFPUC water supply in a subsequent year (Section 1.1).

The parties agree to reevaluate the percentages of the available water supply allocated to Retail and Wholesale Customers by May 1, 2028.

2.2 Annual Allocations among the Wholesale Customers. The annual water supply allocated to the Wholesale Customers collectively during system wide shortages of 20 percent or less will be apportioned among them based on a methodology adopted by all of the Wholesale Customers, as described in Section 3.11(C) of the Agreement. In any year for which the methodology must be applied, the Bay Area Water Supply and Conservation Agency ("BAWSCA") will calculate each Wholesale Customer's individual percentage share of the amount of water allocated to the Wholesale Customers collectively pursuant to Section 2.1. Following the declaration or reconfirmation of a water shortage emergency by the SFPUC, BAWSCA will deliver to the SFPUC General Manager a list, signed by the President of BAWSCA's Board of Directors and

its General Manager, showing each Wholesale Customer together with its percentage share and stating that the list has been prepared in accordance with the methodology adopted by the Wholesale Customers. The SFPUC shall allocate water to each Wholesale Customer, as specified in the list. The shortage allocations so established may be transferred as provided in Section 2.5 of this Plan. If BAWSCA or all Wholesale Customers do not provide the SFPUC with individual allocations, the SFPUC may make a final allocation decision after first meeting and discussing allocations with BAWSCA and the Wholesale Customers.

The methodology adopted by the Wholesale Customers utilizes the rolling average of each individual Wholesale Customer's purchases from the SFPUC during the three immediately preceding Supply Years. The SFPUC agrees to provide BAWSCA by November 1 of each year a list showing the amount of water purchased by each Wholesale Customer during the immediately preceding Supply Year. The list will be prepared using Customer Service Bureau report MGT440 (or comparable official record in use at the time), adjusted as required for any reporting errors or omissions, and will be transmitted by the SFPUC General Manager or his designee.

2.3. Limited Applicability of Plan to System Wide Shortages Greater Than Twenty Percent. The allocations of water between the SFPUC and the Wholesale Customers collectively, provided for in Section 2.1, apply only to shortages of 20 percent or less. The SFPUC and Wholesale Customers recognize the possibility of a drought occurring which could create system-wide shortages greater than 20 percent despite actions taken by the SFPUC aimed at reducing the probability and severity of water shortages in the SFPUC service area. If the SFPUC determines that a system wide water shortage greater than 20 percent exists, the SFPUC and the Wholesale Customers agree to meet within 10 days and discuss whether a change is required to the allocation set forth in Section 2.1 in order to mitigate undue hardships that might otherwise be experienced by individual Wholesale Customers or Retail Customers. Following these discussions, the Tier 1 water allocations set forth in Section 2.1 of this Plan, or a modified version thereof, may be adopted by mutual written consent of the SFPUC and the Wholesale Customers. If the SFPUC and Wholesale Customers meet and cannot agree on an appropriate Tier 1 allocation within 30 days of the SFPUC's determination of water shortage greater than 20 percent, then (1) the provisions of Section 3.11(C) of the Agreement will apply, unless (2) all of the Wholesale Customers direct in writing that a Tier 2 allocation methodology agreed to by them be used to apportion the water to be made available to the Wholesale Customers collectively, in lieu of the provisions of Section 3.11(C).

The provisions of this Plan relating to transfers (in Section 2.5), banking (in Section 3), and excess use charges (in Section 4) shall continue to apply during system-wide shortages greater than 20 percent.

2.4. Monthly Water Budgets. Within 10 days after adopting a declaration of water shortage emergency, the SFPUC will determine the amount of Tier 1 water allocated to the Wholesale Customers collectively pursuant to Section 2.1. The SFPUC General Manager, using the Tier 2 allocation percentages shown on the list delivered by BAWSCA pursuant to Section 2.2, will calculate each Wholesale Customer's individual annual allocation. The SFPUC General Manager, or his designee, will then provide each Wholesale Customer with a proposed schedule of monthly water budgets based on the pattern of monthly water purchases during the Supply Year immediately preceding the declaration of shortage (the "Default Schedule"). Each

Wholesale Customer may, within two weeks of receiving its Default Schedule, provide the SFPUC with an alternative monthly water budget that reschedules its annual Tier 2 shortage allocation over the course of the succeeding Supply Year. If a Wholesale Customer does not deliver an alternative monthly water budget to the SFPUC within two weeks of its receipt of the Default Schedule, then its monthly budget for the ensuing Supply Year shall be the Default Schedule proposed by the SFPUC.

Monthly Wholesale Customer water budgets will be derived from annual Tier 2 allocations for purposes of accounting for excess use. Monthly Wholesale Customer water budgets shall be adjusted during the year to account for transfers of shortage allocation under Section 2.5 and transfers of banked water under Section 3.4.

2.5. Transfers of Shortage Allocations. Voluntary transfers of shortage allocations between the SFPUC and any Wholesale Customers, and between any Wholesale Customers, will be permitted using the same procedure as that for transfers of banked water set forth in Section 3.4. The SFPUC and BAWSCA shall be notified of each transfer. Transfers of shortage allocations shall be deemed to be an emergency transfer and shall become effective on the third business day after notice of the transfer has been delivered to the SFPUC. Transfers of shortage allocations shall be in compliance with Section 3.05 of the Agreement. The transferring parties will meet with the SFPUC, if requested, to discuss any effect the transfer may have on its operations.

SECTION 3. SHORTAGE WATER BANKING

3.1. Water Bank Accounts. The SFPUC shall create a water bank account for itself and each Wholesale Customer during shortages in conjunction with its resale customer billing process. Bank accounts will account for amounts of water that are either saved or used in excess of the shortage allocation for each agency; the accounts are not used for tracking billings and payments. When a shortage period is in effect (as defined in Section 1.4), the following provisions for bank credits, debits, and transfers shall be in force. A statement of bank balance for each Wholesale Customer will be included with the SFPUC's monthly water bills.

3.2. Bank Account Credits. Each month, monthly purchases will be compared to the monthly budget for that month. Any unused shortage allocation by an agency will be credited to that agency's water bank account. Credits will accumulate during the entire shortage period, subject to potential restrictions imposed pursuant to Section 3.2.1. Credits remaining at the end of the shortage period will be zeroed out; no financial or other credit shall be granted for banked water.

3.2.1. Maximum Balances. The SFPUC may suspend the prospective accumulation of credits in all accounts. Alternatively, the SFPUC may impose a ceiling on further accumulation of credits in water bank balances based on a uniform ratio of the bank balance to the annual water allocation. In making a decision to suspend the prospective accumulation of water bank credits, the SFPUC shall consider the available water supply as set forth in Section 1.1 of this Plan and other reasonable, relevant factors.

3.3. Account Debits. Each month, monthly purchases will be compared to the budget for that month. Purchases in excess of monthly budgets will be debited against an agency's water bank account. Bank debits remaining at the end of the fiscal year will be subject to excess use charges (see Section 4).

3.4. Transfers of Banked Water. In addition to the transfers of shortage allocations provided for in Section 2.5, voluntary transfers of banked water will also be permitted between the SFPUC and any Wholesale Customer, and among the Wholesale Customers. The volume of transferred water will be credited to the transferee's water bank account and debited against the transferor's water bank account. The transferring parties must notify the SFPUC and BAWSCA of each transfer in writing (so that adjustments can be made to bank accounts), and will meet with the SFPUC, if requested, to discuss any affect the transfer may have on SFPUC operations. Transfers of banked water shall be deemed to be an emergency transfer and shall become effective on the third business day after notice of the transfer has been delivered to the SFPUC. If the SFPUC incurs extraordinary costs in implementing transfers, it will give written notice to the transferring parties within ten (10) business days after receipt of notice of the transfer. Extraordinary costs means additional costs directly attributable to accommodating transfers and which are not incurred in non-drought years nor simply as a result of the shortage condition itself. Extraordinary costs shall be calculated in accordance with the procedures in the Agreement and shall be subject to the disclosure and auditing requirements in the Agreement. In the case of transfers between Wholesale Customers, such extraordinary costs shall be considered to be expenses chargeable solely to individual Wholesale Customers and shall be borne equally by the parties to the transfer. In the case of transfers between the SFPUC and a Wholesale Customer, the SFPUC's share of any extraordinary transfer costs shall not be added to the Wholesale Revenue Requirement.

3.4.1. Transfer Limitations. The agency transferring banked water will be allowed to transfer no more than the accumulated balance in its bank. Transfers of estimated prospective banked credits and the "overdrafting" of accounts shall not be permitted. The price of transfer water originally derived from the SFPUC system is to be determined by the transferring parties and is not specified herein. Transfers of banked water shall be in compliance with Section 3.05 of the Agreement.

SECTION 4. WHOLESALE EXCESS USE CHARGES

4.1. Amount of Excess Use Charges. Monthly excess use charges shall be determined by the SFPUC at the time of the declared water shortage consistent with the calendar in Section 6 and in accordance with Section 6.03 of the Agreement. The excess use charges will be in the form of multipliers applied to the rate in effect at the time the excess use occurs. The same excess use charge multipliers shall apply to the Wholesale Customers and all Retail Customers. The excess use charge multipliers apply only to the charges for water delivered at the rate in effect at the time the excess use occurred.

4.2 Monitoring Suburban Water Use. During periods of voluntary rationing, water usage greater than a customer's allocation (as determined in Section 2) will be indicated on each SFPUC monthly water bill. During periods of mandatory rationing, monthly and cumulative water usage greater than a Wholesale Customer's shortage allocation and the associated excess use charges will be indicated on each SFPUC monthly water bill.

4.3. Suburban Excess Use Charge Payments. An annual reconciliation will be made of monthly excess use charges according to the calendar in Section 6. Annual excess use charges will be calculated by comparing total annual purchases for each Wholesale Customer with its

annual shortage allocation (as adjusted for transfers of shortage allocations and banked water, if any). Excess use charge payments by those Wholesale Customers with net excess use will be paid according to the calendar in Section 6. The SFPUC may dedicate excess use charges paid by Wholesale Customers toward the purchase of water from the State Drought Water Bank or other willing sellers in order to provide additional water to the Wholesale Customers. Excess use charges paid by the Wholesale Customers constitute Wholesale Customer revenue and shall be included within the SFPUC's annual Wholesale Revenue Requirement calculation.

SECTION 5. GENERAL PROVISIONS GOVERNING WATER SHORTAGE ALLOCATION PLAN

5.1. Construction of Terms. This Plan is for the sole benefit of the parties and shall not be construed as granting rights to any person other than the parties or imposing obligations on a party to any person other than another party.

5.2. Governing Law. This Plan is made under and shall be governed by the laws of the State of California.

5.3. Effect on Agreement. This Plan describes the method for allocating water between the SFPUC and the collective Wholesale Customers during system-wide water shortages of 20 percent or less. This Plan also provides for the SFPUC to allocate water among the Wholesale Customers in accordance with directions provided by the Wholesale Customers through BAWSCA under Section 2.2, and to implement a program by which such allocations may be voluntarily transferred among the Wholesale Customers. The provisions of this Plan are intended to implement Section 3.11(C) of the Agreement and do not affect, change or modify any other section, term or condition of the Agreement.

5.4. Inapplicability of Plan to Allocation of SFPUC System Water During Non-Shortage Periods. The SFPUC's agreement in this Plan to a respective share of SFPUC system water during years of shortage shall not be construed to provide a basis for the allocation of water between the SFPUC and the Wholesale Customers when no water shortage emergency exists.

5.5. Termination. This Plan shall expire at the end of the Term of the Agreement.. The SFPUC and the Wholesale Customers can mutually agree to revise or terminate this Plan prior to that date due to changes in the water delivery capability of the SFPUC system, the acquisition of new water supplies, and other factors affecting the availability of water from the SFPUC system during times of shortage.

SECTION 6. ALLOCATION CALENDAR

6.1. Annual Schedule. The annual schedule for the shortage allocation process is shown below. This schedule may be changed by the SFPUC to facilitate implementation.

6.1.1

In All Years	Target Dates
1. SFPUC delivers list of annual purchases by each Wholesale Customer during the immediately preceding Supply Year	November 1
2. SFPUC meets with the Wholesale Customers and presents water supply forecast for the following Supply Year	February
3. SFPUC issues initial estimate of available water supply	February 1
4. SFPUC announces potential first year of drought (if applicable)	February 1
5. SFPUC and Wholesale Customers meet upon request to exchange information concerning water availability and projected system-wide purchases	February 1-May 31
6. SFPUC issues revised estimate of available water supply, and confirms continued potential shortage conditions, if applicable	March 1
7. SFPUC issues final estimate of available water supply	April 15 th or sooner if adequate snow course measurement data is available to form a robust estimate on available water supply for the coming year.
8. SFPUC determines amount of water available to Wholesale Customers collectively	April 15 th or sooner if adequate snow course measurement data is available to form a robust estimate on available water supply for the coming year.

In Drought Years	Target Dates
9. SFPUC formally declares the existence of water shortage emergency (or end of water shortage emergency, if applicable) under Water Code Sections 350 et. seq.	April 15-30
10. SFPUC declares the need for a voluntary or mandatory response	April 15-30
11. BAWSCA submits calculation to SFPUC of individual Wholesale Customers' percentage shares of water allocated to Wholesale Customers collectively	April 15- 30
12. SFPUC determines individual shortage allocations, based on BAWSCA's submittal of individual agency percentage shares to SFPUC, and monthly water budgets (Default Schedule)	April 25—May 10
13. Wholesale Customers submit alternative monthly water budgets (optional)	May 8-May 24
14. Final drought shortage allocations are issued for the Supply Year beginning July 1 through June 30	June 1
15. Monthly water budgets become effective	July 1
16. Excess use charges indicated on monthly Suburban bills	August 1 (of the beginning year) through June 30 (of the succeeding year)
17. Excess use charges paid by Wholesale Customers for prior year	August of the succeeding year

ATTACHMENT I

[NOT USED]

ATTACHMENT J

ATTACHMENT J

DEFINITIONS AND FORMULAS FOR CALCULATING PROPORTIONAL ANNUAL WATER USE

TABLE OF CONTENTS

This Attachment contains four sections, three figures, and five tables.

Section A:	Water Meters
Section B:	Calculation of Proportional Annual Water Use
Section C:	Data Requirements and Schedule
Section D:	County Line and In-City Terminal Reservoir Meter Calibration and Maintenance
Figure 1:	Locations of SFPUC County-Line Meters and In-City Terminal Reservoirs
Figure 2:	Generalized Schematic of Lake Merced Pump Station
Figure 3:	Locations of System Input and In-Line Meters
Table 1:	Base Usage and Allocation Rates
Table 2:	Locations of SFPUC County-line Meters and In-City Terminal Reservoirs
Table 3:	Locations of SFPUC System Input and In-line Meters
Table 4:	County-line Meters, In-City Terminal Reservoirs and Associated Metering Equipment
Table 5:	Meter Calibration and Maintenance Frequency

Table 1 presents the format for the water usage and allocation rate calculations for reference and to illustrate the definitions and formulas described in Sections A through C. Tables 2 and 3 list the meters whose locations are shown on Figures 1 and 3, respectively. Table

4 identifies the type of meter and associated metering equipment for the County-line Meters and Terminal Reservoirs. Table 5 identifies the meter calibration and maintenance frequency for the meters and equipment listed in Table 4.

SECTION A. WATER METERS

1. General

The Agreement provides that certain operating and maintenance expenses and the capital cost of certain categories of utility plant in service are to be allocated between San Francisco and the Wholesale Customers on the basis of proportionate annual usage of the Regional Water System. The purpose of this Attachment is to describe the meters and illustrate the method by which proportionate annual usage will be calculated.

2. Units of Measurement, Rounding, Conversion

The SFPUC will compile the usage data required to complete Table 1 annually. The units of measurement and conventions for converting and rounding will be as follows.

The data in the Table 1 will be presented, and the calculations contemplated by this Attachment shown, in units of millions of gallons per day (mgd), rounded to the nearest tenth of an mgd. Percentages (e.g., the City and Wholesale usage rates) shall be carried to two digits to the right of the decimal point and reduction factors shall be carried to four digits to the right of the decimal point. Data compiled by the SFPUC in units of hundreds of cubic feet per year (ccf) shall be converted to mgd by multiplying hundreds of cubic feet per year by 0.0000020493 (or 2.0493×10^{-6}) for non-leap years and 0.0000020437 (or 2.0437×10^{-6}) for leap years.

In rounding, if the rightmost digit dropped is 0 through 4, the preceding digit shall be left unchanged; if the rightmost digit dropped is 5 through 9, the preceding digit shall be increased by 1.

3. Location of Meters/Gauges

The SFPUC presently maintains meters and gauges that have been used to determine the proportionate usage of the Regional Water System, in accordance with the methods and calculations described in Exhibit J to the 1984 contract between San Francisco and the Wholesale Customers. These meters consist of “County-Line Meters,” “In-City Terminal Reservoir Meters” and “System Input and In-line Meters” as described in the following subsections. As new capital improvement projects are designed and constructed by the SFPUC, it may be necessary for new meters to be installed to ensure continued accurate determinations of the proportionate usage of the Regional Water System. “Planned meters” are included in the following subsections where planned capital improvement projects are likely to require the installation of additional meters.

a. County-line Meters

The SFPUC presently maintains meters at or near the San Mateo-San Francisco County line to measure flow through all transmission pipelines entering the City (“County-line Meters”). The existing and planned County-line Meters are listed in Table 2 and shown on Figures 1 and 2. Additional details pertaining to the County-line meters located at the Lake Merced Pump Station, and specifically to water deliveries from the pump station to Sunset Reservoir, Sutro Reservoir, and Lake Merced are provided below.

(1) County-Line deliveries to Sunset and Sutro Reservoirs

Water delivered to the City through the Sunset Supply Pipeline may be pumped from the Lake Merced Pump Station to either Sunset Reservoir or Sutro Reservoir located within the City. When water is pumped from the Lake Merced Pump Station to both Sunset and Sutro reservoirs simultaneously, the recording instrumentation on the Sunset and Sutro venturi meters are designed to record flows through both meters.

When water is pumped to Sutro Reservoir only (typically utilizing Pump No. 4 at the

Lake Merced Pump Station), the source water is from the Sunset Reservoir (not the County-line), and the direction of flow through the Sunset venturi meter is reversed. Under this pumping scenario, the recording instrumentation on the Sunset and Sutro venturi meters are designed to not record flow on their respective recorders such that the in-City transfer of water between Sunset and Sutro Reservoirs is not included as a County-line delivery to the City. Figure 2 provides a generalized schematic of the Lake Merced Pump Station and the typical direction of flow from the County-line, through the pump station.

(2) County-line deliveries to Lake Merced

In order to raise and maintain water levels in Lake Merced, the SFPUC occasionally delivers water directly from the Regional Water System to Lake Merced. Deliveries from the Regional Water System to Lake Merced are accomplished at the Lake Merced Pump Station. The procedure involves operating valves on the suction side of Sunset Pump No. 2 such that water may flow by gravity in the Sunset Supply Pipeline, from San Mateo County, across the County-line and into San Francisco, through Lake Merced Pump Station and into the Lake Merced wet well. A 16-inch pipeline connection on the suction side of Sunset Pump No. 2 allows for deliveries of water to the wet well (see Figure 2). Water deliveries from the Regional Water System to Lake Merced are considered County-line deliveries and an in-City usage in the calculation of water allocation rates.

b. In-City Terminal Reservoirs

Water usage by the City includes water deliveries from the SFPUC's "terminal reservoirs." The terminal reservoirs are: 1) Sunset Reservoir, 2) University Mound Reservoir, and 3) Merced Manor Reservoir. The terminal reservoirs are shown on Figure 1.

c. System Input and In-Line Meters

The SFPUC presently measures water flow into and through the Regional System utilizing "System Input and In-Line Meters." The existing and planned System Input and In-Line Meters are listed in Table 3 and shown on Figure 3.

d. Wholesale Customer Meters and City Retail Customer Meters Located Outside the Boundaries of the City

The SFPUC presently measures water deliveries from the Regional Water System to its Wholesale Customers at various locations where the water delivery systems of the individual Wholesale Customers tie into the Regional Water System. The meters at these locations are referred to as the Wholesale Customers' "master meters." The SFPUC also measures water deliveries from the Regional Water System to other customers located outside of the boundaries of the City that are not Wholesale Customers. Water deliveries to the Wholesale Customers and Retail Customers outside the City's boundaries that receive water from the Regional Water System are accounted for by the SFPUC's Customer Service Division as described in Section B.

4. Replacement and Relocation of Meters, Gauges, and Recording Devices.

The SFPUC presently equips all of its large venturi meters with differential pressure transmitters. The smaller meters utilize other methods and equipment to register and record flows. The SFPUC will maintain the meters, gauges, and recording devices described above in subsections (a), (b), (c), and (d) unless and until such meters, gauges, and recording devices are replaced.

The SFPUC may replace the meters, gauges, and recording devices described above in subsections (a), (b), (c), and (d) or install new meters, gauges, and recording devices at new locations, provided that such changes do not diminish the accuracy of the water flow measurements or impair the ability of the SFPUC to separate direct City water use from water use by the wholesale customers. Maintenance and calibration procedures for new or replaced equipment may change. Modified maintenance and calibration procedures for new or replaced equipment will conform to industry standards set forth in AWWA Manual M33, the applicable

standards in the International Society of Automation, and will implement the manufacturer's instructions for maintenance and calibration. The SFPUC will provide BAWSCA with advance written notice of any such changes, together with a brief explanation of the reasons therefor and a description of the type and location of the replacement. Such notice shall automatically amend the list of meters, gauges, and recording devices set forth above in subsections (a), (b), (c), and (d).

5. Recording of Water Flow Data

a. Flow Data

The City shall record and maintain data measuring base water flow throughout the SFPUC Regional Water System as necessary to determine proportional annual water usage.

b. Reservoir Data

The SFPUC shall record and maintain data measuring the levels of the terminal reservoirs described above in subsection A.3.b and shown on Figure 1 on an hourly basis. Flow values derived from reservoir level readings for all reservoirs in the SFPUC wholesale system shall be calculated using the tables contained in the SFPUC publication "Reservoir Data" (aka "The Weir Book"), which set forth the relationship between reservoir levels and water volumes, as such tables may be amended from time to time to reflect changes in the volumes of the various reservoirs. The tables to be used initially shall be those from the current edition of The Weir Book.

SECTION B. CALCULATION OF PROPORTIONAL ANNUAL
USAGE

"Base rates" means the percentages of annual SFPUC deliveries attributed to the Wholesale Customers and to City Retail Customers.

The percentage of annual SFPUC metered deliveries attributed to the Wholesale Customers (i.e., the wholesale base rate) shall be calculated for each fiscal year as described below and illustrated in Table 1. The item numbers listed below correspond to the item numbers listed in Table 1.

- (1) "Gross San Francisco County line base deliveries" shall equal the total amount of water flowing into the City's distribution system through transmission pipelines entering the City, as measured by the County-Line Meters described in Section A.3.a. and shown on Figures 1 and 2.
- (2) "Daly City base deliveries" shall equal the water flowing to Daly City through meter accounts provided downstream of the County-Line meters or through SFPUC's City Distribution Division. At present these accounts are:
 - (a) CSPL1/Macdonald Avenue Service (Account number 010084-01-0)
 - (b) Guttenberg Street Service (Account number 010013-01-3)
 - (c) Carter Street Service (Account numbers 284070-01-8 and 284071-01-6)

These accounts represent a portion of the total deliveries to Daly City. The quantities of water delivered to these four Daly City accounts are reported monthly in Form MGT441 by the SFPUC's Customer Service Division. These connections to meters are presently located within the City, and thus record water which has already been recorded by the SFPUC's master meters at the County line. So long as this condition continues, Daly City base deliveries shall be subtracted from "Gross San Francisco County line base deliveries."

- (3) "Net San Francisco base deliveries" shall equal the result of subtracting "Daly City base deliveries" from "Gross San Francisco County line base deliveries."

- (4) "Other suburban raw water base deliveries" shall equal the sum of all deliveries of raw (untreated) water to customers of the SFPUC located outside the City other than deliveries to the Wholesale Customers. "Other suburban raw water base deliveries" include deliveries of raw water in Alameda and San Mateo Counties to SFPUC Retail Customers, City departments and commissions, and other users affiliated with San Francisco.
- (5) "Other suburban treated water base deliveries" shall equal the sum of all deliveries of treated water to customers of the SFPUC located outside the City other than deliveries to the Wholesale Customers. Other suburban treated water base deliveries include deliveries of treated water to the SFPUC's Retail Customers in San Mateo, Santa Clara and Alameda Counties (such as NASA Ames Research Center and LLNL), to City departments and commissions and other users affiliated with San Francisco (such as the San Francisco International Airport, the San Francisco County Jail, and tenants of land owned by the City Recreation and Park Department).
- (6) "Other suburban base deliveries" shall equal the sum of "Other suburban raw water deliveries" and "Other suburban treated water deliveries." The combined amount of raw and treated water delivered to suburban entities other than the Wholesale Customers is reported monthly in Form MGT440 by the SFPUC's Customer Service Division.
- (7) "Total City base usage" shall equal "Net San Francisco base deliveries" plus "Other suburban base deliveries."
- (8) "Total wholesale base usage" shall equal the sum of all metered deliveries to the Wholesale Customers measured at their SFPUC master meters (including all deliveries to Daly City which are comprised of deliveries through meters located outside San Francisco and meters located inside San Francisco, deliveries through the latter of which are designated above in paragraph B.1.2 as "Daly City base

deliveries”). The quantity of water delivered to the individual Wholesale Customers, and the combined amount of water delivered to all Wholesale Customers is reported monthly in Form MGT440 by the SFPUC’s Customer Service Division.

- (9) “Total system base usage” shall equal “City base usage” plus “Wholesale base usage.”
- (10) “Wholesale base rate” shall equal the percentage obtained by dividing “Wholesale base usage” by “Total system base usage.”
- (11) “City base rate” shall equal the percentage obtained by subtracting “Wholesale base rate” from 100 percent.
- (12) “Base system input” shall equal all amounts of water supplied to the SFPUC Regional Water System, which presently comes from the following sources:
 - (a) Hetch Hetchy water as measured at the venturi meters on the 58-inch, 61-inch, and 78.5-inch San Joaquin Pipeline Nos. 1, 2, and 3 near Oakdale.
 - (b) Water supplied by HHWPD to LLNL as measured at the customer meter. Water delivered from the system to LLNL shall be deemed negative in sign for the purpose of determining “Base system input.”
 - (c) Hetch Hetchy water pumped from the Alameda siphons to San Antonio Reservoir as measured at the venturi meter on the 60-inch San Antonio pipeline. Water delivered from the system to San Antonio Reservoir shall be deemed negative in sign for the purpose of determining “Base system input.”

- (d) Sunol Valley Water Treatment Plant as measured at the meter on the 78-inch effluent pipeline.
- (e) Harry Tracy Water Treatment Plant as measured at the venturi meters on the 60-inch and 78-inch effluent pipelines.
- (f) Raw water deliveries to all SFPUC Retail Customers outside the City boundaries as measured at the customer meter. These deliveries are considered positive for the purposes of Table 1. Currently, raw water deliveries to the system are represented by the following account numbers contained in Form MGT440 prepared by the SFPUC's Customer Service Division:

266081-01-7 (Calaveras Nursery)
266081-02-5 (Calaveras Nursery)
264355-01-7 (Caltrans)
266084-02-9 (Color Spot Nursery)
272701-02-0 (Color Spot Nursery)
266069-02-0 (Crystal Springs Golf Course)
266078-02-1 (Dell Franklin)
266078-01-3 (Dells Nursery)
266084-01-1 (Hi-C Nursery)
272701-01-2 (Hi-C Nursery)
284112-01-8 (Hansen Aggregates)
266084-03-7 (Jeff Anhorn Nursery)
272701-03-8 (Jeff Anhorn Nursery)
266079-02-9 (Mission Valley Rock)
281043-01-8 (Mission Valley Rock)
267618-02-3 (Nagata Farms)
267618-01-5 (Nagata Farms)
266090-01-8 (Naka Nursery)

266091-01-6 (Naka Nursery)
 266090-02-6 (Naka Nursery)
 266091-02-4 (Naka Nursery)
 264315-02-9 (Pacific Nurseries)
 266076-01-7 (Sunol Christmas Tree Farm)
 266076-02-5 (Sunol Tree Farm)
 276095-01-5 (Sunol Valley Golf & Recreation)
 266077-02-3 (Ura Farm)
 264352-01-4 (Ura, John)
 266075-01-9 (Valley Crest)
 268276-01-1 (Valley Crest Nursery)
 266093-01-2 (Valley Crest Tree Company)
 268426-02-0 (Valley Crest Tree Company)
 266075-02-7 (Valley Crest Tree Company)
 266093-02-0 (Valley Crest Tree Company)
 268276-02-9 (Valley Crest Tree Company)
 266082-01-5 (Western Star Nursery)
 266089-01-0 (Western Star Nursery)
 267254-02-7 (Western Star Nursery)
 266082-02-3 (Western Star)
 266089-02-8 (Western Star)
 267254-03-5 (Western Star)

- (g) Raw water deliveries from Pilarcitos Reservoir and Crystal Springs Reservoir to Coastside County Water District as measured at the customer meters. These deliveries are considered positive for the purposes of Table 1. Currently, raw water deliveries to Coastside County Water District from both reservoirs are represented under account number 010027-01-9 contained in Form MGT441 prepared by the SFPUC's Customer Service Division:

- (h) Crystal Springs Balancing Reservoir. The flow into or out of the Crystal Springs Balancing Reservoir shall be calculated based on the changes in the amounts of water stored in the reservoir. The amounts of water stored shall be determined by the use of water level sensors, and the application of water level readings to a water level-storage capacity table. Decreases in storage, which indicate a flow from the Balancing Reservoir into the system, shall be deemed positive in sign. Increases in storage, which indicate a flow into the Balancing Reservoir from the system, shall be deemed negative in sign. Over the period of a year, the total flows into and out of Crystal Springs Balancing Reservoir are nearly equivalent. As such, total system input from Crystal Springs Reservoir shall be deemed zero for calculating current base rates.
- (i) Deliveries to Crystal Springs Reservoir as measured by the overflow weir at the Pulgas Pump Station. Deliveries from the system to Crystal Springs Reservoir (“spills”) shall be deemed negative in sign for the purpose of determining “Base system input.”
- (j) Terminal Reservoirs. The “terminal reservoirs” consist of Sunset Reservoir, University Mound Reservoir, and Merced Manor Reservoir, each located within the City of San Francisco. The flow into or out of the terminal reservoirs shall be calculated based on the changes in the amounts of water stored in them. The amounts of water stored shall be determined by the use of water level sensors, and the application of water levels to water level-storage capacity tables. Over the period of a year, the total flows into and out of terminal reservoirs are nearly equivalent. As such, total system input from the terminal reservoirs shall be deemed zero for calculating base rates.
- (k) Other Sources. Other sources of flow into, or from, the Regional Water System, shall be accounted for as “other sources.” Examples of other

sources of system input would include intertie water deliveries between the Regional System and the Santa Clara Valley Water District, and between the Regional System and the East Bay Municipal Utilities District, and deliveries of raw water from Crystal Springs Reservoir in the event of an emergency. Flows from the system shall be deemed negative in sign for the purpose of determining "Base system input."

- (13) "Total base system input" shall equal the sum of the system inputs from the sources described in paragraph B.1.12.
- (14) "Joint system loss reduction factor" shall equal "Total system base usage" divided by "Total base system input." "Joint system loss reduction factor" shall not exceed 1.0.
- (15) "Daly City reduction factor" shall equal "Net San Francisco base deliveries" divided by "Gross San Francisco County line base deliveries." "Daly City reduction factor" shall not exceed 1.0.
- (16) "Total suburban base deliveries" shall equal "Other suburban base deliveries" plus "Total wholesale base usage."
- (17) "Suburban reduction factor" shall equal "Wholesale base usage" divided by "Total suburban base deliveries." "Suburban reduction factor" shall not exceed 1.0.
- (18) "HHWPD Deliveries above Oakdale" shall equal the total amount of water delivered by the HHWPD to users located above the system input meters in Oakdale. Water users located above the system input meters in Oakdale are currently represented by Groveland Community Services District and the HHWPD facility at Moccasin.

- (19) “HH Reduction Factor” is calculated for the purpose of determining the Wholesale Customers’ share of the Hetch Hetchy Assessment. The factor shall equal a fraction, the numerator of which is the total system input measured at the Oakdale meters (Table 1, line 12.a) and the denominator of which is the sum of the total system input measured at the Oakdale meters (Table 1, line 12.a) plus the total “HHWPD deliveries above Oakdale” (Table 1, line 18).

SECTION C.

DATA REQUIREMENTS AND SCHEDULE

1. Collection and Dissemination of Data

The SFPUC presently compiles daily flow data for the County-line meters, System Input and In-Line Meters, and daily reservoir water level data, and provides copies of that data to the Wholesale Customers (through BAWSCA) on a monthly basis. The SFPUC also provides copies of wholesale “Suburban Resale” and City Retail water usage data to BAWSCA on a monthly basis. Additionally, the SFPUC provides BAWSCA access to flow data for the meters as reported and recorded by the SFPUC’s SCADA system.

The SFPUC shall continue to provide the flow and water usage data described above to BAWSCA on a monthly basis, and shall continue to allow BAWSCA access to the SCADA system data, so that a coordinated effort between the SFPUC and BAWSCA will allow for updating Table 1 of this Attachment annually on a timely basis.

It shall continue to be the SFPUC’s responsibility to compile the data necessary to update Table 1 of this Attachment annually and the City shall deliver to BAWSCA, for review and approval, copies of the updated Table 1 by September 15 for the fiscal year ending the preceding June 30, as shown by the schedule contained in Section C.3.

Upon reasonable notice to the General Manager of the SFPUC, BAWSCA shall be given access to all water flow and usage records compiled by the SFPUC, including raw data, at reasonable times during business hours and shall have the right to copy such records and data at its expense.

2. Lack of Data

The parties recognize that, because of human error, mechanical failure, or other unplanned events, portions of the data required for the calculation of the usage rates and ratios described in Sections B and C of this Attachment occasionally may be unavailable or incorrect. In the event that such data are unavailable or inaccurate, the SFPUC shall make a reasonable estimate of the unavailable or incorrect data or use the most accurate alternative data that are available, and substitute the estimate therefor.

If the SFPUC uses an estimate of the unavailable or inaccurate data or alternative data, it shall provide BAWSCA with the following:

- (1) a description of the unavailable or inaccurate data and the estimation or substitution of data used therefor;
- (2) an explanation of the cause of the missing or inaccurate data and the reasons underlying the SFPUC's estimation or substitution of alternate data; and
- (3) a statement of how the error or malfunction that caused the unavailability or inaccuracy of the data will be avoided in the future.

The SFPUC shall provide this information to BAWSCA upon calculation by the SFPUC of the usage rates and ratios described in this Attachment for the fiscal year in question.

3. Schedule for Completing the Annual Calculations of Water Usage Rates

The parties recognize the importance of updating Table 1 of this Attachment annually in a timely manner, and that historically, doing so has required a coordinated effort between the SFPUC and BAWSCA. To assure timely completion of the annual calculations of water usage rates and ratios, the parties agree to adhere to the following schedule.

(1) By August 15: The SFPUC shall forward to BAWSCA all data for the fiscal year ending the preceding June 30, necessary to make a determination of the base water usage and base allocation rates for the Wholesale Customers and the City.

(2) By September 15. The City shall deliver to BAWSCA, for review and approval, draft copies of the updated Table 1 for the fiscal year ending the preceding June 30.

(3) Between September 15 and October 15. The SFPUC and BAWSCA shall reconcile any discrepancies or inaccuracies in the draft calculations of water usage rates and shall reach agreement on a final updated Table 1 for the fiscal year ending the preceding June 30.

(4) By November 1. The SFPUC shall deliver to BAWSCA a finalized updated Table 1, signed by the SFPUC General Manager, or appropriate designee, representing the water usage rates agreed upon by the SFPUC and BAWSCA, for the fiscal year ended June 30.

(5) By November 15. BAWSCA shall return the finalized Table 1 to the SFPUC, counter-signed by the BAWSCA General Manager/CEO. If the SFPUC does not receive the countersigned Table 1 from BAWSCA by November 15, it may use the water use data as contained in the Table 1 delivered pursuant to paragraph (4) above, subject to arbitration as provided in section 8.01 of the Agreement.

SECTION D. COUNTY LINE AND IN-CITY TERMINAL RESERVOIR METER CALIBRATION AND MAINTENANCE

1. General

This section refers only to the County-Line and In-City Terminal Reservoir Meters. The term “meter(s)” includes the primary meter itself (most of the primary meters in the SFPUC’s water system are Venturi-type flow meters) as well as any and all of the associated equipment used to measure, record, and transmit flow and water level data. The metering equipment associated with the primary metering device (also referred to as the secondary metering equipment) includes differential pressure transmitters, recorders, telecommunications equipment and the portion of the SFPUC’s Supervisory Control and Data Acquisition (SCADA) System that is used to transmit flow and water level measurements from the water meter to the computer terminal that records the measured data.

The County-Line and In-City Terminal Reservoir meters, their general locations, and their associated metering equipment are listed in Table 4.

2. Frequency and Type of Work to be Performed

The meters, water level sensors, and associated metering equipment are to be inspected, tested, calibrated, and maintained according to the applicable meter calibration and maintenance frequency specified in Table 5.

3. Components of the Calibration and Maintenance Work

The SFPUC will contract with an independent metering consultant to perform periodic inspections, testing, servicing and calibrations of the meters and metering equipment for the County-line meters and In-City Terminal Reservoirs. The metering consultant's calibration and maintenance work will include the following components:

- Annual Pitot Tube Tests: Pitot tube flow tests shall be performed once a year on all Venturi-type flow meters. See Sections 4.b and 4.c for further detail.
- Quarterly Secondary Meter Equipment Testing and Calibration: The secondary metering equipment shall be tested for accuracy and calibrated quarterly at five input levels (0%, 25%, 50%, 75% and 100% of the full range of flow). See Section 4.a for further detail.
- Cleaning: Clean and remove dust, oils, dirt, etc. from all instruments.
- Flushing: Flush and clean Venturi tube differential pressure (D/P) sensing lines.
- Inspecting: Inspections for mechanical fatigue, leaky pipes and fittings, worn parts, and improper operation of electrical/electronic equipment.
- Lubrication: Mechanical parts shall be lubricated as needed.

4. Calibration Procedures

The metering consultant shall continue to calibrate and maintain the County-line meters and metering equipment listed in Table 4 in accordance with the frequency of work specified in Table 5. The work includes documenting meter readings and accuracy before and after calibration. Specific tasks to be completed by the metering consultant are as follows:

- a) Quarterly testing and calibration. The secondary metering equipment shall be tested and calibrated quarterly using NIST Traceable test equipment, and a "dead weight tester."

The system loop error for the secondary metering equipment is determined by connecting its output to the differential pressure transmitter and adjusting the dead weight tester to 5 places over the full range of flow: 0%, 25%, 50%, 75% and 100%, while all instruments in the loop are connected. For water level transmitters, provide simulated test head equal to full range of the transmitter being calibrated, comparing the simulated test head to its 4-20 milliamp output signal to determine transmitter error and calibration requirements. The system loop error for the secondary metering equipment may not exceed $\pm 2\%$. The individual components of the secondary metering equipment shall also be tested at the same 5 input levels and calibrated as necessary to ensure the error of the system and individual components does not exceed $\pm 2\%$.

- b) Annual Pitot Tube Testing and Calibration. Annual Pitot tube testing shall be conducted for a comparison of flow totalized by the Pitot tube test equipment and the totalizer used by the SFPUC for water measurement and billing purposes. Annual Pitot tube flow testing shall be performed on all flow meters for assessment of Venturi error using the Annubar continuous flow method at 22% of the pipe radius. Pitot tube flow testing must be conducted continuously for a minimum of 30 minutes per test.

The Pitot tube flow tests are first performed before any of the secondary metering instruments are calibrated to determine the total system error (system consisting of the primary metering device and secondary metering equipment). Once the total system loop error has been established, perform secondary loop instrument testing and calibration as per the quarterly testing and calibration procedures described in 4.a above. If the total system error exceeds $\pm 2\%$ after calibration of the secondary metering equipment, minor adjustments to the differential pressure transmitter shall be made to correct (calibrate) the error in the Venturi meter. Repeat Pitot tube testing must be performed after the individual instrument calibration and differential pressure transmitter adjustments have been performed to establish that total system loop error is within $\pm 2\%$.

- c) Pitot tube testing shall be conducted at a flow rate representing the typical flow for the meter (and, if operationally possible, at three different flows ranging from a minimum to near maximum capacity flow).
- d) The metering consultant shall perform the meter testing and calibration procedures utilizing the meter characteristic curves (for example, the pressure drop vs. flow for a Venturi meter) that have been obtained during previous meter calibration and maintenance work.
- e) During each quarterly site visit, the metering consultant shall inspect, assess and document the condition of all metering equipment, including meter, gauges, indicators, recorders, transmitters and other instrumentation, used in the measurement and recording of flow rates and cumulative flow totals and shall document all operational problems with the calibration instruments and meters during the calibration process. Problems may include air entrainment, leakage, flow disturbance and unstable meter readings.
- f) Prior to each quarterly site visit, the metering consultant shall review prior calibration records and reports for each meter to determine if previously-identified errors or equipment deficiencies were corrected as previously recommended.
- g) Each quarter, the metering consultant shall submit a final report (See Section 6) containing all of the calibration results for each meter tested and calibrated during the quarter. The metering consultant's report shall include a narrative description of the work conducted on each meter and meter calibration reports for the individual metering equipment. The quarterly report shall also address deficiencies that were not previously corrected according to the recommendations made in the prior report.

5. Calibration Instruments

The instrument used for flow testing of the primary meter (Venturi) must meet the accuracy standards required by the American Water Works Association (AWWA), and be

capable of measuring actual flows with an error of less than +/- 2%. If a particular calibration instrument is not rated for accuracy by the AWWA, its accuracy will be determined by reference to its manufacturer's representations as to accuracy.

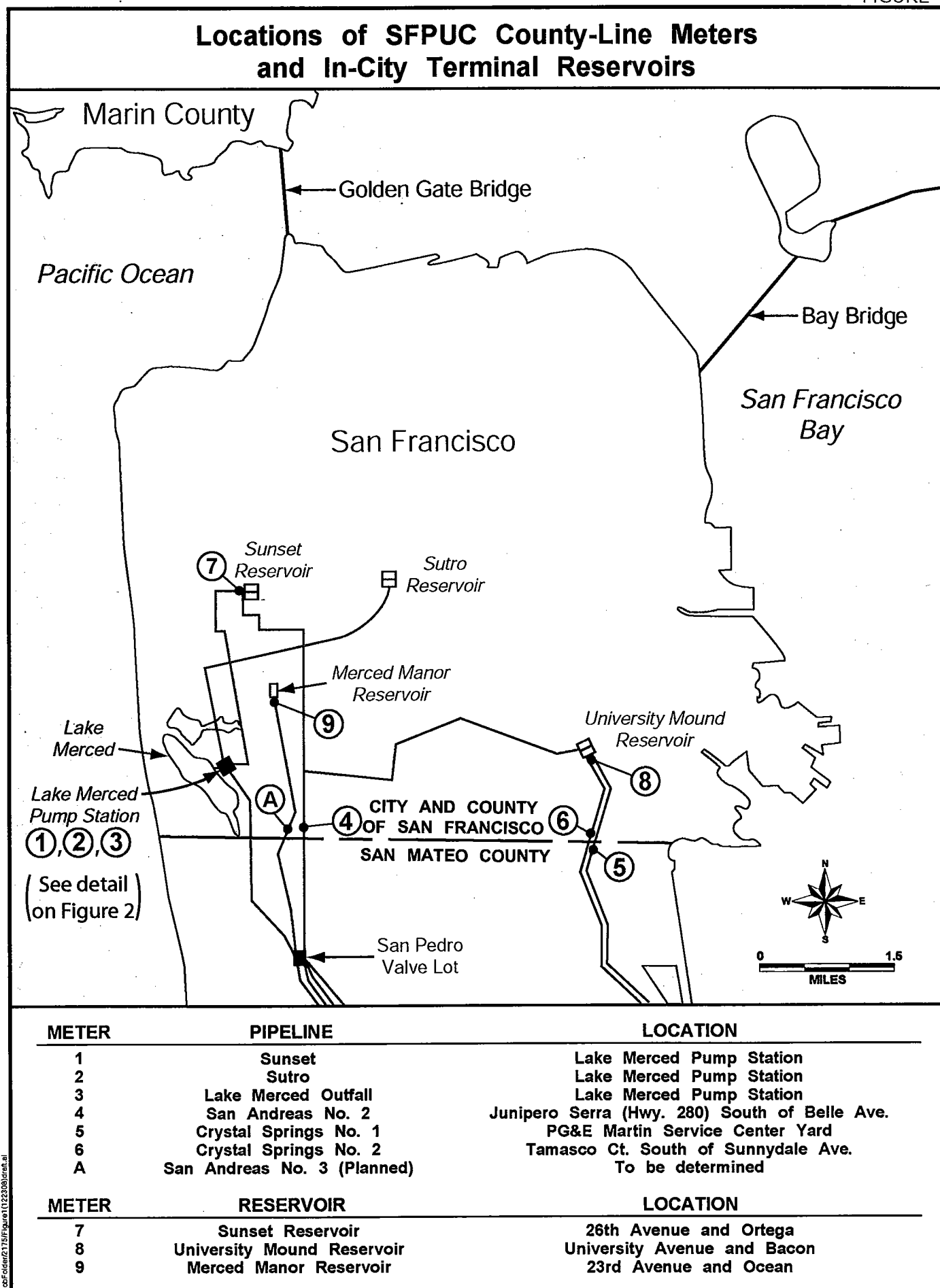
6. Calibration Reports

Within fourteen (14) working days after the beginning of each quarter, the metering consultant shall submit a written progress report of the work performed during the previous quarter. Each quarterly report will describe the results of the meter calibrations and any other tasks performed. The report will also include comments regarding any observations of abnormal conditions and any recommendations regarding these meters and their related equipment.

The reports must include complete descriptions and status of meters and related equipment, dates and times of service, all calibration specifics, pipeline dimensions, range of flow rates and totalized volumes, before and after error analysis and accuracy levels achieved, testing equipment used, and the name(s) of the person(s) that performed the work.

When appropriate and necessary, the metering consultant shall provide recommendations for improving the accuracy and reliability of the equipment and/or the methods of data collection. If, in the opinion of the metering consultant, the condition of a meter or its associated metering equipment is found to be defective, damaged, or otherwise in need of immediate repair or replacement, the metering consultant shall: 1) promptly notify the appropriate SFPUC personnel of the problem and recommend a solution to the problem so that the SFPUC can determine how to address it and, 2) include the problem description in its quarterly report.

FIGURE 1



Generalized Schematic of Lake Merced Pump Station

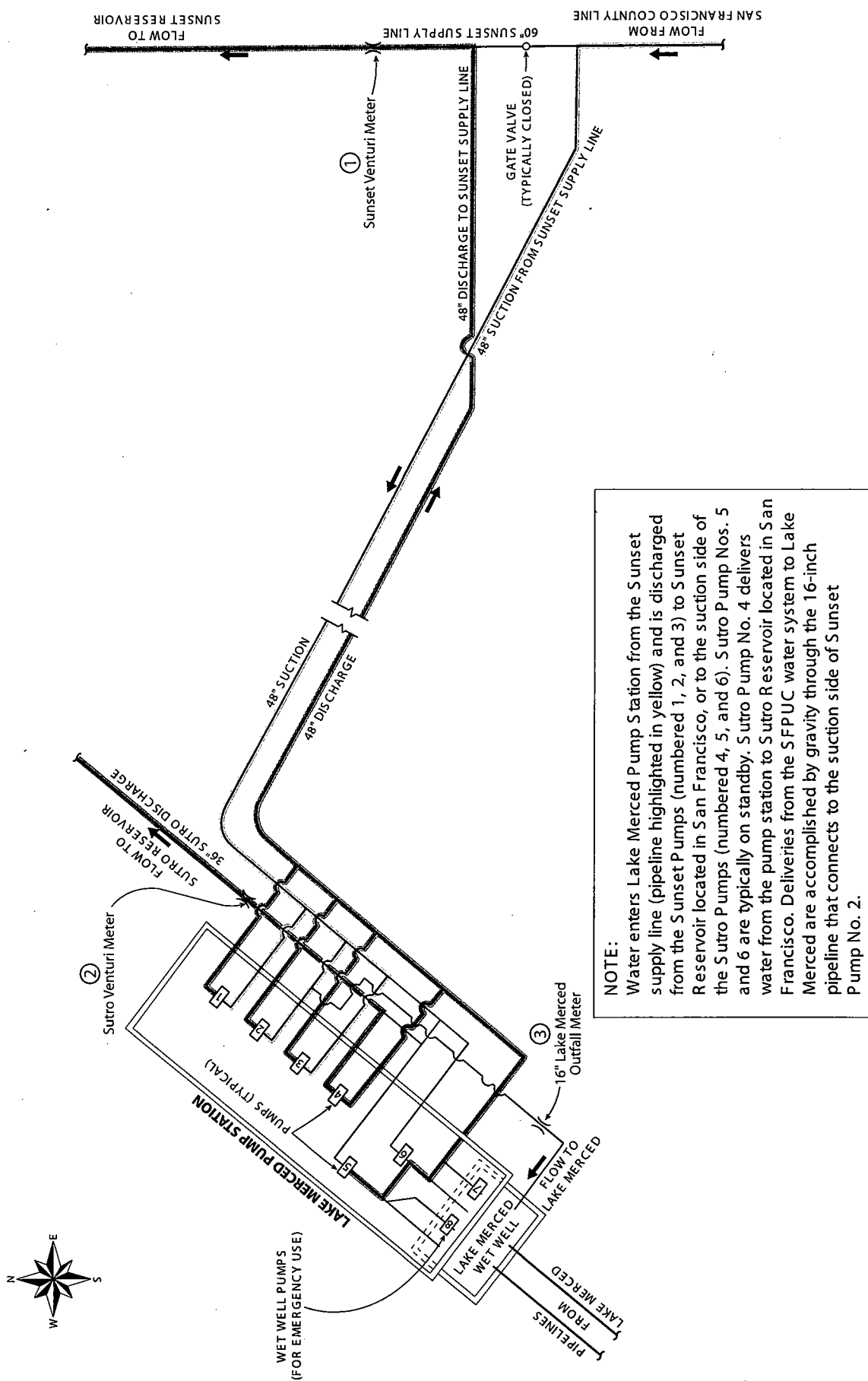
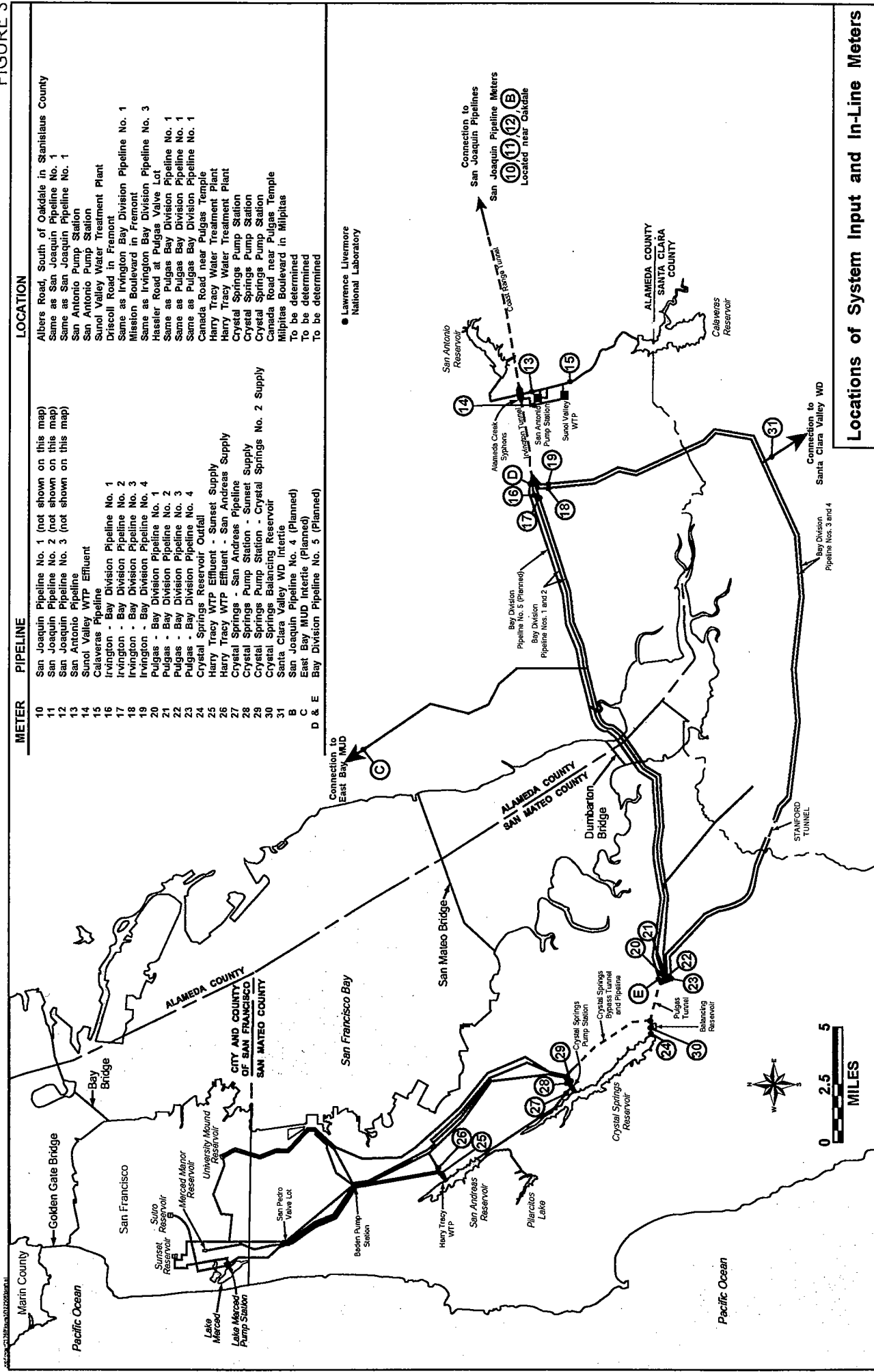


FIGURE 3



Locations of System Input and In-Line Meters

Table 1
Base Usage (mgd) and Allocation Rates

(1) Usage	(2) Definition	(3) 2004-05	(4) 2005-06	(5) 2006-07	(6) 2007-08	(7) 2008-09	(8) 2009-10
1. Gross S.F. Co. line	B.1	79.5	78.3	75.7			
2. Daly City portion	B.2	0.2	0.2	0.2			
3. Net S.F.	(1-2)	79.3	78.1	75.5			
4. Other suburban raw water	B.4	0.4	0.5	0.7			
5. Other suburban treated water	B.5	4.1	3.4	3.9			
6. Total other suburban	(4+5)	4.5	3.9	4.6			
7. Total City usage	(3+6)	83.8	82.0	80.1			
8. Total wholesale usage	B.8	167.4	164.4	175.8			
9. Total system usage	(7+8)	251.2	246.4	255.9			
10. Wholesale alloc. rate	(8/9)	66.63%	66.72%	68.70%			
11. City alloc. rate	(100%-10)	33.37%	33.28%	31.30%			
12a. HHWPD input (Oakdale)	B.12	194.7	202.6	227.3			
12b. Deliveries to LLNL	B.12	-0.4	-0.9	-0.9			
12c. HH to San Ant. Res.	B.12	-3.8	-1.8	-11.6			
12d. Sunol Valley WTP	B.12	28.5	29.4	17.6			
12e. Harry Tracy WTP	B.12	45.2	40.4	41.2			
12f. Raw water deliveries	B.12	0.4	0.4	0.7			
12g. Deliveries to Coastside Co. WD	B.12	1.8	1.6	2.1			
12h. Crys. Sprs. Bal. Res.	B.12	0.0	0.0	0.0			
12i. Spill to CS Res.	B.12	-19.9	-42.6	-37.1			
12j. Terminal Reservoirs	B.12	0.0	0.0	0.0			
12k. Other sources	B.12	0.0	1.9	3.8			
13. Total system input	B.13	246.5	231.0	243.1			
14. Jt. sys. loss red. fact.	(9/13)	1.0000	1.0000	1.0000			
15. Daly City red. factor	(3/1)	0.9975	0.9974	0.9974			
16. Total suburban	(6+8)	171.9	168.3	180.4			
17. Suburban red. factor	(8/16)	0.9736	0.9768	0.9745			
18. HHWPD Deliveries above Oakdale	B.18						
19. HH Reduction Factor	B.19	99.56%					

Table 2
Locations of SFPUC County-Line Meters and In-City Terminal Reservoirs

County-Line Meters

<u>Meter</u>	<u>Pipeline</u>	<u>Location</u>
1	Sunset	Lake Merced Pump Station
2	Sutro	Lake Merced Pump Station
3	Lake Merced Outfall	Lake Merced Pump Station
4	San Andreas No. 2	Junipero Serra (Hwy. 280) South of Belle Ave.
5	Crystal Springs No. 1	PG&E Martin Service Center Yard
6	Crystal Springs No. 2	Tamasco Ct. South of Sunnydale Ave.
A	San Andreas No. 3 (Planned)	To be determined

In-City Terminal Reservoirs

<u>Meter</u>	<u>Reservoir</u>	<u>Location</u>
7	Sunset Reservoir	26 th Avenue and Ortega
8	University Mound Reservoir	University Avenue and Bacon
9	Merced Manor Reservoir	23 rd Avenue and Ocean

Table 3
Locations of SFPUC System Input and In-Line Meters

<u>Meter</u>	<u>Pipeline</u>	<u>Location</u>
10	San Joaquin Pipeline No. 1	Albers Road, South of Oakdale in Stanislaus County
11	San Joaquin Pipeline No. 2	Same as San Joaquin Pipeline No. 1
12	San Joaquin Pipeline No. 3	Same as San Joaquin Pipeline No. 1
13	San Antonio Pipeline	San Antonio Pump Station
14	Sunol Valley WTP Effluent	San Antonio Pump Station
15	Calaveras Pipeline	Sunol Valley Water Treatment Plant
16	Irvington – Bay Division Pipeline No. 1	Driscoll Road in Fremont
17	Irvington – Bay Division Pipeline No. 2	Same as Irvington Bay Division Pipeline No.1
18	Irvington – Bay Division Pipeline No. 3	Mission Boulevard in Fremont
19	Irvington – Bay Division Pipeline No. 4	Same as Irvington Bay Division Pipeline No.3
20	Pulgas – Bay Division Pipeline No. 1	Hassler Road at Pulgas Valve Lot
21	Pulgas – Bay Division Pipeline No. 2	Same as Pulgas Bay Division Pipeline No. 1
22	Pulgas – Bay Division Pipeline No. 3	Same as Pulgas Bay Division Pipeline No. 1
23	Pulgas – Bay Division Pipeline No. 4	Same as Pulgas Bay Division Pipeline No. 1
24	Crystal Springs Reservoir Outfall	Canada Road near Pulgas Temple
25	Harry Tracy WTP Effluent – Sunset Supply	Harry Tracy Water Treatment Plant
26	Harry Tracy WTP Effluent – San Andreas Supply	Harry Tracy Water Treatment Plant
27	Crystal Springs – San Andreas Pipeline	Crystal Springs Pump Station
28	Crystal Springs Pump Station – Sunset Supply	Crystal Springs Pump Station
29	Crystal Springs Pump Station – Crystal Springs No. 2 Supply	Crystal Springs Pump Station
30	Crystal Springs Balancing Reservoir	Canada Road near Pulgas Temple
31	Santa Clara Valley WD Intertie	Milpitas Boulevard in Milpitas
B	San Joaquin Pipeline No. 4 (Planned)	To be determined
C	East Bay MUD Intertie (Planned)	To be determined
D&E	Bay Division Pipeline No. 5 (Planned)	To be determined

TABLE 4
SFPUC COUNTY-LINE METERS, IN-CITY TERMINAL RESERVOIRS,
AND ASSOCIATED METERING EQUIPMENT

County-Line Meter	Meter Type	Location
1. Sunset	60" Venturi	Lake Merced Pump Station
Associated Metering Equipment:	<ul style="list-style-type: none">• Rosemount D/P transmitter• Honeywell recorder• SCADA	
2. Sutro	36" Venturi	Lake Merced Pump Station
Associated Metering Equipment:	<ul style="list-style-type: none">• Rosemount D/P transmitter• Honeywell recorder• SCADA	
3. Lake Merced Outfall	16" Mag. Meter	Lake Merced Pump Station
Associated Metering Equipment:	<ul style="list-style-type: none">• Honeywell recorder• SCADA	
4. San Andreas No. 2	36" Venturi	Junipero Serra (Hwy. 280) south of Belle Avenue
Associated Metering Equipment:	<ul style="list-style-type: none">• Yokogawa D/P transmitter• NLS display• AGM electronics• Honeywell recorder• SCADA	
5. Crystal Springs No. 1	44" Venturi	PG&E Martin Service Center Yard
Associated Metering Equipment:	<ul style="list-style-type: none">• Yokogawa D/P transmitter• NLS display• AGM electronics• Honeywell recorder• SCADA	
6. Crystal Springs No. 2	60" Venturi	Tamasco Ct. south of Sunnydale Avenue
Associated Metering Equipment:	<ul style="list-style-type: none">• Yokogawa D/P transmitter• NLS display• AGM electronics• SCADA	
In-City Terminal Reservoirs		
1. Sunset	Pressure Transducer	26 th Avenue and Ortega
Associated Metering Equipment:	<ul style="list-style-type: none">• Honeywell recorder• SCADA	
2. Merced-Manor	Pressure Transducer	23 rd Avenue and Ocean
Associated Metering Equipment:	<ul style="list-style-type: none">• Honeywell recorder• SCADA	
3. University Mound	Pressure Transducer	University Avenue and Bacon
Associated Metering Equipment:	<ul style="list-style-type: none">• Honeywell recorder• SCADA	

TABLE 5
METER CALIBRATION AND MAINTENANCE FREQUENCY

METER/ EQUIPMENT	FREQUENCY			WORK TO BE PERFORMED (See Work Codes Listed Below)					
	Quarterly	Semi- Annual	Annual	CA	CL	FL	IN	LU	PT
Venturi Meters			X	X		X (1)	X (1)		X
Magnetic Meters		X		X (2)	X (2)		X (2)		
Yokagawa D/P Transmitters	X			X	X	X	X		
Rosemount D/P Transmitters	X			X	X	X	X		
Honeywell Recorders	X			X	X		X		
Water Level Sensors (Pressure Transducers)	X			X	X		X		
SCADA Electronics	X			X					
AGM Electronics	X			X					
NLS Digital Displays	X			X					
Electrostatic 24V DC Power Supplies			X				X (3)		
ASCO Solenoids			X		X		X (4)	X	

WORK CODES:

CA = CALIBRATE; CL = CLEAN; FL = FLUSH; IN = INSPECT; LU = LUBRICATE; PT = PITOT TUBE TEST.

NOTES:

- (1) Inspection and flushing requirements for Venturi meters refer to the pressure tubing from the meter to the differential pressure transmitter.
- (2) May calibrate using clamp-on meter where conditions allow. Inspection and cleaning requirements for magnetic meters refer to the sensors or probes that are inserted through the pipe wall.
- (3) Adjust voltage if necessary.
- (4) Replace rubber ware as needed.

ATTACHMENT K

ATTACHMENT K-1
WHOLESALE CUSTOMERS' SHARE OF NET BOOK VALUE OF EXISTING ASSETS
****PRELIMINARY - TO BE SUBSTITUTED WITH FINAL 6/30/09 VALUES****
(Section 5.03)

	Notes	Projected Value		
		Water	Hetch Hetchy	Total
Regional System Net Plant as of 6/30/08 (Actual)	1	\$ 435,639,907	\$ 66,135,724	
Less: Projected Depreciation on Regional Assets	2	\$ (32,526,143)	\$ (3,598,189)	
Plus: Projected FY 2008-09 Capital Additions	3	\$ 62,771,153	\$ -	
Projected Regional System Net Plant as of 6/30/09		\$ 465,884,917	\$ 62,537,535	
Plus: Projected Construction Work In Progress (CWIP) as of 6/30/09	4	\$ 16,928,503	\$ 5,807,023	
Projected Regional System Net Plant and CWIP as of 6/30/09		\$ 482,813,420	\$ 68,344,558	\$ 551,157,978
Allocation Factor:	5	70.1%	64.2%	
Wholesale Share of Projected Regional System Net Plant as of 6/30/09		\$ 326,585,327	\$ 40,149,098	\$ 366,734,424
Plus: Wholesale Share of Projected CWIP as of 6/30/09	6	\$ 11,866,881	\$ 3,728,109	\$ 15,594,989
Wholesale Share of Projected Net Plant and CWIP as 6/30/09		\$ 338,452,207	\$ 43,877,206	\$ 382,329,414
Interest Rate:		5.13%	5.13%	
Term (Yrs):		25	25	
Monthly Principal & Interest		\$ 2,004,277	\$ 259,836	\$ 2,264,113
Annual Wholesale Revenue Requirement Amount		\$ 24,051,326	\$ 3,118,033	\$ 27,169,359

Notes

- 1 FAACS 120A Report as of 6/30/08
- 2 SFPUC Estimate
- 3 SFPUC Estimate based on projects and amounts as follows:

	<u>Water Assets</u>
CUW358 Sunset Reservoir (North Basin)	\$ 57,382,744
CUW 365 Cross Connection Controls	\$ 3,679,415
CUW 394 Watershed Land Acquisition	\$ 1,708,994
Total Additions	\$ 62,771,153
4 CWIP based on balance as 6/30/08 plus YTD expenditures (see Attachment K-2)	
5 Fixed allocation factors based on dollar weighted 5-year average of J-Table allocation factors (2003-04 through 2007-08)	
6 Wholesale share CWIP based on balance as 6/30/08 plus YTD expenditures (see Attachment K-2)	

ATTACHMENT K-2
WHOLESALE CUSTOMERS' SHARE OF THE BOOK VALUE OF REVENUE FUNDED CAPITAL EXPENDITURES
****PRELIMINARY - TO BE SUBSTITUTED WITH FINAL 6/30/09 VALUES****
(Section 5.03)

[1] Project No.	[2] Project Description	[3] Rate Class	[4] CWIP as of 6/30/08	[5] FY 2008-09 Expenditures	[6] Reduction for 02A Funding	[7] CWIP as 6/30/09	[8] Water Related CWIP	[9] Wholesale Share
A. Water Enterprise								
1 Regional Projects								
CUW352	Alameda Creek Fishery	Joint	\$ 2,007,607	\$ 224,582	\$ 2,232,189	\$ -	\$ -	\$ -
CUW353	Seismic Upgrade @ Hayward Fault	Joint	\$ 3,129,234	\$ 1,967,625	\$ 5,096,859	\$ -	\$ -	\$ -
CUW354	LOWER CRYSTAL SPRINGS DAM-REV-SFWD	Joint	\$ 7,046,944	\$ 1,086,262	\$ 8,133,206	\$ -	\$ -	\$ -
CUW355	STANDBY POWER FACILITIES	Joint	\$ 3,715,276	\$ 6,596,849	\$ 10,312,125	\$ -	\$ -	\$ -
CUW357	Adit Leak Repairs	Joint	\$ 783	\$ 1,129	\$ 1,912	\$ -	\$ -	\$ -
CUW359	Irvington Tunnel	Joint	\$ 21,391,129	\$ 5,176,713	\$ 26,567,842	\$ -	\$ -	\$ -
CUW359		Joint	\$ 7,837,176	\$ -	\$ 7,837,176	\$ -	\$ -	\$ -
CUW361		Joint	\$ 368,057	\$ 1,383,959	\$ 1,752,016	\$ -	\$ -	\$ -
CUW361		Joint	\$ 1,255,545	\$ -	\$ 1,255,545	\$ -	\$ -	\$ -
CUW361	Pulgas Balancing Reservoir	Joint	\$ 1,248,002	\$ -	\$ 1,248,002	\$ -	\$ -	\$ -
CUW361		Joint	\$ 570,179	\$ -	\$ 570,179	\$ -	\$ -	\$ -
CUW361		Joint	\$ 712,921	\$ -	\$ 712,921	\$ -	\$ -	\$ -
CUW363	SCADA Phase II	Joint	\$ 1,335,371	\$ 1,738,045	\$ 3,073,416	\$ -	\$ -	\$ -
CUW363		Joint	\$ 1,062,050	\$ -	\$ 1,062,050	\$ -	\$ -	\$ -
CUW365	Cross Connection Control	Joint	\$ 3,635,172	\$ 547,801	\$ 4,182,973	\$ -	\$ -	\$ -
CUW367	HTWTP LT Impr	Joint	\$ 8,011,348	\$ 2,479,731	\$ 10,491,079	\$ -	\$ -	\$ -
CUW368		Joint	\$ 23,640,601	\$ -	\$ 23,640,601	\$ -	\$ -	\$ -
CUW368	BDPL Hydraulic Capacity	Joint	\$ 17,556,905	\$ 4,200,442	\$ 21,757,347	\$ -	\$ -	\$ -
CUW368		Joint	\$ 2,579,847	\$ -	\$ 2,579,847	\$ -	\$ -	\$ -
CUW370	Pipeline Readiness	Joint	\$ 5,320,934	\$ 328,070	\$ 5,649,004	\$ -	\$ -	\$ -
CUW371	CSPS and Pipeline	Joint	\$ 11,420,770	\$ 3,872,779	\$ 15,293,549	\$ -	\$ -	\$ -
CUW372	University Mound (N)	Joint	\$ 4,624,981	\$ 1,068,147	\$ 5,693,128	\$ -	\$ -	\$ -
CUW373		Joint	\$ 19,479,341	\$ 6,023,849	\$ 25,503,190	\$ -	\$ -	\$ -
CUW373	SIPL	Joint	\$ 7,199,051	\$ -	\$ 7,199,051	\$ -	\$ -	\$ -
CUW374		Joint	\$ 31,171,669	\$ 4,314,430	\$ 35,486,099	\$ -	\$ -	\$ -
CUW374	Calaveras Dam	Joint	\$ 2,366,343	\$ -	\$ 2,366,343	\$ -	\$ -	\$ -
CUW378	CSPL #2	Joint	\$ 7,453,098	\$ 913,369	\$ 8,366,467	\$ -	\$ -	\$ -
CUW379	SAPL #3	Joint	\$ 5,728,934	\$ 588,346	\$ 6,317,280	\$ -	\$ -	\$ -
CUW380	BDPK #3&4 Crossovers	Joint	\$ 3,855,357	\$ 1,083,888	\$ 4,939,245	\$ -	\$ -	\$ -
CUW381		Joint	\$ 5,450,995	\$ -	\$ 5,450,995	\$ -	\$ -	\$ -
CUW381	SVWTP Expansion	Joint	\$ 53,222	\$ 3,090,520	\$ 3,143,742	\$ -	\$ -	\$ -
CUW381		Joint	\$ 97,373	\$ -	\$ 97,373	\$ -	\$ -	\$ -
CUW382	SVWTP Treated Water Reservoir	Joint	\$ 5,799,505	\$ 575	\$ 5,800,080	\$ -	\$ -	\$ -
CUW384	Tesla	Joint	\$ 6,102,621	\$ 7,444,942	\$ 13,547,563	\$ -	\$ -	\$ -
CUW386	SAPS X-CONNECT & PUMP IMP 96A UEB	Joint	\$ 1,374,491	\$ 971,625	\$ 2,346,116	\$ -	\$ -	\$ -
CUW388		Joint	\$ 896,476	\$ 1,641,717	\$ 2,538,193	\$ -	\$ -	\$ -
CUW388	PEIR	Joint	\$ 1,331,676	\$ -	\$ 1,331,676	\$ -	\$ -	\$ -
CUW390	Desalination Pilot	Joint	\$ 175,165	\$ -	\$ 175,165	\$ -	\$ -	\$ -
CUW391	Baden/San Pedro Valve Lots	Joint	\$ 3,964,642	\$ 948,589	\$ 4,913,231	\$ -	\$ -	\$ -
CUW392	Program Management	Joint	\$ 2,452,297	\$ 5,081,444	\$ 7,533,741	\$ -	\$ -	\$ -
CUW393	BDPL #4 Condition Assessment	Joint	\$ 25,071	\$ 294,634	\$ 319,705	\$ -	\$ -	\$ -
CUW394	Watershed Environment Improvement	Joint	\$ 142,924	\$ 96,027	\$ 238,951	\$ -	\$ -	\$ -
CUW101	SAN ANDREAS PLANT EXPANSION #1	Joint	\$ 182	\$ 96,027	\$ -	\$ 96,209	\$ -	\$ 67,443
CUW111	LOWER CRYSTAL SPRINGS DAM-REV-SFWD	Joint	\$ 40,436	\$ -	\$ -	\$ 40,436	\$ -	\$ 28,346
CUW151	Baden PS	Joint	\$ 921	\$ 26,760	\$ 27,681	\$ -	\$ -	\$ 19,404
CUW161	Water Treatment Facilities	Joint	\$ 75,801	\$ 605	\$ 76,406	\$ -	\$ -	\$ 53,561
CUW178	SAPS X-CONNECT & PUMP IMP 96A UEB	Joint	\$ 104,902	\$ -	\$ 104,902	\$ -	\$ -	\$ 73,536
CUW202		Joint	\$ 50,808	\$ -	\$ 50,808	\$ -	\$ -	\$ 35,616
CUW202	Replace PCCP	Joint	\$ 285,003	\$ 64,256	\$ 349,259	\$ -	\$ -	\$ 244,831
CUW202		Joint	\$ 2,365	\$ -	\$ 2,365	\$ -	\$ -	\$ 1,658
CUW127	SCADA	Joint	\$ 50,029	\$ 2,481,274	\$ 2,531,303	\$ -	\$ -	\$ 1,774,443
CUW356	New Crystal Springs Bypass Tunnel	Joint	\$ 13,992,264	\$ 5,560,862	\$ 16,028,397	\$ 3,524,729	\$ -	\$ 2,470,835
CUW358	Sunset (N)	Joint	\$ 52,494,764	\$ 4,887,980	\$ 55,806,081	\$ 1,576,663	\$ -	\$ 1,105,241
CUW387	Tesla Portal Disinfection	Joint	\$ 2,377,262	\$ (1,996)	\$ 1,223,945	\$ 1,151,321	\$ -	\$ 807,076
CUW135		Joint	\$ 45,413	\$ -	\$ 45,413	\$ -	\$ -	\$ 31,835
CUW135	New Lines and Bypass Valves	Joint	\$ 153,983	\$ 620,156	\$ 774,139	\$ -	\$ -	\$ 542,671
CUW135		Joint	\$ 8,860	\$ -	\$ 8,860	\$ -	\$ -	\$ 6,211
CUW143		Joint	\$ 5,656	\$ -	\$ 5,656	\$ -	\$ -	\$ 3,965
CUW143	HH Water Treatment Plan	Joint	\$ 709,972	\$ 8,817	\$ 718,789	\$ -	\$ -	\$ 503,871
CUW143		Joint	\$ 96,292	\$ -	\$ 96,292	\$ -	\$ -	\$ 67,501
CUW186	SVWTP IMPROVEMENT PROJECT-CPB-SFWD	Joint	\$ 3,604	\$ -	\$ 3,604	\$ -	\$ -	\$ 2,526
CUW206		Joint	\$ 4,365	\$ -	\$ 4,365	\$ -	\$ -	\$ 3,060
CUW206	Tesla Portal/Thomas Shaft Emergency Disinfection	Joint	\$ 283,620	\$ 5,665	\$ 289,285	\$ -	\$ -	\$ 202,789
CUW206		Joint	\$ 227,004	\$ -	\$ 227,004	\$ -	\$ -	\$ 159,130
CUW231	Millbrae Labs	Joint	\$ 81,856	\$ 34,685	\$ 116,541	\$ -	\$ -	\$ 81,695
CUW236	TELSA/SJVH WQ MONITORING IMPR	Joint	\$ 152,963	\$ -	\$ 152,963	\$ -	\$ -	\$ 107,227
CUW366		Joint	\$ 16,523	\$ -	\$ 16,523	\$ -	\$ -	\$ 11,583
CUW366	HTWTP ST Improvements	Joint	\$ 1,398,798	\$ 5,732,626	\$ 7,131,424	\$ -	\$ -	\$ -
CUW366		Joint	\$ 1,452,901	\$ -	\$ 1,452,901	\$ -	\$ -	\$ -
CUW120	WATER QUALITY PLANNING STUDY	Joint	\$ 577	\$ -	\$ 577	\$ -	\$ -	\$ 404
CUW164	WATER VULNERABILITY STUDY-UEB	Joint	\$ 479	\$ -	\$ 479	\$ -	\$ -	\$ 336
CUW181	STANDBY POWER FACILITIES	Joint	\$ 5,905	\$ -	\$ 5,905	\$ -	\$ -	\$ 4,139
CUW210	Millbrae Administrative Bldg Remodel	Joint	\$ 7,803	\$ 321,553	\$ 329,356	\$ -	\$ -	\$ 230,879
CUW220	Calaveras Dam Evaluation	Joint	\$ 308,971	\$ -	\$ 308,971	\$ -	\$ -	\$ 216,589
CUW227	Watershed Facilities and Fencing	Joint	\$ 190,552	\$ 206,448	\$ 397,000	\$ -	\$ -	\$ 278,297
CUW228	Watershed Roads	Joint	\$ 358,434	\$ 85,337	\$ 443,771	\$ -	\$ -	\$ 311,083
CUW232	Crystal Springs Dam Discharge	Joint	\$ 363,823	\$ -	\$ 363,823	\$ -	\$ -	\$ 255,040
CUW242	Demolition of Unsafe Structures	Joint	\$ 311,548	\$ 22,741	\$ 334,289	\$ -	\$ -	\$ 234,337
CUW242		Joint	\$ 315	\$ -	\$ 315	\$ -	\$ -	\$ 221
CUW261	Regional R&R - Storage	Joint	\$ 275,694	\$ 277,958	\$ 553,652	\$ -	\$ -	\$ 388,110
CUW262	Regional R&R - Treatment	Joint	\$ 1,236,895	\$ 409,282	\$ 1,646,177	\$ -	\$ -	\$ 1,153,970
CUW262		Joint	\$ 277,383	\$ -	\$ 277,383	\$ -	\$ -	\$ 194,445

ATTACHMENT K-2
WHOLESALE CUSTOMERS' SHARE OF THE BOOK VALUE OF REVENUE FUNDED CAPITAL EXPENDITURES
****PRELIMINARY - TO BE SUBSTITUTED WITH FINAL 6/30/09 VALUES****
(Section 5.03)

[1] Project No.	[2] Project Description	[3] Rate Class	[4] CWIP as of 6/30/08	[5] FY 2008-09 Expenditures	[6] Reduction for O2A Funding	[7] CWIP as 6/30/09	[8] Water Related CWIP	[9] Wholesale Share
CUW263	Regional R&R - Transmission	Joint	\$ 768,422	\$ 797,659		\$ 1,566,081		\$ 1,097,823
CUW263		Joint	\$ 1,224,094	\$ -		\$ 1,224,094		\$ 858,090
CUW360	PLANNING - WSTD Sunol Quarry Reservoirs	Joint	\$ 2,513	\$ -		\$ 2,513		\$ 1,762
CUW934	BOA/BAW/13/F2/SFWD-CONT PROJ-OPER FD	Joint	\$ 59,479	\$ (2,210)	\$ 998,005	\$ (940,736)		\$ (659,456)
	TOTAL REGIONAL WATER PROJECTS		\$ 313,100,517	\$ 84,802,574	\$ 379,397,925	\$ 18,505,166		\$ 12,972,121
	Less Projects to be Capitalized in FY 2008-09					\$ 1,576,663		\$ 1,105,241
	ADJUSTED TOTAL REGIONAL WATER PROJECTS					\$ 16,928,503		\$ 11,866,881
2	Wholesale Direct							
	None							
B.	Hetch Hetchy Water & Power							
CUH703	Priest Reservoir By-pass	Joint	-	47,164		\$ 47,164	\$ 21,224	\$ 13,626
CUH762	SJPL Repairs	Water	53,616	255,011		\$ 308,627	\$ 308,627	\$ 198,139
CUH766	HH Security Improvements	Joint	164,478	261,601		\$ 426,079	\$ 191,736	\$ 123,094
CUH767	Power Transformers	Power	-	-		\$ -	\$ -	\$ -
CUH803	Street Lights	Power	-	40,506		\$ 40,506	\$ -	\$ -
CUH804	HH Roads	Joint	-	341,240		\$ 341,240	\$ 153,558	\$ 98,584
CUH829	HH SCADA	Joint	-	-		\$ -	\$ -	\$ -
CUH842	Moccasin Cottages Renovations	Joint	-	-		\$ -	\$ -	\$ -
CUH846	New Moccasin Penstock	Power	543,073	-		\$ 543,073	\$ -	\$ -
CUH851	Turbine Generator Renovations	Power	111,755	926,254		\$ 1,038,009	\$ -	\$ -
CUH868	Moccasin Energy Absorber	Power	-	-		\$ -	\$ -	\$ -
CUH876	Moccasin Phone System	Joint	-	15,677		\$ 15,677	\$ 7,055	\$ 4,529
CUH878	O'Shaughnessy Discharge/Toulumne River Channel Impr.	Joint	31,953	168,076		\$ 200,029	\$ 90,013	\$ 57,788
CUH891	Metering Muni Load	Power	18	4,361		\$ 4,379	\$ -	\$ -
CUH893	Cherry/Eleanor Pump Upgrade	Power	-	17,012		\$ 17,012	\$ -	\$ -
CUH896	Street Lights	Power	9,294	568,794		\$ 578,088	\$ -	\$ -
CUH899	Canyon Tunnel Penstock	Power	6,210	21,804		\$ 28,014	\$ -	\$ -
CUH915	UG Assessment/Hunters Point	Power	961,755	1,668,663		\$ 2,630,418	\$ -	\$ -
CUH926	Pipe Purchase	Water	-	13,667		\$ 13,667	\$ 13,667	\$ 8,774
CUH931	Microwave Replacement	Joint	3,157,491	156,270		\$ 3,313,761	\$ 1,491,192	\$ 957,346
CUH932	HH SCADA	Joint	-	-		\$ -	\$ -	\$ -
CUH825	Distribution System	Power	446,419	109,797		\$ 556,216	\$ -	\$ -
CUH941	HHP SCADA Security & Control, East/O'Shaughnessy	Joint	1,433,974	246,948		\$ 1,680,922	\$ 756,415	\$ 485,618
CUH942	O'Shaughnessy Dam Discharge Needle Valves	Joint	-	-		\$ -	\$ -	\$ -
CUH943	Renewable Energy	Power	-	-		\$ -	\$ -	\$ -
CUH945	SJPL Crossovers	Water	-	-		\$ -	\$ -	\$ -
CUH946	Facility Maintenance	Joint	-	239		\$ 239	\$ 108	\$ 69
CUH947	Sustainable Energy Account	Power	441,226	1,838,396		\$ 2,279,622	\$ -	\$ -
CUH948	Facility Maintenance - Transmission Lines	Power	70,631	101,295		\$ 171,926	\$ -	\$ -
CUH949	POW Maintenance	Power	-	-		\$ -	\$ -	\$ -
CUH950	HPH/KPH/MPH	Power	1,236,853	1,167,621		\$ 2,404,474	\$ -	\$ -
CUH955	Solar Monitoring	Power	222	-		\$ 222	\$ -	\$ -
CUH956	Facility Maintenance - Gate Valves	Water	275,213	-		\$ 275,213	\$ 275,213	\$ 176,687
CUH957	Moccasin Corrisson Control	Joint	48,023	110,986		\$ 159,009	\$ 71,554	\$ 45,938
CUH958	Generation Metering	Power	-	18,811		\$ 18,811	\$ -	\$ -
CUH959	Moccasin Reservoir Water Quality	Water	109,379	-		\$ 109,379	\$ 109,379	\$ 70,221
CUH960	Solar Power Project	Power	6,480	(5,333)		\$ 1,147	\$ -	\$ -
CUH861	MECA Solar	Power	-	26,369		\$ 26,369	\$ -	\$ -
CUH962	SF Electrical Reliability	Power	9,672,565	2,653		\$ 9,675,218	\$ -	\$ -
CUH964	Watershed Lan Purchase	Water	-	75,756		\$ 75,756	\$ 75,756	\$ 48,635
CUH966	MECA - Demand Reduction	Power	-	-		\$ -	\$ -	\$ -
CUH969	SFIA SCADA	Power	-	-		\$ -	\$ -	\$ -
CUH971	Neward - CCSF Transmission Project	Power	235,120	54,602		\$ 289,722	\$ -	\$ -
CUH972	Load Metering	Power	145,039	1,274		\$ 146,313	\$ -	\$ -
CUH973	Distribution Assessment	Power	-	-		\$ -	\$ -	\$ -
CUH975	Hetch Hetchy Water R&R	Power	-	130,100		\$ 130,100	\$ -	\$ -
CUH975	Hetch Hetchy Water R&R	Water	52,613	516,524		\$ 569,137	\$ 569,137	\$ 365,386
CUH975	Hetch Hetchy Water R&R	Joint	999,854	887,864		\$ 1,887,718	\$ 849,473	\$ 545,362
CUH976	KPH Rewind	Power	1,053,295	1,417,914		\$ 2,471,209	\$ -	\$ -
CUH977	Facilities Maintenance - Water	Joint	770,839	1,049,878		\$ 1,820,717	\$ 819,323	\$ 526,005
CUH978	Community Choice Aggregation	Power	5,571	101,075		\$ 106,646	\$ -	\$ -
CUH979	Hunters Point Distribution	Power	1,926,977	532,011		\$ 2,458,988	\$ -	\$ -
CUH981	Shore Power for Cruise Ships	Power	2,690	-		\$ 2,690	\$ -	\$ -
CUH986	SEA - Energy Efficiency	Power	15,262	-		\$ 15,262	\$ -	\$ -
CUW687	S25 Golden Gate	Joint	-	4,105		\$ 4,105	\$ 1,847	\$ 1,186
IUH004	Auto Maintenance	Joint	-	3,882		\$ 3,882	\$ 1,747	\$ 1,122
PUH501	SF Environment Energy/Green Power	Power	-	66,107		\$ 66,107	\$ -	\$ -
PYEAES	Youth Employment	Joint	-	-		\$ -	\$ -	\$ -
	TOTAL HHWP PROJECTS		23,987,888	12,964,974		36,952,862	5,807,023	\$ 3,728,109
C	TOTAL COMBINED WATER AND HHWP		\$ 337,088,405	\$ 97,767,548	\$ 379,397,925	\$ 55,458,028		\$ 15,594,990

Notes

- 6/30/08 CWIP per FAMIS
- FY 2008-09 Expenditures posted through 3/20/09 per FAMIS
- Wholesale share of CWIP 70.1% (see Note 5 Attachment K-1)
- Water Related HHWP CWIP includes 100% of Water and 45% of Joint
- Wholesale share of CWIP 64.2% (see Note 5 Attachment K-1)
- Fund 2A expenditures are funded by Series 2006A bond proceeds, proceeds of commercial paper redeemed from 2006A proceeds and earnings on such proceeds, as applicable.

ATTACHMENT K-3
25 YEAR PAYOFF SCHEDULE FOR EXISTING RATE BASE
WATER ENTERPRISE REGIONAL ASSETS AND ONE DIRECT WHOLESALE ASSET
****PRELIMINARY - TO BE SUBSTITUTED WITH FINAL 6/30/09 VALUES****
(Section 5.03)

	<u>Water Assets</u>
6/30/09 Wholesale Share of Net Plant & CWIP (Attachment K-1)	338,452,207
Interest Rate:	5.13%
Term:	25
Monthly Principal & Interest Calculation:	2,004,277
Annual Wholesale Revenue Requirement:	24,051,326

Fiscal Yr Ending	Principal	Interest	Annual Payment (Wtr)	Year End Balance
Jun-10	6,848,259	17,203,067	24,051,326	331,603,948
Jun-11	7,207,954	16,843,372	24,051,326	324,395,994
Jun-12	7,586,541	16,464,785	24,051,326	316,809,453
Jun-13	7,985,013	16,066,313	24,051,326	308,824,439
Jun-14	8,404,415	15,646,911	24,051,326	300,420,024
Jun-15	8,845,844	15,205,482	24,051,326	291,574,180
Jun-16	9,310,459	14,740,867	24,051,326	282,263,721
Jun-17	9,799,478	14,251,848	24,051,326	272,464,243
Jun-18	10,314,181	13,737,145	24,051,326	262,150,062
Jun-19	10,855,919	13,195,407	24,051,326	251,294,143
Jun-20	11,426,110	12,625,216	24,051,326	239,868,033
Jun-21	12,026,250	12,025,076	24,051,326	227,841,784
Jun-22	12,657,911	11,393,415	24,051,326	215,183,873
Jun-23	13,322,749	10,728,577	24,051,326	201,861,123
Jun-24	14,022,507	10,028,819	24,051,326	187,838,616
Jun-25	14,759,019	9,292,307	24,051,326	173,079,597
Jun-26	15,534,215	8,517,111	24,051,326	157,545,382
Jun-27	16,350,127	7,701,199	24,051,326	141,195,254
Jun-28	17,208,894	6,842,432	24,051,326	123,986,361
Jun-29	18,112,766	5,938,560	24,051,326	105,873,594
Jun-30	19,064,113	4,987,213	24,051,326	86,809,482
Jun-31	20,065,428	3,985,898	24,051,326	66,744,054
Jun-32	21,119,335	2,931,991	24,051,326	45,624,719
Jun-33	22,228,597	1,822,729	24,051,326	23,396,122
Jun-34	23,396,122	655,204	24,051,326	0
Totals:	338,452,207	262,830,943	601,283,150	

ATTACHMENT K-4
25 YEAR PAYOFF SCHEDULE FOR EXISTING RATE BASE
HETCH HETCHY WATER ASSETS AND WATER-RELATED PORTION OF JOINT ASSETS
****PRELIMINARY - TO BE SUBSTITUTED WITH FINAL 6/30/09 VALUES****
(Section 5.03)

	<u>Hetch Hetchy</u>
6/30/09 Wholesale Share of Net Plant & CWIP (Attachment K-1)	43,877,206
Interest Rate:	5.13%
Term:	25
Monthly Principal & Interest Calculation:	259,836
Annual Wholesale Revenue Requirement:	3,118,033

Fiscal Yr Ending	Principal	Interest	Annual Payment (HH)	Year End Balance
Jun-10	887,814	2,230,219	3,118,033	42,989,393
Jun-11	934,445	2,183,588	3,118,033	42,054,948
Jun-12	983,525	2,134,507	3,118,033	41,071,423
Jun-13	1,035,183	2,082,849	3,118,033	40,036,239
Jun-14	1,089,555	2,028,478	3,118,033	38,946,685
Jun-15	1,146,782	1,971,250	3,118,033	37,799,903
Jun-16	1,207,015	1,911,017	3,118,033	36,592,887
Jun-17	1,270,412	1,847,621	3,118,033	35,322,475
Jun-18	1,337,138	1,780,894	3,118,033	33,985,337
Jun-19	1,407,370	1,710,663	3,118,033	32,577,967
Jun-20	1,481,290	1,636,743	3,118,033	31,096,678
Jun-21	1,559,092	1,558,940	3,118,033	29,537,585
Jun-22	1,640,981	1,477,051	3,118,033	27,896,604
Jun-23	1,727,172	1,390,861	3,118,033	26,169,432
Jun-24	1,817,889	1,300,144	3,118,033	24,351,544
Jun-25	1,913,371	1,204,662	3,118,033	22,438,173
Jun-26	2,013,868	1,104,165	3,118,033	20,424,305
Jun-27	2,119,643	998,389	3,118,033	18,304,662
Jun-28	2,230,974	887,058	3,118,033	16,073,688
Jun-29	2,348,153	769,880	3,118,033	13,725,535
Jun-30	2,471,486	646,546	3,118,033	11,254,048
Jun-31	2,601,298	516,735	3,118,033	8,652,751
Jun-32	2,737,927	380,106	3,118,033	5,914,824
Jun-33	2,881,733	236,300	3,118,033	3,033,091
Jun-34	3,033,091	84,941	3,118,033	0
	43,877,206	34,073,607	77,950,813	

ATTACHMENT K-5
UNEXPENDED APPROPRIATIONS FOR REVENUE-FUNDED REGIONAL ASSETS
CONSTRUCTION WORK IN PROGRESS AS OF MARCH 30, 2009
(Section 5.04)

Project	Project Title	Fund Type	Subfund	Classification	Appropriation	YTD Expenditures	PTD Expenditures	Encumbrances	Available Balances	Notes
<u>Water Assets</u>										
CUW257	WATERSHED PROTECTION	5W	AAAACP	REGIONAL	1,448,720	29,653	413,529	141,643	893,548	
CUW250	WATERSHED TRAILS&RECREATION IMPROV	5W	AAAACP	REGIONAL	387,639	9,431	112,689	6,675	268,275	
CUW261	REGIONAL WATER STORAGE RNR - BUDGET	5W	AAAACP	REGIONAL	1,750,000	250,970	526,664	26,687	1,196,648	Annual R&R
CUW242	DEMOLITION UNSAFE STRUCTURES	5W	AAAACP	REGIONAL	1,000,000	22,647	407,820	21,524	570,656	
CUW263	CONVEYANCE/TRANSMISSION - BUDGET	5W	AAAACP	REGIONAL	7,825,000	763,603	3,378,543	125,990	4,320,466	Annual R&R
CUW264	WATERSHED ROADS - BUDGET	5W	AAAACP	REGIONAL	3,000,000	77,074	1,391,500	162,401	1,446,099	Annual R&R
CUW262	TREATMENT FACSWQ IMPROVE-BUDGET	5W	AAAACP	REGIONAL	4,801,000	399,073	2,704,204	349,016	1,747,780	Annual R&R
CUW168	ALAMEDA CREEK FISH RELEASE	5W	AAAACP	REGIONAL	1,537,398	46,624	1,040,919	152,647	343,832	
CUW231	MILLBRAE LAB CAPITAL IMPROVEMENTS	5W	AAAACP	REGIONAL	770,000	19,119	532,135	0	237,865	
CUW227	WATERSHED FENCES/FACILITES	5W	AAAACP	REGIONAL	3,000,000	206,222	2,223,776	581,926	194,298	
CUW253	FACILITIES SECURITY PROJECT	5W	AAAACP	REGIONAL	5,300,000	73,048	4,146,944	113,124	1,039,931	
CUW210	MILLBRAE ADMIN BLDG INTERIM REMODEL	5W	AAAACP	REGIONAL	2,407,700	284,902	1,935,204	160	472,337	
CUW228	WATERSHED ROADS RECONSTRUCTION	5W	AAAACP	REGIONAL	5,170,000	82,992	4,413,061	18,598	738,340	
CUW202	SAN ANTONIO PIPELINE EMERGENCY REPA	5W	AAAACP	REGIONAL	1,400,000	6,012	1,269,190	61,727	69,083	
CUW148	ENVIRONMENTAL & REGULATORY COMP	5W	AAAACP	REGIONAL	3,241,279	0	3,014,995	184,774	41,510	
CUW135	NEW LINE & BYPASS VALVES	5W	AAAACP	REGIONAL	4,829,680	2,103	4,689,067	0	140,613	
CUW143	HETCH HETCHY WATER TREATMENT PLAN	5W	AAAACP	REGIONAL	18,821,529	0	18,452,053	47,947	321,529	
CUW161	TREATMENT FACILITIES IMPROVEMENTS	5W	AAAACP	REGIONAL	15,028,319	334	14,747,873	0	280,446	
CUW241	FACILITIES MAINT SUPPORT STRUCTURES	5W	AAAACP	REGIONAL	5,000,000	8,390	4,988,882	0	11,118	
CUW392	PROGRAM MANAGEMENT SERVICES - WSIF	5W	AAAACP	LOCAL/REGIONAL	1,837,000	(98,519)	751,659	71,973	1,013,368	
CUW127	INST SCADA SYSTEM	5W	AAAACP	LOCAL/REGIONAL	13,156,681	2,481,274	8,653,641	0	4,503,040	
CUW710	OCIP PROJECT CONTROL	5W	AAAACP	LOCAL/REGIONAL	2,497,881	235,706	2,498,959	0	922	
	TOTAL ALL PROJECTS				104,209,826	4,900,661	82,291,307	2,066,813	19,851,706	
	LOCAL PROJECTS			LOCAL	0	0	0	0	0	
	JOINT LOCAL AND REGIONAL PROJECTS			LOCAL/REGIONAL	17,491,562	2,618,462	11,902,259	71,973	5,517,330	
	REGIONAL PROJECTS			REGIONAL	86,718,264	2,282,199	70,389,048	1,994,840	14,334,376	
	TOTAL ALL PROJECTS				104,209,826	4,900,661	82,291,307	2,066,813	19,851,706	
<u>Hetchy Hetchy Assets</u>										
CUH975	WATER INFRASTRUCTURE - BUDGET	5T	AAAACP	WATER	9,000,000	1,534,488	2,806,592	3,565,023	2,628,385	
CUH964	WATERSHED PROPERTY PURCHASES	5T	AAAACP	WATER	800,000	75,756	454,756	0	345,244	
CUH957	FAC MAINTENANCE-WATER TRANSPORTAT	5T	AAAACP	WATER	3,400,000	110,986	2,885,394	209,138	305,469	
CUH703	PRIEST RESERVOIR DIVERSION CHANNEL	5T	AAAACP	WATER	21,210,344	47,164	20,166,993	0	1,043,351	
CUH926	PIPELINE PURCHASE REPLACEMENT PIPE	5T	AAAACP	WATER	159,860	13,667	157,489	0	2,371	
CUH762	SAN JOAQUIN PIPELINE REPAIRS	5T	AAAACP	WATER	41,469,206	255,011	41,215,761	134,652	118,792	
CUW687	525 GOLDEN GATE	5T	AAAACP	JOINT	280,600	4,105	26,437	0	254,163	
CUH977	FACILITIES MAINTENANCE - BUDGET	5T	AAAACP	JOINT	9,300,000	1,049,878	3,578,478	803,231	4,918,290	
CUH931	HH MICROWAVE REPLACEMENT	5T	AAAACP	JOINT	4,767,000	156,270	3,313,761	1,227,242	225,997	
CUH941	HH SCADA SECURITY & CONTROL, EAST	5T	AAAACP	JOINT	2,068,180	246,948	1,680,922	256,198	131,060	
CUH804	HETCH-HETCHY ROADS REBUILDING	5T	AAAACP	JOINT	4,175,027	341,240	3,544,483	113,314	517,230	
CUH766	HETCHY FACILITIES SECURITY IMPROV.	5T	AAAACP	JOINT	2,086,692	261,601	1,960,386	62,470	63,836	
CUH876	MOCCASIN PHONE SYSTEM	5T	AAAACP	JOINT	1,610,000	15,677	1,528,780	0	81,220	
CUH878	O'SHAUGENESSY DIS.REPAIRS	5T	AAAACP	JOINT	7,179,009	33,750	7,101,644	9,297	68,068	
CUH810	VARIOUS OLD JOB	5T	AAAACP	JOINT	7,613,638	18,690	7,538,034	1,561	74,044	
CUH946	FAC MAINTENANCE-SUPPORT STRUCTURE	5T	AAAACP	JOINT	2,281,454	239	2,273,485	0	7,969	
CUH949	RIGHT OF WAY MAINTENANCE	5T	AAAACP	JOINT	815,000	0	814,208	166	626	
	TOTAL ALL PROJECTS				118,216,010	4,165,470	101,047,602	6,382,292	10,786,117	
	POWER PROJECTS			POWER	0	0	0	0	0	
	WATER PROJECTS			WATER	76,039,410	2,037,072	67,686,985	3,908,812	4,443,613	
	JOINT PROJECTS			JOINT	42,176,600	2,128,397	33,360,617	2,473,480	6,342,504	
	TOTAL ALL PROJECTS				118,216,010	4,165,470	101,047,602	6,382,292	10,786,117	

REVISED ATTACHMENT K-1
WHOLESALE CUSTOMERS' SHARE OF NET BOOK VALUE OF EXISTING ASSETS
AS OF JUNE 30, 2009
(Section 5.03)

	Notes	Water		Hetch Hetchy		Total
Regional System Net Plant as of 6/30/09	1, 5	\$485,580,249	1	\$63,528,861	2	\$549,109,110
Regional Construction Work in Progress as 6/30/09	2	\$35,072,164	3	\$7,507,984	3	\$42,580,148
Total Net Plant and Construction Work in Progress		\$520,652,413		\$71,036,845		\$591,689,258
Regional System Allocation Factor	3	70.1%		64.2%		
Wholesale Share of Regional System Net Plant		\$340,391,755		\$40,785,529		\$381,177,284
Wholesale Share of Construction Work in Progress	4	\$11,025,550		\$4,820,126		\$15,845,676
Total Wholesale Share of Net Plant and CWIP		\$351,417,305		\$45,605,655		\$397,022,960
Interest Rate		5.13%		5.13%		
Term (Yrs)		25		25		
Monthly Principal & Interest		\$2,081,055		\$270,072		\$2,351,127
Annual Wholesale Revenue Requirement Amount		\$24,972,661		\$3,240,861		\$28,213,522

Notes

1. FAACS 120D Report as of 6/30/09
2. CWIP based on balance as 6/30/09, with adjustments from the Agreed-Up Procedures Report. See K-2 for details.
3. Fixed allocation factors based on dollar weighted 5-year average of J-Table allocation factors (2003-04 through 2007-08)
4. Projects CUW127 SCADA, CUW687/934 525 Golden Gate, and CUW690 Customer Care and Billing are specially allocated, see K-2 for details
5. A rounding difference of \$3,846 was identified by the SFPUC relating to various cumulative prior year differences in net utility plant. Under Section 5.03D, the Parties agreed that the Wholesale Customers' share of net book values of existing regional assets as of 06/30/2008 are accurate. However, to match Attachment K to the FY08-09 Audited SRRC, the SFPUC will credit the 1984 Balancing Account for \$79.

Original Rate Base, FY08-09 SRRC	\$19,367,641
Adjusted Rate Base	\$19,367,562
1984 Balancing Account Credit	\$79

APPROVED IN ACCORDANCE WITH ARTICLE V, SECTION 5.03D OF THE WATER SUPPLY AGREEMENT BETWEEN THE CITY & COUNTY OF SAN FRANCISCO & WHOLESALE CUSTOMERS:

CITY AND COUNTY OF SAN FRANCISCO

Acting by and through its Public Utilities Commission

By: _____

Edward Harrington
General Manager

Date: 3/4, 2011

BAY AREA WATER SUPPLY AND CONSERVATION AGENCY

Acting on behalf of the Wholesale Customers

By: _____

Arthur R. Jensen
General Manager

Date: 3/7, 2011

REVISED ATTACHMENT K-2
WHOLESALE CUSTOMERS' SHARE OF REVENUE FUNDED CAPITAL EXPENDITURES
CONSTRUCTION WORK IN PROGRESS AS OF JUNE 30, 2009
(Section 5.03)

(1)	(2)	(3)	(4)	(4a)	(4b)	(5)	(6)
Project No.	Project Description	Rate Class	CWIP as of 6/30/09	Adjustments	Adjusted CWIP as of 06/30/09	Water Related CWIP	Wholesale Share Funding Source / Notes
A. Water Enterprise							
1. Regional Projects							
CUW111/112	Lower Crystal Springs Dam	Joint	52,615	0	52,615		36,883 ACP/95A
CUW127	SCADA	Joint	30,952	0	30,952		13,951 ACP/98A Split 64.3%/35.9% Joint/City
CUW135	New Lines and Bypass Valves	Joint	69,818	(6,018)	63,800		44,724 98A
CUW143	HH Water Treatment	Joint	1,167	(1,167)	0		0 ACP
CUW168	Alameda HCP -EIS/EIR	Joint	26,428	0	26,428		18,526 ACP
CUW181	Standby Power Facilities	Joint	5,905	0	5,905		4,139 ACP
CUW202	Replace PCCP	Joint	414,754	0	414,754		290,743 ACP/96A/98A
CUW206	Thomas Shaft Roadway	Joint	530,329	0	530,329		371,761 96A/98B
CUW208	Lawrence-Livermore	City	0	0	0		0 ACP
CUW220	Calaveras Dam Evaluation	Joint	308,971	0	308,971		216,588 ACP
CUW227	Watershed Facilities and Fencing	Joint	235,658	0	235,658		165,196 ACP
CUW228	Watershed Roads	Joint	443,771	0	443,771		311,083 ACP
CUW231	Milbrae Labs Improvement	Joint	58,081	0	58,081		40,715 ACP/98B
CUW235	Tesla/SJVH WQ Monitoring	Joint	5,596	(5,596)	0		0 98B
CUW242	Demolition of Unsafe Structures	Joint	2,534	0	2,534		1,777 ACP
CUW248	Sunol/Niles Dam Removal	Joint	81,111	0	81,111		56,859 ACP
CUW253	WQ Projects	Joint	72,144	0	72,144		50,573 ACP
CUW261	Regional R&R - Storage	Joint	706,684	0	706,684		495,386 ACP
CUW262	Regional R&R - Treatment	Joint	575,064	0	575,064		403,120 ACP
CUW263	Regional R&R - Transmission	Joint	1,433,696	0	1,433,696		1,005,231 ACP
CUW264	Watershed Roads	Joint	198,163	0	198,163		138,912 ACP
CUW354	Lower Crystal Springs Dam	Joint	857,235	0	857,235		600,922 ACP
CUW355	Standby Power Facilities	Joint	37,875	0	37,875		28,550 ACP
CUW356	New Crystal Springs Bypass Tunnel	Joint	3,671,856	0	3,671,856		2,573,971 96A/98A
CUW359/CUW12	Irvington Tunnel	Joint	2,095,122	0	2,095,122		1,468,681 ACP
CUW368	BDPL Hydraulic Capacity	Joint	1,612,592	0	1,612,592		1,130,427 ACP
CUW371	CSPS and Pipeline	Joint	221,690	0	221,690		155,404 ACP
CUW374	Calaveras Dam	Joint	544,618	0	544,618		381,777 ACP
CUW382	SVWTP Treated Water Reservoir	Joint	32,153	0	32,153		22,539 ACP
CUW384/CUW231	Tesla Disinfection	Joint	230,019	0	230,019		161,244 ACP
CUW387	CSPL #2	Joint	1,195,062	0	1,195,062		837,739 96A/98B
CUW392	Program Management	Special	979,694	(979,694)	0		0 Special
CUW685	Emergency Operations Center	Joint	185	0	185		129 ACP
CUW687/934	525 Golden Gate	Joint	15,797,679	0	15,797,679		0 will be paid for as lease in lieu of rent
CUW690	Customer Care & Billing	Special	3,535,118	0	3,535,118		0 Note A
CUW710	OCIP	Special	2,496,959	(2,496,959)	0		0 Special
TOTAL REGIONAL PROJECTS			38,561,597	(3,489,434)	35,072,164		11,025,550
2. Wholesale Direct							
None							
B. Hetch Hetchy Water & Power							
CUH703	Priest Reservoir Bypass	Joint	574	0	574	256	166 ACP
CUH762	SJPL Repairs	Water	66,609	0	66,609	66,609	42,763 ACP
CUH766	HH Security Improvements	Joint	284,456	0	284,456	128,005	82,179 ACP
CUH804	HH Roads	Joint	567,503	0	567,503	255,376	163,952 ACP
CUH846	New Moccasin Penstock	Power	543,074	0	543,074	0	0 ACP
CUH931	Microwave Replacement	Joint	4,156,642	0	4,156,642	1,870,489	1,200,854 ACP
CUH941	HH SCADA Security & Control	Joint	702,709	0	702,709	316,219	203,013 ACP
CUH950	Penstock Renovation	Power	561,536	0	561,536	0	0 ACP
CUH957	Moccasin Coniston Control	Water	314,805	0	314,805	314,805	202,105 ACP
CUH959	Moccasin Reservoir Water Quality	Water	109,379	0	109,379	109,379	70,221 ACP
CUH964	Watershed Land Purchase	Water	47,768	0	47,768	47,768	30,687 ACP
CUH975	HH Water R&R - Joint Facilities	Joint	2,495,322	0	2,495,322	1,122,695	720,898 ACP
CUH975	HH Water R&R - Kirkwood Penstock Assessment	Power	460,170	0	460,170	0	0 ACP
CUH975	HH Water R&R - SJPL Rehabilitation/RR Lime Slaker	Water	2,330,076	0	2,330,076	2,330,076	1,495,909 ACP
CUH977	Facilities Maintenance - Water	Joint	2,076,186	0	2,076,186	934,284	589,810 ACP
CUH998	Camp Mather Leach Field	Joint	26,270	0	26,270	11,822	7,589 ACP
TOTAL HETCH HETCHY WATER & POWER			14,743,078	0	14,743,078	7,507,984	4,820,126
TOTAL COMBINED WATER AND HHWP			53,304,675	(3,489,434)	49,815,242	7,507,984	15,845,676

Note A: CUW690 - Customer Care & Billing

This project will be specially allocated. SFPUC will reflect \$70,702.36 (\$3,535,117.97 x 2%) as an adjustment to the Balancing Account in favor of the Retail customers.

REVISED ATTACHMENT K-3
 (Section 5.03)
ANNUAL PAYMENTS FOR WHOLESALE SHARE OF 6/30/09 NET PLANT & CWIP
(WATER ASSETS)
 Revised for February 2013 Prepayment

6/30/09 Wholesale Share of Net Plant & CWIP:	351,417,305
Interest Rate:	5.13%
Original Term:	25
Monthly Principal & Interest Calculation through 6/30/13:	2,081,055
Annual Wholesale Revenue Requirement through 6/30/13:	24,972,661

Fiscal Yr Ending	Principal	Interest	Total	Prepay- ment	End Bal (6/30)
Jun-10	7,110,596	17,862,065	24,972,661	-	344,306,709
Jun-11	7,484,069	17,488,591	24,972,661	-	336,822,640
Jun-12	7,877,159	17,095,502	24,972,661	-	328,945,481
Jun-13	13,715,985	11,256,676	24,972,661	315,229,496	0
Jun-14	-	-	-	-	-
Jun-15	-	-	-	-	-
Jun-16	-	-	-	-	-
Jun-17	-	-	-	-	-
Jun-18	-	-	-	-	-
Jun-19	-	-	-	-	-
Jun-20	-	-	-	-	-
Jun-21	-	-	-	-	-
Jun-22	-	-	-	-	-
Jun-23	-	-	-	-	-
Jun-24	-	-	-	-	-
Jun-25	-	-	-	-	-
Jun-26	-	-	-	-	-
Jun-27	-	-	-	-	-
Jun-28	-	-	-	-	-
Jun-29	-	-	-	-	-
Jun-30	-	-	-	-	-
Jun-31	-	-	-	-	-
Jun-32	-	-	-	-	-
Jun-33	-	-	-	-	-
Jun-34	-	-	-	-	-
	36,187,809	63,702,834	99,890,643	315,229,496	

Note: The monthly supporting calculation for fiscal year 2012-13 is attached.

Monthly Calculations for Updated K-3 Schedule for FY 2012-13
Based on February 2013 Prepayment
(Water)

6/30/12 Unpaid Balance	328,945,481
Interest Rate:	5.13%
Original Term:	25
Monthly Principal & Interest Calculation through 6/30/13	2,081,055
Annual Wholesale Revenue Requirement through 6/30/13:	24,972,661
Prepayment Date	2/27/13

Month Ending	Mo. Pmt	Beginning Balance	Principal ⁽¹⁾	Interest ⁽¹⁾	Total	Ending Balance	Prepay- ment
6/30/12		n/a	n/a	n/a	n/a	328,945,481	
7/30/12	2,081,055	328,945,481	674,813	1,406,242	2,081,055	328,270,667	-
8/30/12	2,081,055	328,270,667	677,698	1,403,357	2,081,055	327,592,970	-
9/30/12	2,081,055	327,592,970	680,595	1,400,460	2,081,055	326,912,374	-
10/30/12	2,081,055	326,912,374	683,505	1,397,550	2,081,055	326,228,870	-
11/30/12	2,081,055	326,228,870	686,427	1,394,628	2,081,055	325,542,443	-
12/30/12	2,081,055	325,542,443	689,361	1,391,694	2,081,055	324,853,082	-
1/30/13	2,081,055	324,853,082	692,308	1,388,747	2,081,055	324,160,774	-
2/28/13	2,081,055	324,160,774	695,268	1,385,787	2,081,055	323,465,506	315,229,496 ⁽¹⁾
3/30/13	2,081,055	8,236,010	2,045,846	35,209	2,081,055	6,190,164	-
4/30/13	2,081,055	6,190,164	2,054,592	26,463	2,081,055	4,135,572	-
5/30/13	2,081,055	4,135,572	2,063,375	17,680	2,081,055	2,072,196	-
6/30/13	2,081,055	2,072,196	2,072,196	8,859	2,081,055	0	-
Total (Rev K-3):			13,715,985	11,256,676	24,972,661		315,229,496
Current K-3 ⁽²⁾ :			8,290,896	16,681,765	24,972,661		
Additional Principal Amortized:			5,425,089				

- (1) Starting in March, the Prepayment is applied to the monthly interest calculations and monthly principal is calculated to maintain monthly principal and interest \$2,081,055 and the annual WRR amount at \$24,972,661 resulting in no impact to the 6/30/13 balancing account compared to no prepayment being made.
- (2) K-3 principal and interest for FY 12-13 on K-3 before prepayment.
 Provided for reference only.

REVISED ATTACHMENT K-4

(Section 5.03)

ANNUAL PAYMENTS FOR WHOLESALE SHARE OF 6/30/09 NET PLANT & CWIP

(HETCH HETCHY ASSETS)

Revised for February 2013 Prepayment

6/30/09 Wholesale Share of Net Plant & CWIP:	45,605,655
Interest Rate:	5.13%
Original Term:	25
Monthly Principal & Interest Calculation through 6/30/13:	270,072
Annual Wholesale Revenue Requirement through 6/30/13:	3,240,861

Fiscal Yr Ending	Principal	Interest	Total	Prepay- ment	End Bal (6/30)
Jun-10	922,787	2,318,074	3,240,861	-	44,682,868
Jun-11	971,255	2,269,606	3,240,861	-	43,711,612
Jun-12	1,022,269	2,218,592	3,240,861	-	42,689,343
Jun-13	1,780,010	1,460,850	3,240,861	40,909,333	0
Jun-14	-	-	-	-	-
Jun-15	-	-	-	-	-
Jun-16	-	-	-	-	-
Jun-17	-	-	-	-	-
Jun-18	-	-	-	-	-
Jun-19	-	-	-	-	-
Jun-20	-	-	-	-	-
Jun-21	-	-	-	-	-
Jun-22	-	-	-	-	-
Jun-23	-	-	-	-	-
Jun-24	-	-	-	-	-
Jun-25	-	-	-	-	-
Jun-26	-	-	-	-	-
Jun-27	-	-	-	-	-
Jun-28	-	-	-	-	-
Jun-29	-	-	-	-	-
Jun-30	-	-	-	-	-
Jun-31	-	-	-	-	-
Jun-32	-	-	-	-	-
Jun-33	-	-	-	-	-
Jun-34	-	-	-	-	-
	4,696,322	8,267,121	12,963,443	40,909,333	

Note: The monthly supporting calculation for fiscal year 2012-13 is attached.

**Monthly Calculations for Updated K Schedules for FY 2012-13
Based on February 2013 Prepayment
(Hetch Hetchy)**

6/30/12 Unpaid Balance	42,689,343
Interest Rate:	5.13%
Original Term:	25
Monthly Principal & Interest Calculation through 6/30/13	270,072
Annual Wholesale Revenue Requirement through 6/30/13:	3,240,861
Est. Prepayment Date	2/27/13

Month Ending	Mo. Pmt	Beginning Balance	Principal ⁽¹⁾	Interest ⁽¹⁾	Total	Ending Balance	Prepay- ment
6/30/12		n/a	n/a	n/a	n/a	42,689,343	
7/30/12	270,072	42,689,343	87,575	182,497	270,072	42,601,769	-
8/30/12	270,072	42,601,769	87,949	182,123	270,072	42,513,820	-
9/30/12	270,072	42,513,820	88,325	181,747	270,072	42,425,494	-
10/30/12	270,072	42,425,494	88,703	181,369	270,072	42,336,792	-
11/30/12	270,072	42,336,792	89,082	180,990	270,072	42,247,710	-
12/30/12	270,072	42,247,710	89,463	180,609	270,072	42,158,247	-
1/30/13	270,072	42,158,247	89,845	180,227	270,072	42,068,402	-
2/28/13	270,072	42,068,402	90,229	179,842	270,072	41,978,172	40,909,333 ⁽¹⁾
3/30/13	270,072	1,068,839	265,502	4,569	270,072	803,337	-
4/30/13	270,072	803,337	266,637	3,434	270,072	536,699	-
5/30/13	270,072	536,699	267,777	2,294	270,072	268,922	-
6/30/13	270,072	268,922	268,922	1,150	270,072	0	-

Total (Rev K-4):	1,780,010	1,460,850	3,240,861	40,909,333
Current K-4 ⁽²⁾ :	1,075,962	2,164,899	3,240,861	
Additional Principal Amortized (K-4):	704,048			Combined
Plus Additional K-3 Principal:	5,425,089			Prepayment
Combined Additional Principal:	6,129,137			356,138,829

- (1) Starting in March, the Prepayment is applied to the monthly interest calculations and monthly principal is calculated to maintain monthly principal and interest \$270,072 and the annual WRR amount at \$3,240,861, resulting in no impact to the 6/30/13 balancing account compared to no prepayment being made.
- (2) K-4 principal and interest for FY 12-13 on K-4 before prepayment.

REVISED ATTACHMENT K-5
 10 YEAR PAYOFF SCHEDULES FOR EXISTING RATE BASE
 WATER ENTERPRISE UNEXPENDED APPROPRIATIONS FOR REVENUE-FUNDED REGIONAL ASSETS
 CONSTRUCTION WORK IN PROGRESS (CWIP)
 AS OF JUNE 30, 2009
 (Section 5.03C)

				<u>Difference</u> <u>(Increase) from</u>		<u>Difference</u> <u>(Increase) from</u>
	<u>Revised</u>	<u>Audited</u>	<u>Audited</u>	<u>Original</u>	<u>Original</u>	
6/30/09 Wholesale Share of Unexpended Appropriations of CWIP	\$ 6,618,478	\$ 6,618,021	\$ 457	\$ 6,613,084	\$ 5,394	
Interest Rate:	4.00%					
Term:	10					
Monthly Principal & Interest Calculation:	\$67,009					
Annual Wholesale Revenue Requirement:	\$804,106	\$804,051	\$ 55	\$803,451	\$655	

Fiscal Yr Ending	Principal	Interest	Annual Payment	Year End Balance
Jun-15	\$549,366	\$254,740	\$804,106	\$6,069,112
Jun-16	\$571,748	\$232,358	\$804,106	\$5,497,363
Jun-17	\$595,042	\$209,064	\$804,106	\$4,902,321
Jun-18	\$619,285	\$184,821	\$804,106	\$4,283,035
Jul-19	\$644,516	\$159,590	\$804,106	\$3,638,519
Jun-20	\$670,775	\$133,332	\$804,106	\$2,967,745
Jun-21	\$698,103	\$106,004	\$804,106	\$2,269,642
Jun-22	\$726,545	\$77,562	\$804,106	\$1,543,097
Jul-23	\$756,145	\$47,961	\$804,106	\$786,952
Jun-24	\$786,952	\$17,155	\$804,106	\$0
Totals:	\$6,618,478	\$1,422,587	\$8,041,065	

REVISED ATTACHMENT K-5
 10 YEAR PAYOFF SCHEDULES FOR EXISTING RATE BASE
 HETCH HETCHY ENTERPRISE UNEXPENDED APPROPRIATIONS FOR REVENUE-FUNDED REGIONAL ASSETS
 CONSTRUCTION WORK IN PROGRESS (CWIP)
 AS OF JUNE 30, 2009
 (Section 5.03C)

			<u>Difference</u> <u>(Increase) from</u>	<u>Difference</u> <u>(Increase)</u>
	<u>Revised</u>	<u>Audited</u>	<u>Audited</u>	<u>Original</u> <u>from Original</u>
6/30/09 Wholesale Share of Unexpended Appropriations of CWIP	\$ 2,923,204	\$ 2,914,484	\$ 8,720	\$ 2,912,877 \$ 10,326
Interest Rate:	4.00%			
Term:	10			
Monthly Principal & Interest Calculation:	\$29,596			
Annual Wholesale Revenue Requirement:	\$355,152	\$354,093	\$ 1,059	\$353,898 \$1,254

Fiscal Yr Ending	Principal	Interest	Total	End. Balance	Principal	Interest	Annual Payment	Year End Balance
Jun-15	\$20,592	\$9,004	\$29,596	\$2,680,563	\$242,640	\$112,512	\$355,152	\$2,680,563
Jun-16	\$21,431	\$8,165	\$29,596	\$2,428,037	\$252,526	\$102,626	\$355,152	\$2,428,037
Jun-17	\$22,304	\$7,292	\$29,596	\$2,165,223	\$262,814	\$92,338	\$355,152	\$2,165,223
Jun-18	\$23,213	\$6,383	\$29,596	\$1,891,701	\$273,522	\$81,631	\$355,152	\$1,891,701
Jul-19	\$24,159	\$5,437	\$29,596	\$1,607,036	\$284,665	\$70,487	\$355,152	\$1,607,036
Jun-20	\$25,143	\$4,453	\$29,596	\$1,310,773	\$296,263	\$58,889	\$355,152	\$1,310,773
Jun-21	\$26,167	\$3,429	\$29,596	\$1,002,440	\$308,333	\$46,819	\$355,152	\$1,002,440
Jun-22	\$27,233	\$2,363	\$29,596	\$681,544	\$320,895	\$34,257	\$355,152	\$681,544
Jul-23	\$28,343	\$1,253	\$29,596	\$347,575	\$333,969	\$21,183	\$355,152	\$347,575
Jun-24	\$29,498	\$98	\$29,596	(\$0)	\$347,575	\$7,577	\$355,152	(\$0)
Totals:	\$2,923,204	\$628,318	\$3,551,522		\$2,923,204	\$628,318	\$3,551,522	

Review of Unexpended Balances of Appropriated Funds (Not Included in CWIP as of 6/30/2009)
Construction Work in Progress As of June 30, 2009
(Section 5.03.C)

										(E1)	(E2)	(E3)	(E4)	(E5)	(E6)	(E) = (E1) + (E2) + (E3)+(E4)+(E5) + (E6)	(F) = (C) + (D) - (E)	(G)	(H)	(I)	(J) = (A) - (B) - (E) - (G) - (H) - (I)				
										Expenditures in								Encumbrances		Appropriation Transfer Out through Closeout Process		DEOBUGATE / OBLIGATION		Unexpended Balances of Appropriation after Closeout and Deobligate	
Project	Project Title	Fund Type	Subfund	Classification	As of June 30, 2009	YTD Expenditures As of June 30, 2009	PTD Expenditures As of June 30, 2009	Encumbrances As of June 30, 2009	Available Balance As of June 30, 2009	FY 2009-10	FY 2010-11	FY 2011-12	FY 2012-13	FY 2013-14	YTD FY 2014-15	Total Expenditures	Unused Balance	As of June 30, 2015	As of June 30, 2015	As of June 30, 2015	As of June 30, 2015				
Water Assets:																									
Addition to K-5	CUW111	CRYSTAL SP RES OP PLAN ⁸	SW	AAAACP	REGIONAL	\$ 1,058,054	\$ -	\$ 1,023,222	\$ -	\$ 34,832	\$ -	\$ -	\$ -	\$ -	\$ -	\$ -	\$ 34,832	\$ -	\$ -	\$ 34,832	\$ -	\$ -			
Addition to K-5	CUW112	CRYSTAL SPRINGS P/L NO 1-PHASE 2 ⁸	SW	AAAACP	REGIONAL	\$ 2,422,523	\$ 207	\$ 1,375,634	\$ -	\$ 1,046,889	\$ 1,327	\$ 99	\$ -	\$ -	\$ -	\$ -	\$ 1,426	\$ 1,045,463	\$ -	\$ 1,045,463	\$ -	\$ -			
Addition to K-5	CUW118	MILLBRAE SHOP-PHASE 2-B ⁸	SW	AAAACP	REGIONAL	\$ 11,263,269	\$ 3,998	\$ 11,014,662	\$ -	\$ 248,607	\$ -	\$ -	\$ -	\$ -	\$ -	\$ -	\$ -	\$ 248,607	\$ -	\$ 248,607	\$ -	\$ -			
K-5	CUW135	NEW LINE & BYPASS VALVES ⁸	SW	AAAACP	REGIONAL	\$ 4,829,680	\$ 2,103	\$ 4,689,067	\$ -	\$ 140,613	\$ 23,027	\$ 1,453	\$ -	\$ -	\$ -	\$ -	\$ 24,480	\$ 116,133	\$ -	\$ 116,133	\$ -	\$ -			
K-5	CUW143	HETCH HETCHY WATER TREATMENT PLAN ^{8,10}	SW	AAAACP	REGIONAL	\$ 18,821,529	\$ 164,267	\$ 18,616,320	\$ 47,947	\$ 157,262	\$ 36,572	\$ 7,125	\$ -	\$ -	\$ -	\$ -	\$ 43,697	\$ 161,512	\$ -	\$ 161,512	\$ -	\$ -			
K-5	CUW148	ENVIRONMENTAL & REGULATORY COMP ⁸	SW	AAAACP	REGIONAL	\$ 3,241,279	\$ 990	\$ 3,015,985	\$ -	\$ 225,294	\$ -	\$ -	\$ -	\$ -	\$ -	\$ -	\$ -	\$ 225,294	\$ -	\$ 225,294	\$ -	\$ -			
K-5	CUW161	TREATMENT FACILITIES IMPROVEMENTS ⁸	SW	AAAACP	REGIONAL	\$ 15,028,319	\$ 334	\$ 14,747,873	\$ -	\$ 280,446	\$ 580	\$ 45,176	\$ -	\$ -	\$ -	\$ -	\$ 45,756	\$ 234,690	\$ -	\$ 234,690	\$ -	\$ -			
K-5	CUW168	ALAMEDA CREEK FISH RELEASE	SW	AAAACP	REGIONAL	\$ 1,537,398	\$ 100,642	\$ 1,094,937	\$ 125,057	\$ 317,404	\$ 11,523	\$ 67,487	\$ 31,045	\$ 2,233	\$ (6,684)	\$ 105,604	\$ 336,857	\$ 7,068	\$ 329,789	\$ -	\$ -				
K-5	CUW202	SAN ANTONIO PIPELINE EMERGENCY REPAIR	SW	AAAACP	REGIONAL	\$ 1,400,000	\$ (339,465)	\$ 923,712	\$ 16,032	\$ 460,256	\$ 5,936	\$ 5,366	\$ -	\$ -	\$ -	\$ 11,302	\$ 464,986	\$ -	\$ 464,986	\$ -	\$ -				
K-5	CUW210	MILLBRAE ADMIN BLDG INTERIM REMODEL ⁸	SW	AAAACP	REGIONAL	\$ 2,407,700	\$ 284,902	\$ 1,935,204	\$ 160	\$ 472,336	\$ -	\$ -	\$ -	\$ -	\$ -	\$ -	\$ 472,496	\$ -	\$ 472,496	\$ -	\$ -				
K-5	CUW227	WATERSHED FENCES/FACILITIES ⁸	SW	AAAACP	REGIONAL	\$ 3,000,000	\$ 530,822	\$ 2,548,376	\$ 494,574	\$ (42,950)	\$ 221,715	\$ 38,212	\$ -	\$ -	\$ -	\$ -	\$ 259,927	\$ 191,697	\$ -	\$ 191,697	\$ -	\$ -			
K-5	CUW228	WATERSHED ROADS RECONSTRUCTION ⁸	SW	AAAACP	REGIONAL	\$ 5,170,000	\$ 85,843	\$ 4,415,913	\$ 2,742	\$ 751,345	\$ -	\$ -	\$ -	\$ -	\$ -	\$ -	\$ 754,087	\$ -	\$ 754,087	\$ -	\$ -				
K-5	CUW231	MILLBRAE LAB CAPITAL IMPROVEMENTS ⁸	SW	AAAACP	REGIONAL	\$ 770,000	\$ 40,678	\$ 553,694	\$ -	\$ 216,306	\$ 42,703	\$ 54,851	\$ -	\$ -	\$ -	\$ -	\$ 97,554	\$ 118,752	\$ -	\$ 118,752	\$ -	\$ -			
K-5	CUW241	FACILITIES MAINT SUPPORT STRUCTURES ⁸	SW	AAAACP	REGIONAL	\$ 5,000,000	\$ 8,390	\$ 4,988,882	\$ -	\$ 11,118	\$ 1,745	\$ -	\$ -	\$ -	\$ -	\$ -	\$ 1,745	\$ 9,373	\$ -	\$ 9,373	\$ -	\$ -			
K-5	CUW242	DEMOLITION UNSAFE STRUCTURES ⁸	SW	AAAACP	REGIONAL	\$ 1,000,000	\$ 24,867	\$ 410,040	\$ 21,524	\$ 568,436	\$ -	\$ -	\$ -	\$ -	\$ -	\$ -	\$ 589,960	\$ -	\$ 589,960	\$ -	\$ -				
K-5	CUW250	WATERSHED TRAILS & RECREATION IMPROV ⁸	SW	AAAACP	REGIONAL	\$ 387,639	\$ 9,431	\$ 112,689	\$ 11,233	\$ 263,717	\$ 4,558	\$ -	\$ -	\$ -	\$ -	\$ -	\$ 4,558	\$ 270,392	\$ -	\$ 270,392	\$ -	\$ -			
K-5	CUW253	FACILITIES SECURITY PROJECT ^{1,5}	SW	AAAACP	REGIONAL	\$ 5,300,000	\$ 234,328	\$ 4,308,224	\$ 142,789	\$ 848,987	\$ 142,346	\$ 100,591	\$ 748,839			\$ 991,776	\$ -	\$ -	\$ -	\$ -	\$ -				
K-5	CUW257	WATER PROTECTION ^{1,5}	SW	AAAACP	REGIONAL	\$ 1,448,720	\$ 113,871	\$ 497,747	\$ 481,704	\$ 469,269	\$ 357,690	\$ 593,283	\$ -	\$ -	\$ -	\$ 950,973	\$ -	\$ -	\$ -	\$ -	\$ -				
K-5	CUW261	REGIONAL WATER STORAGE RNR - BUDGET ^{1,5}	SW	AAAACP	REGIONAL	\$ 1,750,000	\$ 430,990	\$ 706,684	\$ 283,219	\$ 760,097	\$ 1,043,316	\$ -	\$ -	\$ -	\$ -	\$ 1,043,316	\$ -	\$ -	\$ -	\$ -	\$ -				
K-5	CUW262	TREATMENT FACS/WQ IMPROVE - BUDGET ⁸	SW	AAAACP	REGIONAL	\$ 4,801,000	\$ 896,697	\$ 3,201,827	\$ 293,371	\$ 1,305,802	\$ 622,441	\$ 473,078	\$ 33,103	\$ 24,981	\$ -	\$ 1,153,603	\$ 445,570	\$ -	\$ -	\$ -	\$ 445,570				
K-5	CUW263	CONVEYANCE/TRANSMISSION - BUDGET ⁸	SW	AAAACP	REGIONAL	\$ 7,825,000	\$ 1,404,501	\$ 4,019,441	\$ 381,217	\$ 3,424,342	\$ 2,062,574	\$ 749,747	\$ 217,706	\$ 1,642	\$ 446,362	\$ 3,478,031	\$ 327,528	\$ 327,528	\$ -	\$ -	\$ -				
K-5	CUW264	WATERSHED ROADS - BUDGET ⁸	SW	AAAACP	REGIONAL	\$ 3,000,000	\$ 202,638	\$ 1,517,064	\$ 145,665	\$ 1,337,271	\$ 687,176	\$ 473,915	\$ 69,916	\$ 17,763	\$ 118,158	\$ 1,753	\$ 1,368,681	\$ 114,255	\$ -	\$ -	\$ 114,255				
K-5	CUW127	INSTSCADA SYSTEM ^{7,8}	SW	AAAACP	LOCAL/REGIONAL	\$ 13,156,681	\$ 6,221,108	\$ 12,393,475	\$ -	\$ 763,206	\$ -	\$ -	\$ -	\$ -	\$ -	\$ -	\$ 763,206	\$ -	\$ 763,206	\$ -	\$ -				
K-5	CUW392	PROGRAM MANAGEMENT SERVICES - WSIF ^{2,4,8,10}	SW	AAAACP	LOCAL/REGIONAL	\$ 1,000,000	\$ (92,112)	\$ 758,065	\$ 33,289	\$ 208,646	\$ -	\$ 2	\$ -	\$ -	\$ -	\$ 2	\$ 241,933	\$ -	\$ 241,933	\$ -	\$ -				
K-5	CUW710	OCIP PROJECT CONTROL ^{2,8}	SW	AAAACP	LOCAL/REGIONAL	\$ 2,497,881	\$ 235,706	\$ 2,496,959	\$ -	\$ 922	\$ -	\$ -	\$ -	\$ -	\$ -	\$ -	\$ 922	\$ -	\$ 922	\$ -	\$ -				
	CUH977-03	HH MATHER FACILITIES	ST	AAAACP	Local	\$ 73,000	\$ 13,327	\$ 55,989	\$ -	\$ 17,011	\$ 17,011	\$ -	\$ -	\$ -	\$ -	\$ 17,011	\$ -	\$ -	\$ -	\$ -	\$ -				
TOTAL ALL PROJECTS PER K-5						\$ 118,189,672	\$ 10,579,063	\$ 101,421,685	\$ 2,480,523	\$ 14,287,464	\$ 5,282,240	\$ 2,610,385	\$ 1,100,609	\$ 46,619	\$ 557,836	\$ 1,753	\$ 9,599,442	\$ 7,168,545	\$ 334,596	\$ 6,274,124	\$ -	\$ 559,825			
LOCAL PROJECTS						\$ 73,000	\$ 13,327	\$ 55,989	\$ -	\$ 17,011	\$ 17,011	\$ -	\$ -	\$ -	\$ -	\$ 17,011	\$ -	\$ -	\$ -	\$ -	\$ -	\$ -			
JOINT LOCAL AND REGIONAL PROJECTS						\$ 16,654,562	\$ 6,364,702	\$ 15,648,499	\$ 33,289	\$ 972,774	\$ -	\$ 2	\$ -	\$ -	\$ -	\$ 2	\$ 1,006,061	\$ -	\$ 1,006,061	\$ -	\$ -				
REGIONAL PROJECTS						\$ 101,462,110	\$ 4,201,034	\$ 85,717,197	\$ 2,447,234	\$ 13,297,679	\$ 5,265,229	\$ 2,610,383	\$ 1,100,609	\$ 46,619	\$ 557,836	\$ 1,753	\$ 9,582,429	\$ 6,162,484	\$ 334,596	\$ 5,268,063	\$ -	\$ 559,825			
TOTAL ALL PROJECTS PER K-5						\$ 118,189,672	\$ 10,579,063	\$ 101,421,685	\$ 2,480,523	\$ 14,287,464	\$ 5,282,240	\$ 2,610,385	\$ 1,100,609	\$ 46,619	\$ 557,836	\$ 1,753	\$ 9,599,442	\$ 7,168,545	\$ 334,596	\$ 6,274,124	\$ -	\$ 559,825			
Proportional Water Use per J-Table						(BB)										66.67%	65.86%	65.83%	66.56%	67.63%	65.67%				
Wholesale Share before Customer Information System						(C1) = (AA) x (BB)										\$ 3,510,328	\$ 1,719,198	\$ 724,531	\$ 31,030	\$ 377,264	\$ 1,151	\$ 6,363,503			
Addition to K-5	CUW690	CUSTOMER INFORMATION SYSTEM ³	SW	AAAACP	LOCAL/REGIONAL	\$ 8,856,574	\$ 3,786,403	\$ 5,757,389	\$ 1,384,017	\$ 1,715,168	\$ 2,400,419	\$ 47,133	\$ 523,304	\$ 40,839	\$ 24,696	\$ -	\$ 3,036,391	\$ 62,794	\$ 51,242	\$ 11,552	\$ -	\$ -			
Water Regional share (49.7% of Customer Information System up to FY 2013 and 51.2% for FY 2014)																\$ 1,193,008	\$ 23,425	\$ 260,082	\$ 20,297	\$ 12,644	\$ -	\$ 1,509,457			
Wholesale share (2% from Water Regional share)						(C2)										\$ 23,860	\$ 469	\$ 5,202	\$ 406	\$ 253	\$ -	\$ 30,189			
Wholesale Share after Customer Information System						CC = (C1 + C2)										\$ 3,534,188	\$ 1,719,667	\$ 729,733	\$ 31,436	\$ 377,517	\$ 1,151	\$ 6,393,692			
Pooled Interest Rate in FY 2010-11						(DD1)										1.24%	-	-	-	-	-				
Pooled Interest Rate in FY 2011-12						(DD2)										1.11%	1.11%	-	-	-	-				
Pooled Interest Rate in FY 2012-13						(DD3)										0.85%	0.85%	0.85%							
Pooled Interest Rate in FY 2013-14						(DD4)										0.663%	0.663%	0.663%	0.663%						
Estimated Pooled Interest Rate in FY 2014-15 (as of March 31, 2015)						(DD5)										0.499%	0.499%	0.499%	0.499%	0.499%	0.499%				
Interest Amount in FY 2010-11						(EE1) = (CC) x (DD1)										\$ 43,824	\$ -	\$ -	\$ -	\$ -	\$ 43,824				
Interest Amount in FY 2011-12						(EE2) = (CC) x (DD2)										\$ 39,229	\$ 19,088	\$ -	\$ -	\$ -	\$ 58,318				
Interest Amount in FY 2012-13						(EE3) = (CC) x (DD3)										\$ 30,041	\$ 14,617	\$ 6,203	\$ -	\$ -	\$ 50,860				
Interest Amount in FY 2013-14						(EE4) = (CC) x (DD4)										\$ 23,432	\$ 11,401	\$ 4,838	\$ 208	\$ -	\$ 39,880				
Estimated Interest Amount in FY 2014-15 (as of March 31, 2015)						(EE5) = (CC) x (DD5)										\$ 17,636	\$ 8,581	\$ 3,641	\$ 157	\$ 1,884	\$ 31,905				
Balance due from Wholesale Customers						(FF) = (CC) + (EE1) + (EE2) + (EE3) + (EE4) + (EE5)										\$ 3,688,350	\$ 1,773,355	\$ 744,415	\$ 31,801	\$ 379,401	\$ 1,157	\$ 6,618,478			

					(A)	(B)	(C)	(D) = (A) - (B) - (C)	(E1)	(E2)	(E3)	(E4)	(E5)	(E6)	(F) = (E1) + (E2) + (E3)+(E4)+(E5) + (E6)	(G) = (C) + (D) - (E)	(H)	(I)	(J) = (A) - (B) - (E) - (G) - (H) - (I)		
Project	Project Title	Fund Type	Subfund	Classification	Appropriation	YTD Expenditures	PTD Expenditures	Encumbrances	Available Balance	Expenditures in						Total Expenditures	Unused Balance	Encumbrances As of June 30, 2015	Appropriation Transfer Out through Closeout Process As of June 30, 2015	DEOBLIGATE / OBLIGATION As of June 30, 2015	Unexpended Balances of Appropriation after Closeout and Deobligate As of June 30, 2015
					As of June 30, 2009	As of June 30, 2009	As of June 30, 2009	As of June 30, 2009	As of June 30, 2009	FY 2009-10	FY 2010-11	FY 2011-12	FY 2012-13	FY 2013-14	YTD FY 2014-15						
	Pooled Interest Rate in FY 2010-11		(DDD1)							1.24%	-	-	-	-	-						
	Pooled Interest Rate in FY 2011-12		(DDD2)							1.11%	1.11%	-	-	-	-						
	Pooled Interest Rate in FY 2012-13		(DDD3)							0.85%	0.85%	0.85%									
	Pooled Interest Rate in FY 2013-14		(DDD4)							0.663%	0.663%	0.663%	0.663%								
	Estimated Pooled Interest Rate in FY 2014-15 (as of March 31, 2015)		(DDD5)							0.499%	0.499%	0.499%	0.499%	0.499%	0.499%						
	Interest Amount in FY 2010-11		(EEE1) = (CCC) x (DDD1)							\$ 25,884	\$ -	\$ -	\$ -	\$ -	\$ -	\$ 25,884					
	Interest Amount in FY 2011-12		(EEE2) = (CCC) x (DDD2)							\$ 23,171	\$ 5,978	\$ -	\$ -	\$ -	\$ -	\$ 29,148					
	Interest Amount in FY 2012-13		(EEE3) = (CCC) x (DDD3)							\$ 17,743	\$ 4,577	\$ 1,006	\$ -	\$ -	\$ -	\$ 23,327					
	Interest Amount in FY 2013-14		(EEE4) = (CCC) x (DDD4)							\$ 13,840	\$ 3,570	\$ 785	\$ 277	\$ -	\$ -	\$ 18,195					
	Estimated Interest Amount in FY 2014-15 (as of March 31, 2015)		(EEE5) = (CCC) x (DDD5)							\$ 10,416	\$ 2,687	\$ 591	\$ 209	\$ 106	\$ 27	\$ 13,694					
	Balance due from Wholesale Customers		(FFF) = (CCC) + (EEE1) + (EEE2) + (EEE3) + (EEE4) + (EEE5)							\$ 2,178,506	\$ 555,338	\$ 120,777	\$ 42,279	\$ 21,384	\$ 5,538	\$ 2,923,204					

Notes:

- 1 Total expenditure only included amount up to the Unused Balance.
- 2 Expenditures under projects CUW392 and CUW710 were re-allocated to various projects. As a result, there are zero balance in expenditures for these projects.
- 3 Project CUW690 - Customer Care & Billing System will be specially allocated due to limit to Customer Services % (2%) in WSA contract section 5.05E.
- 4 There is a difference in Appropriation Balance as of March 31, 2009 vs. June 30, 2009.
- 5 Actual expenditures exceed available fund balance, assume the exceed expenditures are from encumbrances.
- 6 This project has been closed out as of June 6, 2013.
- 7 This project is split 64.3%/35.7%, Joint/City) per Revised Attachment K-2.
- 8 This project has been closed out as of June 30, 2012.
- 9 Project is included as part of the revenue funded capital project.
- 10 Project is included as part of the Water Enterprise revenue bond funded capital project.
- 11 Projects CUH975 and CUH977 were funded by revenue in FY 2009-10 and FY 2010-11. However, starting in FY 2011-12, these two projects were funded by Water Revenue Bond Series 2011B. As a result, Wholesale Customers were refunded \$10,838,326 (\$10,519,682 collected in FY 2009-10 and FY 2010-11 plus interest of \$318,644) in FY 2011-12.
- 12 Intentionally left blank.
- 13 There is a difference in Appropriation Balance as of March 31, 2009 vs. June 30, 2009.
- 14 Per discussion with Carlos Jacobo, project CUH810 is a custom work project and should be "POWER" not "JOINT". These custom works are mainly for street light maintenance.

ATTACHMENT L

ATTACHMENT L-1
IDENTIFICATION OF WSIP PROJECTS AS REGIONAL/RETAIL
(Section 5.04)

Project Number		Project Description
REGIONAL		
San Joaquin Region		
CUW373	Regional	San Joaquin Pipeline System Rehabilitation
CUW384	Regional	Tesla Advance Disinfection
CUW387	Regional	Tesla Portal Disinfection
Sunol Valley Region		
CUW352	Regional	Alameda Creek Fishery Enhancement
CUW355	Regional	Stand-by Power - Various Locations
CUW359	Regional	New Irvington Tunnel/Alameda Siphon No. 4
CUW370	Regional	Pipeline Readiness Improvements
CUW374	Regional	Calaveras Dam Replacement
CUW381	Regional	SVWTP 40 mgd Addition
CUW382	Regional	SVWTP Finished Water Reservoir
CUW386	Regional	San Antonio Pump Station Upgrade
Bay Division Region		
CUW353	Regional	Seismic Upgrade BDPL 3 & 4
CUW363	Regional	SCADA Phase II/Security Upgrades
CUW368	Regional	BDPL Reliability Upgrades
CUW380	Regional	BDPL 3 & 4 Crossover
CUW389	Regional	EBMUD Intertie
CUW393	Regional	BDPL 4 Slipline
Peninsula Region		
CUW354	Regional	Lower Crystal Springs Dam Improvement
CUW356	Regional	Crystal Springs Bypass Tunnel
CUW357	Regional	Adit Leak Repairs
CUW361	Regional	Pulgas Balancing Reservoir Rehabilitation and Improvements
CUW365	Regional	Cross Connection Control
CUW366	Regional	HTWTP Short Term Improvements
CUW367	Regional	HTWTP Long Term Improvements
CUW369	Regional	Capuchino Valve Lot Improvements
CUW371	Regional	Crystal Springs/San Andreas Transmission
CUW378	Regional	Crystal Springs Pipeline 2 Replacement
CUW379	Regional	San Andreas Pipeline 3 Installation
CUW390	Regional	Desalination
CUW391	Regional	Baden & San Pedro Valve Lots Improvements

ATTACHMENT L-1
IDENTIFICATION OF WSIP PROJECTS AS REGIONAL/RETAIL
(Section 5.04)

Project Number		Project Description
San Francisco Region		
CUW358	Regional	Sunset Reservoir Upgrades - North Basin
CUW372	Regional	University Mound Reservoir Upgrades - North Basin
System-Wide		
CUW388	Regional	PEIR
CUW392	Regional	Program Management Services
CUW394	Regional	Watershed Land Acquisition
RETAIL		
Reservoirs		
CUW307	Local	Summit Reservoir Rehabilitation
CUW310	Local	New Northwest Reservoir
CUW319	Local	Hunters Point Reservoir Rehabilitation
CUW334	Local	Stanford Heights Reservoir Rehabilitation
CUW335	Local	Potrero Heights Reservoir Rehabilitation
CUW337	Local	Sutro Reservoir Rehabilitation
Pump Stations/Tanks		
CUW306	Local	Crocker Amazon Pump Station Upgrade
CUW309	Local	Lake Merced Pump Station Upgrade
CUW314	Local	La Grande Tank Upgrade
CUW318	Local	Forest Hill Tank Rehabilitation
CUW320	Local	Forest Hill Pump Station Upgrade
CUW321	Local	Forest Knoll Pump Station Upgrade
CUW322	Local	Lincoln Park Pump Station Upgrade
CUW323	Local	Aleman Pump Station Upgrade
CUW324	Local	Mount Davidson Pump Station Upgrade
CUW326	Local	Palo Alto Pump Station Upgrade
CUW326	Local	Sktview-AquaVista Pump Station Upgrade
CUW327	Local	Summit Pump Station Upgrade
CUW328	Local	McLaren #1 Tank Rehabilitation
CUW329	Local	Potrero Heights Tank Seismic Upgrade
CUW330	Local	Forest Knoll Tank Seismic Upgrade
CUW331	Local	Lincoln Park Tank Seismic Upgrade
CUW332	Local	McLaren #2 Tank Rehabilitation
CUW333	Local	Mount Davidson Tank Seismic Upgrade
CUW338	Local	La Grande Pump Station Upgrade
CUW339	Local	Potrero Heights Pump Station Upgrade
CUW340	Local	Vista Francisco Pump Station Upgrade

ATTACHMENT L-1
IDENTIFICATION OF WSIP PROJECTS AS REGIONAL/RETAIL
(Section 5.04)

Project Number		Project Description
Pipelines/Valves		
CUW304	Local	North University Mound System Upgrade
CUW308	Local	Motorize Key Valves
CUW311	Local	Sunset Circulation Improvements
CUW312	Local	Lincoln Way Transmission Line
CUW313	Local	Noe Valley Transmission Main, Phase 2
CUW315	Local	East/West Transmission Main
CUW316	Local	Fulton @ Sixthe Ave Main Replacement
Water Supply/Water Quality		
CUW301	Local	Groundwater
CUW302	Local	Recycled Water
CUW364	Local	Lawrence-Livermore National Laboratory Water Quality Improvements
Miscellaneous		
CUW303	Local	Vehicle Service Facility Upgrade
CUW305	Local	Fire Protection at CCD

03/13/06

\$507,815,000
PUBLIC UTILITIES COMMISSION
OF THE CITY AND COUNTY OF SAN FRANCISCO
SAN FRANCISCO WATER REVENUE BONDS, 2006 SERIES A

\$110,065,000
PUBLIC UTILITIES COMMISSION
OF THE CITY AND COUNTY OF SAN FRANCISCO
SAN FRANCISCO WATER REVENUE BONDS, 2006 REFUNDING SERIES B

CERTIFICATE REGARDING USE OF PROCEEDS

The undersigned hereby states and certifies as follows:

(i) The undersigned is the General Manager of the Public Utilities Commission of the City and County of San Francisco (the "Commission"), and is authorized to execute this certificate on behalf of the Commission and is knowledgeable with respect to the matters set forth herein.

(ii) On the date hereof, the Commission is issuing the two series of bonds captioned above (the "2006 Series A Bonds," the "2006 Refunding Series B Bonds" and, together, the "Bonds") pursuant to an Amended and Restated Indenture dated as of August 1, 2002 and the First Supplemental Indenture dated as of March 1, 2006 (collectively, the "Indenture"), both by and between the Commission and U.S. Bank National Association, as trustee (the "Trustee").

(iii) The Trustee will transfer and deposit the proceeds of the 2006 Series A Bonds received by the Trustee on the date hereof as follows:

(1) \$48,212,528.32 will be deposited in the 2006 Series A Capitalized Interest Account established within the Interest Fund;

(2) \$15,958,031.25 will be deposited in the 2006 Series A Reserve Account of the Bond Reserve Fund;

(3) \$623,906.09 will be deposited in the 2006 Series A Costs of Issuance Fund;

(4) \$120,622,352.19 will be deposited in the 2006 Series A Refunding Fund and transferred pursuant to Irrevocable Refunding Instructions of the Commission dated the date hereof; and

(5) the remaining \$338,600,816.86 will be transferred to the Treasurer for deposit to the 2006 Series A Project Fund.

(iv) The proceeds of the 2006 Series A Bonds transferred pursuant to the Irrevocable Refunding Instructions of the Commission will be used to defease and refund the Commission's Commercial Paper Notes (Water Series) on a current basis. The Notes were issued to finance a portion of the facilities described in Exhibit A hereto.

(v) The proceeds of the Bonds deposited in the 2006 Series A Project Fund will be used to finance a portion of the facilities described in Exhibit A hereto.

(vi) The Trustee will transfer and deposit the proceeds of the 2006 Refunding Series B Bonds received by the Trustee on the date hereof as follows:

(1) \$192,498.04 will be deposited in the 2006 Refunding Series B Costs of Issuance Fund; and

(2) \$111,178,241.95 will be deposited in the 2006 Refunding Series B Refunding Fund.

(vii) The proceeds of the Bonds deposited in the 2006 Refunding Series B Refunding Fund, together with amounts on deposit in the funds and accounts established under the Indenture for the Commission's San Francisco Water Revenue Bonds, 1996 Series A (the "1996 Series A Bonds") and its San Francisco Water Revenue Bonds, 2001 Series A (the "2001 Series A Bonds"), will be used to refund on an advance basis a portion of the outstanding 1996 Series A Bonds and a portion of the outstanding 2001 Series A Bonds. The portion of the 1996 Series A Bonds being refunded were issued to finance the facilities (the "1996 Project") described in Exhibit B hereto, and the portion of the 2001 Series A Bonds being refunded were used to finance the facilities (the "2001 Project") described in Exhibit B hereto.

(viii) Exhibit C hereto attached describes (A) each use to be made by any person of the Project, the 1996 Project and the 2001 Project other than use by the Commission and other non-federal governmental units and other than use by members of the public generally, and (B) payments (if any) directly or indirectly in respect of such use which are to be made after the date hereof;

(ix) Other than as set forth in Exhibit A and Exhibit B, no portion of the proceeds of the Bonds will be used, directly or indirectly, to make or finance a loan to any person (other than a State or local government unit) or to acquire property which will be sold or leased to any person (other than a State or local government unit) on an installment a sale basis except as referenced in Exhibit C.

(x) The Commission expects to use the Project for the purposes referenced and discussed in Exhibit A, Exhibit B, Exhibit C and Exhibit D or for other governmental purposes of the Commission during the entire term of the Bonds.

(xi) Set forth on Exhibit D is the Commission's methodology for determining governmental use and private use with respect to the water enterprise.

(xii) To the best knowledge of the undersigned, the above statements are reasonable and there are no other facts, estimates or circumstances, other than those set forth herein, that would materially affect the statements made herein.

Capitalized terms used but not defined herein have the meanings set forth in the Indenture.

IN WITNESS WHEREOF, I have hereunto set my name this 15th day of March, 2006.

PUBLIC UTILITIES COMMISSION OF THE
CITY AND COUNTY OF SAN FRANCISCO

By: 

General Manager

ATTACHMENT L-2 (CONTINUED)
WATER ENTERPRISE REVENUE BOND 2006 SERIES A
SUMMARY OF SOURCES AND USES OF FUNDS
(Section 5.04)

Source: Closing Documents (Certificate Regarding Use of Proceeds)

Proceeds

Principal	507,815,000.00
Plus Premium	19,109,138.35
Minus Underwriter's Discount	(932,940.06)
Minus Insurance	<u>(1,973,563.58)</u>
Net Proceeds	524,017,634.71

Use of Proceeds

Capitalized Interest Fund	48,212,528.32	
Bond Reserve Fund	15,958,031.25	
Insurance Fund	623,906.09	
Series A Refunding Fund	120,622,352.19	} 459,223,169.05
Series A Project Fund	<u>338,600,816.86</u>	
Total Uses	524,017,634.71	

	Commercial Paper	Project Fund	Total
Hetch Hetchy			
Tesla Portal Disinfection	251,262.58	1,147,302.42	1,398,565.00
Advance Disinfection	429,714.76	5,611,554.24	6,041,269.00
SJPL	<u>4,737,937.28</u>	<u>17,784,667.72</u>	<u>22,522,605.00</u>
Total Hetch Hetchy	5,418,914.62	24,543,524.38	29,962,439.00
SF Regional			
University Mound - North	55,728.10	5,964,279.90	6,020,008.00
Sunset - North	7,525,896.84	28,782,094.16	36,307,991.00
Groundwater	3,400,973.67	2,963,110.33	6,364,084.00
Recycled Water	<u>1,548,036.76</u>	<u>11,316,958.24</u>	<u>12,864,995.00</u>
Total SF Regional	12,530,635.37	49,026,442.63	61,557,078.00
SF Local	45,405,787.71	106,407,313.30	151,813,101.01
Sunol Valley Subregional			
Calaveras Dam	9,065,945.51	15,993,818.49	25,059,764.00
Stand-by Power	556,398.67	1,207,319.33	1,763,718.00
Pipeline Readiness	649,566.31	4,942,205.69	5,591,772.00
SAPS Upgrade	213,423.44	1,748,134.56	1,961,558.00
SVWTP Finished Water Res	3,317,203.82	7,838,383.18	11,155,587.00
Irvington Tunnel	4,084,139.65	18,247,176.35	22,331,316.00
Alameda Creek Fishery	656,765.00	1,327,119.00	1,983,884.00
SVWTP 40 mgd Addition	<u>25,378.75</u>	<u>3,474,585.25</u>	<u>3,499,964.00</u>
Total Sunol Valley Subregional	18,568,821.15	54,778,741.85	73,347,563.00

ATTACHMENT L-2 (CONTINUED)
WATER ENTERPRISE REVENUE BOND 2006 SERIES A
SUMMARY OF SOURCES AND USES OF FUNDS
(Section 5.04)

Miscellaneous				
PEIR	3,204,177.44	5,103,872.56	8,308,050.00	
PPPCMS Services	2,964,786.31	10,358,811.69	13,323,598.00	
Watershed Land Acquisition	-	502,660.00	502,660.00	
Total Miscellaneous	6,168,963.75	15,965,344.25	22,134,308.00	
LLNL	133,156.60	282,702.40	415,859.00	
Bay Division Subregional				
Seismic Upgrade BDPL 3 & 4	4,758,306.54	16,481,539.46	21,239,846.00	
BDPL Reliability	4,360,664.44	40,874,800.56	45,235,465.00	
BDPL 3 & 4 Crossover	802,494.94	493,817.06	1,296,312.00	
SCADA Phase II	65,497.37	1,247,963.63	1,313,461.00	
EBMUD Intertie	6,668,906.37	4,075,015.63	10,743,922.00	
BDPL 4 Slipline	-	1,219,251.00	1,219,251.00	
Total Bay Division Subregional	16,655,869.66	64,392,387.34	81,048,257.00	
Peninsula Subregional				
Capuchino Valve Lot	162,584.69	753,779.31	916,364.00	
CS/SA Transmission	2,288,853.10	3,448,975.90	5,737,829.00	
Adit Leak Repair	255,334.99	1,650,368.01	1,905,703.00	
HTWTP Short Term	2,874,763.69	3,582,860.31	6,457,624.00	
Cross Connection Control	1,150,559.48	324,549.52	1,475,109.00	
CS Bypass Tunnel	2,873,475.22	15,532,584.78	18,406,060.00	
LCS Dam Improvement	931,587.07	3,278,932.93	4,210,520.00	
Pulgas Balancing Reservoir	1,218,341.39	2,706,284.61	3,924,626.00	
HTWTP Long Term	1,107,185.77	2,549,793.23	3,656,979.00	
Baden & San Pedro Valve Lots	60,203.48	2,963,540.52	3,023,744.00	
Total Peninsula Subregional	12,922,888.88	36,791,669.12	49,714,558.00	
San Francisco Subregional				
CSPL 2 Replacement	1,269,111.95	5,019,824.05	6,288,936.00	
SAPL 3	1,492,584.40	1,942,479.60	3,435,064.00	
Desalination	55,618.10	596,473.90	652,092.00	
Total San Francisco Subregional	2,817,314.45	7,558,777.55	10,376,092.00	
Grand Total	120,622,352.19	359,746,902.82	480,369,255.01	
Regional			328,140,295.00	68.31%
Local			152,228,960.01	31.69%
			480,369,255.01	

This certificate is for illustration only. It was prepared in 2006 and shown groundwater and recycled water projects as regional instead of local. In addition, it does not reflect expenditures for the portions of regional assets which in rate base as of June 30, 2008 nor what is expected to be added to rate base through June 30, 2009. For these reasons, the percentages shown for regional and local projects are not accurate.

ATTACHMENT L-3
WATER ENTERPRISE REVENUE BOND 2006 SERIES A
ANNUAL REPORT ON EXPENDITURES OF AND EARNINGS ON PROCEEDS
AS OF JUNE 30, 2009
(Section 5.04 A)

Project Number		Project Description	Net Financing Proceeds ¹	Appropriated Interest Earnings ²	Adjusted Project Funding	Expenditures Thru 6/30/09 ³	Remaining Balance
REGIONAL PROGRAM							
		San Joaquin Region					
CUW373	Regional	San Joaquin Pipeline System Rehabilitation	1,398,565				
CUW384	Regional	Tesla Advance Disinfection	6,041,269				
CUW387	Regional	Tesla Portal Disinfection	22,522,605				
		Total San Joaquin Region	29,962,439				
		Sunol Valley Region					
CUW352	Regional	Alameda Creek Fishery Enhancement	1,983,884				
CUW355	Regional	Stand-by Power - Various Locations	1,763,718				
CUW359	Regional	New Irvington Tunnel/Alameda Siphon No. 4	22,331,316				
CUW370	Regional	Pipeline Readiness Improvements	5,591,772				
CUW374	Regional	Calaveras Dam Replacement	25,059,764				
CUW381	Regional	SVWTP 40 mgd Addition	3,499,964				
CUW382	Regional	SVWTP Finished Water Reservoir	11,155,587				
CUW386	Regional	San Antonio Pump Station Upgrade	1,961,558				
		Total Sunol Valley Region	73,347,563				
		Bay Division Region					
CUW353	Regional	Seismic Upgrade BDPL 3 & 4	21,234,846				
CUW363	Regional	SCADA Phase II/Security Upgrades	1,313,461				
CUW368	Regional	BDPL Reliability Upgrades	45,235,465				
CUW380	Regional	BDPL 3 & 4 Crossover	21,239,846				
CUW389	Regional	EBMUD Intertie	10,743,922				
CUW393	Regional	BDPL 4 Slipline	1,219,251				
		Total Bay Division Region	100,986,791				
		Peninsula Region					
CUW354	Regional	Lower Crystal Springs Dam Improvement	4,210,520				
CUW356	Regional	Crystal Springs Bypass Tunnel	18,406,090				
CUW357	Regional	Adit Leak Repairs	1,905,703				
CUW361	Regional	Pulgas Balancing Reservoir Rehabilitation and Improvements	3,824,626				
CUW365	Regional	Cross Connection Control	1,475,109				
CUW366	Regional	HTWTP Short Term Improvements	6,457,624				
CUW367	Regional	HTWTP Long Term Improvements	3,656,979				
CUW369	Regional	Capuchino Valve Lot Improvements	916,364				
CUW371	Regional	Crystal Springs/San Andreas Transmission	5,737,829				
CUW378	Regional	Crystal Springs Pipeline 2 Replacement	6,288,936				
CUW379	Regional	San Andreas Pipeline 3 Installation	3,435,064				
CUW390	Regional	Desalination	652,092				
CUW391	Regional	Baden & San Pedro Valve Lots Improvements	3,023,744				
		Total Peninsula Region	60,090,650				
		San Francisco Region					
CUW358	Regional	Sunset Reservoir Upgrades - North Basin	6,020,008				
CUW372	Regional	University Mound Reservoir Upgrades - North Basin	36,307,991				
		Total San Francisco Region	42,327,999				
		System-Wide					
CUW388	Regional	PEIR	8,308,050				
CUW392	Regional	Program Management Services	13,323,598				
CUW394	Regional	Watershed Land Acquisition	502,660				
		Total System-Wide	22,134,308				
		Total Regional Program	328,849,750				
LOCAL PROGRAM							
		Reservoirs					
CUW307	Local	Summit Reservoir Rehabilitation					
CUW310	Local	New Northwest Reservoir					
CUW319	Local	Hunters Point Reservoir Rehabilitation					
CUW334	Local	Stanford Heights Reservoir Rehabilitation					
CUW335	Local	Potrero Heights Reservoir Rehabilitation					
CUW337	Local	Sutro Reservoir Rehabilitation					
		Total Reservoirs					
		Pump Stations/Tanks					
CUW306	Local	Crocker Amazon Pump Station Upgrade					
CUW309	Local	Lake Merced Pump Station Upgrade					
CUW314	Local	La Grande Tank Upgrade					
CUW318	Local	Forest Hill Tank Rehabilitation					
CUW320	Local	Forest Hill Pump Station Upgrade					
CUW321	Local	Forest Knoll Pump Station Upgrade					
CUW322	Local	Lincoln Park Pump Station Upgrade					
CUW323	Local	Alemany Pump Station Upgrade					
CUW324	Local	Mount Davidson Pump Station Upgrade					

WATER ENTERPRISE REVENUE BOND 2006 SERIES A
ANNUAL REPORT ON EXPENDITURES OF AND EARNINGS ON PROCEEDS
AS OF JUNE 30, 2009
(Section 5.04 A)

Project Number	Project Description	Net Financing Proceeds ¹	Appropriated Interest Earnings ²	Adjusted Project Funding	Expenditures Thru 6/30/09 ³	Remaining Balance
CUW326	Local Palo Alto Pump Station Upgrade					
CUW326	Local Sktview-AquaVista Pump Station Upgrade					
CUW327	Local Summit Pump Station Upgrade					
CUW328	Local McLaren #1 Tank Rehabilitation					
CUW329	Local Potrero Heights Tank Seismic Upgrade					
CUW330	Local Forest Knoll Tank Seismic Upgrade					
CUW331	Local Lincoln Park Tank Seismic Upgrade					
CUW332	Local McLaren #2 Tank Rehabilitation					
CUW333	Local Mount Davidson Tank Seismic Upgrade					
CUW338	Local La Grande Pump Station Upgrade					
CUW339	Local Potrero Heights Pump Station Upgrade					
CUW340	Local Vista Francisco Pump Station Upgrade					
Total Pump Stations/Tanks						
Pipelines/Valves						
CUW304	Local North University Mound System Upgrade					
CUW308	Local Motorize Key Valves					
CUW311	Local Sunset Circulation Improvements					
CUW312	Local Lincoln Way Transmission Line					
CUW313	Local Noe Valley Transmission Main, Phase 2					
CUW315	Local East/West Transmission Main					
CUW316	Local Fulton @ Sixth Ave Main Replacement					
Total Pipelines/Valves						
Water Supply/Water Quality						
CUW301	Local Groundwater					
CUW302	Local Recycled Water					
CUW364	Local Lawrence-Livermore National Laboratory Water Quality Improvements					
Total Water Supply/Water Quality						
Miscellaneous						
CUW303	Local Vehicle Service Facility Upgrade					
CUW305	Local Fire Protection at CCD					
Total Miscellaneous						
Total Local Program						
Grand Total Regional and Local Programs						
Unappropriated Interest Earnings						
Percent of Net Proceeds⁴						
Percent of Net Proceeds and Earnings⁴						

¹Net financing proceeds available on date of issue (i.e. deposit to project fund)

²Cumulative net of arbitrage rebate liability

³Cumulative

⁴If financing sources Substantially Expended, proceed allocations are then fixed

ATTACHMENT M

REVENUE-FUNDED CAPITAL ADDITIONS (Section 5.04.B)

Subfund: 5W CPF WCF - Wholesale Customer Capital Fund (Water)

ATTACHMENT M-1

Page 1 of 2

Projected FAMIS as of July 1, 2009 (Day 1 of New Budget Year)

Based on Proportionate Annual Water Deliveries of ...									
A	B	C	D	E	F	G=C-D-F	H	I=G-H	
Wholesale Customer Capital Fund (5W CPF WCF)									
Project	Title	FY 2009-10 Approved Budget - Total Regional	FY 2009-10 Approved Budget - WHOLESALE SHARE	Total Appropriation - All Years	Fiscal Year 2009-10 Actual Expenditures	Encumbered But Not Expended	Appropriated, Unencumbered Balance	Projected Expended & Encumbered through 6/30/2010	Projected Surplus / (Shortfall)
CUW262	Regional Water RnR - Treatment Facilities	\$ 1,000,000	\$ 687,000	\$ 687,000	\$ -	\$ -	\$ 687,000	\$ 229,000	\$ 458,000
CUW263	Regional Water RnR - Conveyance/Transmission Systems	\$ 7,000,000	\$ 4,809,000	\$ 4,809,000	\$ -	\$ -	\$ 4,809,000	\$ 1,603,000	\$ 3,206,000
CUW264	Regional Water - Watersheds / ROW Management	\$ 500,000	\$ 343,500	\$ 343,500	\$ -	\$ -	\$ 343,500	\$ 114,000	\$ 229,500
FUW100	Regional Water - Facilities Maintenance	\$ 3,700,000	\$ 2,541,900	\$ 2,541,900	\$ -	\$ -	\$ 2,541,900	\$ 847,000	\$ 1,694,900
CUW261	Regional Water - Storage								
Regional Total		\$ 12,200,000	\$ 8,381,400	\$ 8,381,400	\$ -	\$ -	\$ 8,381,400	\$ 2,793,000	\$ 5,588,400

Source: * SFPUC Commission Approved Budget, February 2009, Same Format
 ^ FAMIS - City's Official Financial System of Record

Ties to Budget Hearing Materials

REVENUE-FUNDED CAPITAL ADDITIONS (Section 5.04.B)

Subfund: 5W CPF WCF - Wholesale Customer Capital Fund (Water)

Projected FAMIS as of June 30, 2010 (Last Day of Budget Year)

Based on Proportionate Annual Water Deliveries of ...									
Wholesale Customer Capital Fund (5W CPF WCF)									
Project	Title	FY 2009-10 Approved Budget - Total Regional	FY 2009-10 Approved Budget - WHOLESALE SHARE	Total Appropriation - All Years	Fiscal Year 2009-10 Actual Expenditures	Encumbered But Not Expended	Appropriated, Unencumbered Balance	Projected Expended & Encumbered through 6/30/2011	Projected Surplus / (Shortfall)
CUW262	Regional Water RnR - Treatment Facilities	\$ 1,000,000	\$ 687,000	\$ 687,000	\$ 235,000	\$ -	\$ 452,000	\$ 409,000	\$ 43,000
CUW263	Regional Water RnR - Conveyance/Transmission Systems	\$ 7,000,000	\$ 4,809,000	\$ 4,809,000	\$ 1,395,000	\$ 25,000	\$ 3,389,000	\$ 1,589,000	\$ 1,800,000
CUW264	Regional Water - Watersheds / ROW Management	\$ 500,000	\$ 343,500	\$ 343,500	\$ 115,000	\$ 50,000	\$ 178,500	\$ 35,500	\$ 143,000
FUW100	Regional Water - Facilities Maintenance	\$ 3,700,000	\$ 2,541,900	\$ 2,541,900	\$ 850,000	\$ 123,000	\$ 1,568,900	\$ 768,900	\$ 800,000
CUW261	Regional Water - Storage								
Regional Total		\$ 12,200,000	\$ 8,381,400	\$ 8,381,400	\$ 2,595,000	\$ 198,000	\$ 5,588,400	\$ 2,802,400	\$ 2,786,000

Source: * SFPUC Commission Approved Budget, February 2009, Same Format
 ^ FAMIS - City's Official Financial System of Record

Shown On Attachment N-2, Schedule 3
 Revenue Capital - Actual Expenditures

Shown on Attachment N-2, Schedule 3
 Continuing Appropriation
 Needed for Multi-Year
 Revenue Funded Capital

Ties to Budget Hearing Materials
 Shown on Attachment N-2, Schedule 3

REVENUE-FUNDED CAPITAL ADDITIONS (Section 5.04.B)
Subfund: 5T CPF WCF - Wholesale Customer Capital Fund (Hetch Hetchy)

Projected FAMIS as of July 1, 2009 (Day 1 of New Budget Year)

Based on Proportionate Annual Water Deliveries of ...											
68.1%											
		FY 2009-10 Approved Budget - Total Regional	FY 2009-10 Approved Budget - WHOLESALE SHARE	Total Appropriation - All Years^		Fiscal Year 2009-10 Actual Expenditures^		Encumbered But Not Expended^	Appropriated, Unencumbered Balance^	Projected Expended & Encumbered through 6/30/2010	Projected Surplus / (Shortfall)
Project	Title										
CUH931	HH Microwave Replacement	\$ 4,000,000	J \$ 1,224,900	\$ 1,224,900	\$ -	\$ -	\$ -	\$ -	\$ 1,224,900	\$ 408,000	\$ 816,900
CUH977	HH Water R&R - Facilities Maintenance	\$ 3,500,000	J \$ 1,071,788	\$ 1,071,788	\$ -	\$ -	\$ -	\$ -	\$ 1,071,788	\$ 357,000	\$ 714,788
CUH947	SEA - Go Solar Incentive Project	\$ 4,000,000	P \$ -	\$ -	\$ -	\$ -	\$ -	\$ -	\$ -	\$ -	\$ -
CUH971	Alternative Transmission Studies	\$ 1,000,000	P \$ -	\$ -	\$ -	\$ -	\$ -	\$ -	\$ -	\$ -	\$ -
CUH976	HH Water R&R - Power Infrastructure	\$ 16,700,000	P \$ -	\$ -	\$ -	\$ -	\$ -	\$ -	\$ -	\$ -	\$ -
CUH979	Hunters Point Municipal Power	\$ -	P \$ -	\$ -	\$ -	\$ -	\$ -	\$ -	\$ -	\$ -	\$ -
CUH983	Civic Center Sustainability District	\$ 1,090,000	P \$ -	\$ -	\$ -	\$ -	\$ -	\$ -	\$ -	\$ -	\$ -
CUH986	General Fund Dept - Energy Efficiency Renewable/Generation	\$ 7,365,158	P \$ -	\$ -	\$ -	\$ -	\$ -	\$ -	\$ -	\$ -	\$ -
	Treasure Island Improvement Project	\$ 3,501,307	P \$ -	\$ -	\$ -	\$ -	\$ -	\$ -	\$ -	\$ -	\$ -
	Enterprise Fund Dept - Energy Efficiency	\$ 2,700,000	P \$ -	\$ -	\$ -	\$ -	\$ -	\$ -	\$ -	\$ -	\$ -
	Enterprise Fund Dept - Energy Efficiency	\$ 325,722	P \$ -	\$ -	\$ -	\$ -	\$ -	\$ -	\$ -	\$ -	\$ -
CUH975	HH Water R&R - Water Infrastructure	\$ 6,000,000	W \$ 4,083,000	\$ 4,083,000	\$ -	\$ -	\$ -	\$ -	\$ -	\$ 1,361,000	\$ -
	Toulumne River Watershed Protection	\$ 2,000,000	W \$ 1,361,000	\$ 1,361,000	\$ -	\$ -	\$ -	\$ -	\$ -	\$ 454,000	\$ -
Regional Total		\$ 52,182,187	\$ 7,740,688	\$ 7,740,688	\$ -	\$ -	\$ -	\$ -	\$ 2,296,688	\$ 2,580,000	\$ 1,531,688

Source: * SFPLC Commission Approved Budget, February 2009, Same Format
^ FAMIS - City's Official Financial System of Record

Ties to Budget Hearing Materials

REVENUE-FUNDED CAPITAL ADDITIONS (Section 5.04.B)
Subfund: 5T CPF WCF - Wholesale Customer Capital Fund (Hetch Hetchy)

Projected FAMIS as of June 30, 2010 (Last Day of Budget Year)

Wholesale Customer Capital Fund (5W CPF WCF)										
68.1%										
Project	Title	FY 2009-10 Approved Budget - WHOLESALE SHARE	FY 2009-10 Approved Budget - Total Regional	Total		Fiscal Year		Encumbered But Not Expended^	Appropriated, Unencumbered Balance^	Projected Expended & Encumbered through 6/30/2011
				Appropriation - All Years^	All Years Actual Expenditures^	All Years Actual Expenditures^	2009-10 Actual Expenditures^			
CUH931	HH Microwave Replacement	J \$ 1,224,900	\$ 4,000,000	\$ 1,224,900	\$ 1,224,900	\$ 1,224,900	\$ -	\$ -	\$ -	\$ -
CUH977	HH Water R&R - Facilities Maintenance	J \$ 1,071,788	\$ 3,500,000	\$ 1,071,788	\$ 1,071,788	\$ 1,071,788	\$ -	\$ -	\$ (1)	\$ -
CUH947	SEA - Go Solar Incentive Project	P \$ -	\$ 4,000,000	\$ -	\$ -	\$ -	\$ -	\$ -	\$ -	\$ -
CUH971	Alternative Transmission Studies	P \$ -	\$ 1,000,000	\$ -	\$ -	\$ -	\$ -	\$ -	\$ -	\$ -
CUH976	HH Water R&R - Power Infrastructure	P \$ -	\$ 16,700,000	\$ -	\$ -	\$ -	\$ -	\$ -	\$ -	\$ -
CUH979	Hunters Point Municipal Power	P \$ -	\$ -	\$ -	\$ -	\$ -	\$ -	\$ -	\$ -	\$ -
CUH983	Civic Center Sustainability District	P \$ -	\$ 1,090,000	\$ -	\$ -	\$ -	\$ -	\$ -	\$ -	\$ -
CUH986	General Fund Dept - Energy Efficiency Renewable/Generation	P \$ -	\$ 3,501,307	\$ -	\$ -	\$ -	\$ -	\$ -	\$ -	\$ -
	Treasure Island Improvement Project	P \$ -	\$ 2,700,000	\$ -	\$ -	\$ -	\$ -	\$ -	\$ -	\$ -
	Enterprise Fund Dept - Energy Efficiency	P \$ -	\$ 325,722	\$ -	\$ -	\$ -	\$ -	\$ -	\$ -	\$ -
CUH975	HH Water R&R - Water Infrastructure	W \$ 4,083,000	\$ 6,000,000	\$ 4,083,000	\$ 4,083,000	\$ 4,083,000	\$ -	\$ -	\$ -	\$ -
	Toulumne River Watershed Protection	W \$ 1,361,000	\$ 2,000,000	\$ 1,361,000	\$ 1,361,000	\$ 1,361,000	\$ -	\$ -	\$ -	\$ -
Regional Total		\$ 7,740,688	\$ 52,182,187	\$ 7,740,688	\$ 7,740,688	\$ 7,740,688	\$ -	\$ -	\$ (1)	\$ -

Source: * SFPLC Commission Approved Budget, February 2009, Same Format
^ FAMIS - City's Official Financial System of Record

Ties to Budget Hearing Materials

Shown On Attachment N-2, Schedule 6
Revenue Capital - Actual Expenditures

Shown On Attachment N-2, Schedule 6
Continuing Appropriation
Needed for Multi-Year
Revenue Funded Capital

ATTACHMENT M-2

REVENUE FUNDED CAPITAL ANNUAL REPORTING REQUIREMENTS (Section 5.04B)

Part A. Updated Actual Information Through Most Recent Fiscal Year (Due in November)

Each year, the SFPUC will provide a report on the status of the regional revenue funded projects with the following information:

Project-level information (through close-out)

- 1 Scope of project
- 2 Current cost estimate/budget.
- 3 Expected milestone dates (ie, design, environmental, construction period, close-out, etc.)
- 4 Contract status
- 5 Reasons for status changes from prior report.
- 6 Other information relevant to whether project is on time/on budget.
- 7 For most recently completed fiscal year and estimated for current year:
 - 8 Total expenditures (capital and operating); amounts paid from other sources.
 - 9 Amount of encumbered and unencumbered appropriations
 - 10 Application of any unused appropriations

Wholesale Capital Fund

- 11 Beginning balance, deposits, capital expenditures (by project), earnings, ending balance.
- 12 Components of ending balance; wholesale portion of:
 - 13 Appropriated and encumbered
 - 14 Appropriated but unencumbered

Part B. Proposed Appropriations for Upcoming Year (Due in March)

- 15 Project information, to the extent not provided in Part A
- 16 Expected funding needs for regional projects
- 17 Unused or excess appropriations carried over.
- 18 Proposed appropriation for upcoming fiscal year.

Amended Attachment M-3
Wholesale Capital Fund and Balancing Account Adjustment
Reference Amended Section 6.08E

A. Cash Flow in Wholesale Capital Fund		Original 5 Year True-up Method FYEs 2010-2018									Amended Annual True-Up (FYE 2019 and Beyond)				
		FYE 2010	FYE 2011	FYE 2012	FYE 2013	FYE 2014	FYE 2015	FYE 2016	FYE 2017	FYE 2018	FYE 2019	FYE 2020	FYE 2021	FYE 2022	FYE 2023
1	Beginning Total Balance (1)	-	8,818,323	12,404,275	15,761,658	16,268,065	9,084,304	17,243,583	32,251,212	29,842,765	33,698,785	41,548,944	47,366,205	36,848,850	21,206,239
2	Annual Appropriation (2)	10,476,724	8,636,920	21,737,468	11,285,643	18,668,585	15,432,451	21,138,051	11,184,265	17,847,379	26,424,000	26,420,000	13,210,000	13,210,000	13,210,000
3	Annual Expenditures (3)	(1,778,695)	(5,202,897)	(18,553,119)	(10,916,349)	(5,758,565)	(7,331,312)	(6,245,954)	(13,892,649)	(14,361,409)	(18,089,498)	(16,723,232)	(28,485,215)	(33,563,793)	(22,018,000)
4	Interest Earnings (4)	120,294	151,929	173,034	137,113	180,672	58,140	115,532	299,936	370,050	475,153	664,783	757,859	711,183	409,280
June 30 Balances Before Balancing Account Transfers															
5	Total Balance (5)	8,818,323	12,404,275	15,761,658	16,268,065	29,358,756	17,243,583	32,251,212	29,842,765	33,698,785	42,508,440	51,910,495	32,848,850	17,206,239	12,807,520
6	Amount Encumbered as of June 30 (6)					(1,927,466)					(1,000,000)	(1,000,000)	(1,000,000)	(2,000,000)	(2,000,000)
7	Unencumbered Balance (7)	n/a	n/a	n/a	n/a	27,431,290	n/a	n/a	n/a	n/a	41,508,440	50,910,495	31,848,850	15,206,239	10,807,520
8	Transfer From/(To) Balancing Account (8)	n/a	n/a	n/a	n/a	(20,274,452)	n/a	n/a	n/a	n/a	(959,496)	(4,544,290)	4,000,000	4,000,000	4,000,000
Ending Balances After Balancing Account Transfers															
9	Ending Total Balance (9)	8,818,323	12,404,275	15,761,658	16,268,065	9,084,304	17,243,583	32,251,212	29,842,765	33,698,785	41,548,944	47,366,205	36,848,850	21,206,239	16,807,520
10	Unencumbered Ending Balance (10)	n/a	n/a	n/a	n/a	7,156,838	n/a	n/a	n/a	n/a	40,548,944	46,366,205	35,848,850	19,206,239	14,807,520
B. Calculation of Target Balance															
11	Target WCF Balance (11)					7,156,838					40,548,944	46,366,205	40,559,076	34,346,800	29,062,000
C. Calculation of Remaining Cumulative Appropriation															
12	Cumulative Appropriation Since FYE 2010 (12)	10,476,724	19,113,644	40,851,112	52,136,755	70,805,340	86,237,791	107,375,842	118,560,107	136,407,486	162,831,486	189,251,486	202,461,486	215,671,486	228,881,486
13	Cumulative Expenditures Since FYE 2010 (13)	(1,778,695)	(6,981,592)	(25,534,711)	(36,451,060)	(42,209,626)	(49,540,938)	(55,786,891)	(69,679,540)	(84,040,949)	(102,130,447)	(118,853,679)	(147,338,893)	(180,902,686)	(202,920,686)
14	Total Remaining Cumulative Appropriation (14)					28,595,715	36,696,854	51,588,951	48,880,567	52,366,537	60,701,040	70,397,808	55,122,593	34,768,800	25,960,800
15	Amount Encumbered as of June 30 (15)					(1,927,466)				-	(1,000,000)	(1,000,000)	(1,000,000)	(2,000,000)	(2,000,000)
16	Unencumbered Remaining Cumulative Appropriation (16)		n/a	n/a	n/a	26,668,249	n/a	n/a	n/a	n/a	59,701,040	69,397,808	54,122,593	32,768,800	23,960,800
D. Lesser of Target Balance and Unencumbered Remaining Cumulative Appropriation															
17	Lesser of Target Balance (line 11) and Unencumbered Remaining Appropriation (line 16) (17)										40,548,944	46,366,205	40,559,076	32,768,800	23,960,800
E. Calculation of Excess Fund Balance and Refund to Wholesale Customers Through Balancing Account															
18	Is Unencumbered Balance (line 7) more than line 17? (18)										Yes	Yes	No	No	No
19	Excess WCF Balance (applied as a negative entry on line 8) (19)										959,496	4,544,290	-	-	-
F. Calculation of Deficiency Fund Balance and Charge to Wholesale Customers Through Balancing Account (This Section is Only Applicable in Any Year When Line 18 is No)															
20	Is Unencumbered Balance (line 7) less than line 17? (20)												Yes	Yes	Yes
21	Tentative Amount Before Application of \$4 million cap (21)												8,710,226	17,562,561	13,153,280
22	Is line 21 more than \$4,000,000 maximum? (22)												Yes	Yes	Yes
23	Balancing Account Charge (applied as a positive entry on line 8):												4,000,000	4,000,000	4,000,000

Notes:

- (1) Beginning Total Balance (encumbered and unencumbered). Equal to the prior year ending total balance after balancing account transfers (line 9).
- (2) Wholesale Share of Revenue Funded Appropriations for Regional capital projects, adjusted for de-appropriations which have been factored into a wholesale revenue requirement, if applicable. FYE 2015 and forward are subject to compliance audit and 7.06 review.
Detail by Regional project in the format used in the 2010 - 2014 true-up to be separately provided.
- (3) Wholesale Share of actual Regional capital expenditures funded from Revenue Funded Capital, determined based on proportionate water use in the year of expenditure. Figures from FYE 15 and forward are subject to 7.06 and compliance audit review.
Detail by Regional project in the format used in the 2010 - 2014 true-up to be separately provided.
The figures in line 3 for FYE 18 and on are for illustrative purposes only.
- (4) Line 1 times the assumptions below for the SFPUC pool rate. FYE 2010 - 2014 figures are actual and tie to the first 5 year review.
- | | | | | | | | | | |
|------------------------|--------|--------|--------|--------|--------|--------|--------|--------|--------|
| Pool rate assumptions: | 0.640% | 0.670% | 0.930% | 1.240% | 1.410% | 1.600% | 1.600% | 1.930% | 1.930% |
|------------------------|--------|--------|--------|--------|--------|--------|--------|--------|--------|
- (5) Total encumbered and unencumbered balance of the Wholesale Capital Fund before Balancing Account adjustments: Line 1 + line 2 + line 3 + line 4.
- (6) Wholesale Share of the encumbrances for purchase orders or contracts in connection with revenue-funded Regional capital projects; calculated using the proportional annual use of the true-up year. Entered as a negative number.
Not applicable in years with no true-up (FYE 2010-13 and 2015-18). FYE 2014 figure is actual. FYE 2019 and forward are plug numbers included for illustration.
- (7) Unencumbered Balance Before Balancing Account transfers: Line 5 + line 6. FYE 2014 figure is actual. Not applicable (n/a) in years with no true-up (FYE 2010-13 and 2015-18).
- (8) Negative entries represent refunds to the Wholesale Customers through the Balancing Account and are calculated per Section E below, except for 2014 which is actual pursuant to the original 6.08E.
Positive entries represent charges to the Wholesale Customers through the Balancing Account and are calculated per Section F below.
- (9) Total Ending Balance After Balancing Account Transfers = Line 5 + line 8.
- (10) Unencumbered Ending Balance After Balancing Account Transfers = Line 7 + line 8. Must not exceed the amount on line 17, which is the lesser of the Target Balance (line 11) and the Unencumbered Remaining Cumulative Appropriation (line 16).
- (11) Starting in FYE 2019, the Target Balance is calculated by the formula below, where CY represent the Current Year (for which the transfer is being calculated), CY-1 is the prior year, CY-2 is 2 years prior, etc.:
[line 2: CY]*(4/5) + [line 2: CY-1]*(3/5) + [line 2: CY-2]*(2/5) +[line 2: CY-3]*(1/5); rounded to the nearest dollar. The FYE 2014 figure is the actual target balance under the original section 6.08E.
- (12) Cumulative Appropriations Since FYE 2010 = prior year line 12 + current year line 2.
- (13) Cumulative Expenditures Since FYE 2010 = prior year line 13 + current year line 3. Does not include encumbrances.
- (14) Total Remaining Cumulative Appropriation (encumbered and unencumbered) = line 12 + line 13.
- (15) Amount encumbered as of June 30 = line 6. Encumbrances are not cumulative.
- (16) Unencumbered Remaining Cumulative Appropriation = line 14 + line 15.
- (17) Lesser of Target Balance (line 11) and Unencumbered Remaining Cumulative Appropriation (line 16). Used in formulas in line 19 (Section E) and line 21 (Section F), as applicable.
- (18) If Yes, go to line 19 for calculation of the excess unencumbered balance. If No, go to line 20.
- (19) Calculation of Excess Balance: If line 18 = Yes, then line 7 minus line 17. The result appears as a negative amount on line 8.
- (20) If yes, then go to lines 21-23 for calculation of charge to Wholesale Customers.
- (21) Initial step in calculating charge: If line 20 = Yes, then line 17 minus line 7; go to line 22.
- (22) If the result on line 21 is greater than \$4,000,000, then the charge to the Wholesale Customers is capped at \$4,000,000.
- (23) Equal to the lesser of line 21 or \$4,000,000. The result appears as a positive number on line 8.

ATTACHMENT N

BALANCING ACCOUNT / RATE SETTING CALCULATION
REFERENCE SECTION 6.03.A.3.a

FY 2007-08 FY 2008-09 FY 2009-10

- Step 1:
- A. Balancing Account as of June 30, 2007
 - B. Interest on Balancing Account at Pooled Investment Rate for Fiscal Year
 - C. Wholesale Revenues for Fiscal Year
 - D. Wholesale Revenue Requirement for Fiscal Year
 - E. Settlement Credits or Other Adjustments
 - F. 1984 Agreement Balancing Account Credits
 - G. Balancing Account as of June 30, 2008

\$12,882,000
 \$554,000
 (\$113,932,000)
 \$119,224,000
 \$2,448,614
 \$0
 \$21,176,614

- Step 2:
- A. Balancing Account as of June 30, 2008
 - B. Interest on Balancing Account at Pooled Investment Rate for Fiscal Year
 - C. Wholesale Revenues for Fiscal Year
 - D. Wholesale Revenue Requirement for Fiscal Year
 - E. Settlement Credits or Other Adjustments
 - F. 1984 Agreement Balancing Account Credits
 - G. Balancing Account as of June 30, 2009

\$21,176,614
 \$529,000
 -\$123,604,000
 \$120,562,000
 \$21,000
 \$0
 \$18,684,614

- Step 3:
- A. Balancing Account as of June 30, 2009
 - B. Interest on Balancing Account at Pooled Investment Rate for Fiscal Year
 - C. Wholesale Revenues for Fiscal Year
 - D. Wholesale Revenue Requirement for Fiscal Year
 - E. Settlement Credits or Other Adjustments
 - F. 1984 Agreement Balancing Account Credits
 - G. Balancing Account as of June 30, 2010
 - H. Net Change in Wholesale Revenue Coverage
 - I. Total Revenue Deficiency or Surplus

\$0
 \$0
 -\$127,485,900
 \$140,994,733
 \$21,000
 \$1,997,220
 \$15,527,053
 \$4,488,233
 \$20,015,286

- J. Projected Water Sales in Ccf
- K. Deficiency or (Surplus) \$(Ccf)
- L. Deficiency or (Surplus) Ccf as a Percentage of Revenues

84,621,240 83,205,600 85,920,000
 \$0.23
 15.7%

Note: Dollar amounts are for illustrative purposes only. The Parties have not agreed on the amount of the balancing account as of June 30, 2007, revenue requirement for FY 2007-08, settlement credits for FY 2007-08, and the amount of the balancing account as of June 30, 2009.

**BALANCING ACCOUNT / RATE SETTING CALCULATION
METHOD OF CALCULATION
REFERENCE SECTION 6.03.A.3.a**

**ATTACHMENT N-1
Page 2**

N = The year for which rates are being set

N-1 = The current year

N-2 = The most recently completed year for which actual results are available

Calculation Method:

Step 1

Determine the actual revenue differential for year N-2

- A. Enter the beginning amount of the Balancing Account
- B. Calculate the interest earned at the Pooled Investment Account Rate for (A)
- C. Enter the actual Wholesale revenues billed
- D. Enter the Wholesale Revenue Requirement
- E. Enter settlement credits or adjustments, if any
- F. Enter carry-over 1984 Agreement credits owed the City, if any
- G. Calculate the ending amount of the Balancing Account

Step 2

Determine the projected revenue differential for year N-1

- A. Enter the beginning amount of the Balancing Account; this is the same amount as G in Step 1
- B. Calculate the interest earned at the Pooled Investment Account Rate for (A)
- C. Enter the actual Wholesale revenues billed
- D. Enter the Wholesale Revenue Requirement
- E. Enter settlement credits or adjustments, if any
- F. Enter carry-over 1984 Agreement credits owed the City, if any
- G. Calculate the ending amount of the Balancing Account

Step 3

Determine the projected revenue differential for year N

- A. Enter the beginning amount of the Balancing Account; this is the same amount as G in Step 2
- B. Calculate the interest earned at the Pooled Investment Account Rate for (A)
- C. Enter the actual Wholesale revenues billed
- D. Enter the Wholesale Revenue Requirement
- E. Enter settlement credits or adjustments, if any
- F. Enter carry-over 1984 Agreement credits owed the City, if any
- G. Calculate the ending amount of the Balancing Account
- H. Enter the net change in the Wholesale Revenue Coverage, if applicable
- I. Calculate the total revenue deficiency or surplus (G) + (H)
- J. Enter the projected water sales to Wholesale Customers in Ccf
- K. Calculate the required increase in the commodity portion of the rate by dividing (I) by (J)
- L. Calculate the required increase in revenues by dividing (I) by (C)

WHOLESALE REVENUE REQUIREMENT SCHEDULES
CALCULATION OF WHOLESALEREVENUE REQUIREMENT
FISCAL YEAR 2009-10
REFERENCE ARTICLE 5

ATTACHMENT N-2
SCHEDULE 1

EXPENSE CATEGORY	CONTRACT REFERENCE	SCHEDULE REFERENCE	TOTAL	DIRECT RETAIL	DIRECT WHOLESALEREVENUE	REGIONAL	JOINT EXPENSE ALLOCATION FACTOR	WHOLESALEREVENUE SHARE
OPERATING AND MAINTENANCE EXPENSE:								
SOURCE OF SUPPLY	5.05 (A)	SCH 8.1	\$ 14,943,953	\$ 1,251,062	\$ -	\$ 13,692,891	ANNUAL USE ¹	\$ 9,364,568
PUMPING	5.05 (B)	SCH 8.1	\$ 4,342,682	\$ 3,854,000	\$ -	\$ 488,682	ANNUAL USE ¹	\$ 334,210
TREATMENT	5.05 (C)	SCH 8.1	\$ 30,445,053	\$ -	\$ -	\$ 30,445,053	ANNUAL USE ¹	\$ 20,821,372
TRANSMISSION & DISTRIBUTION	5.05 (D)	SCH 8.1	\$ 53,416,232	\$ 30,163,286	\$ -	\$ 23,252,946	ANNUAL USE ¹	\$ 15,902,690
CUSTOMER ACCOUNTS ²	5.05 (E)	SCH 8.1	\$ 7,552,213	\$ 7,401,169	\$ 151,044	\$ -	2%	\$ 151,044
TOTAL O&M			\$ 110,700,133	\$ 42,669,517	\$ 151,044	\$ 67,879,572		\$ 46,573,883
COMPOSITE % (WHOLESALEREVENUE SHARE / TOTAL O&M)	5.06 (C)							42.07%
ADMINISTRATIVE AND GENERAL EXPENSES:								
COWCAP	5.06 (A)	SCH 8.1	\$ 1,238,009	\$ -	\$ -	\$ 1,238,009	COMPOSITE O&M	\$ 520,857
SERVICES OF SFPUC BUREAUS	5.06 (B)	SCH 7	\$ 22,465,291	\$ 8,178,424	\$ -	\$ 14,286,867	ANNUAL USE ¹	\$ 9,770,788
OTHER A&G	5.06 (C)	SCH 8.1	\$ 12,973,477	\$ 4,059,891	\$ -	\$ 8,913,586	COMPOSITE O&M	\$ 3,770,749
COMPLIANCE AUDIT	5.06 (D)	SCH 8.1	\$ 200,000	\$ -	\$ -	\$ 200,000	50%	\$ 100,000
TOTAL A&G			\$ 36,875,777	\$ 12,188,315	\$ -	\$ 24,687,462		\$ 14,162,394
PROPERTY TAXES	5.07	SCH 8.1	\$ 1,417,293	\$ -	\$ -	\$ 1,417,293	ANNUAL USE ¹	\$ 969,287
CAPITAL COST RECOVERY								
PRE-2009 ASSETS	5.03	ATT K						\$ 24,051,326
DEBT SERVICE ON NEW ASSETS	5.04 (A)	SCH 2						\$ 17,952,931
REVENUE FUNDED ASSETS - APPROPRIATED TO WHOLESALEREVENUE CAPITAL FUND	5.04 (B)	SCH 3						\$ 8,381,400
TOTAL CAPITAL COST RECOVERY								\$ 50,385,657
WHOLESALEREVENUE SHARE HETCH HETCHY WATER & POWER	5.04	SCH 4						\$ 28,903,512
WHOLESALEREVENUE REQUIREMENT								\$ 140,994,733
WHOLESALEREVENUE COVERAGE ³								\$ 4,488,233

¹Proportional Annual Use (68.39%)

²Water Enterprise Share of Customer Accounts Expenses (62% of Total Customer Accounts Expenses)

³25% of Wholesale Share of Debt Service

ATTACHMENT N-2
SCHEDULE 2

WHOLESALE REVENUE REQUIREMENT SCHEDULES
WATER ENTERPRISE CAPITAL COST RECOVERY - ANNUAL DEBT SERVICE
FISCAL YEAR 2009-10
REFERENCE SECTION 5.04.A

	2006 BOND		2008 BOND		2009 BOND		XXXX BOND		XXXX BOND		XXXX BOND		TOTAL ALL OUTSTANDING BONDS
	ISSUE A	SERIES	ISSUE A	SERIES	ISSUE A	SERIES	ISSUE A	SERIES	ISSUE A	SERIES	ISSUE A	SERIES	
USE OF BOND PROCEEDS													
RETAIL PROJECTS		31.61%		22.95%		19.42%		XX.XX%		XX.XX%		XX.XX%	
REGIONAL PROJECTS		68.39%		77.05%		80.58%		YY.YY%		YY.YY%		YY.YY%	
PRINCIPAL PAYMENT	\$ 8,765,000												\$ 8,765,000
RETAIL PROJECTS	\$ 2,770,617												\$ 2,770,617
REGIONAL PROJECTS	\$ 5,994,384												\$ 5,994,384
INTEREST PAYMENT (GROSS)	\$ 23,353,388		\$ 5,561,386		\$ 56,181,932								\$ 85,096,706
RETAIL PROJECTS	\$ 7,382,006		\$ 1,276,338		\$ 10,910,531								\$ 19,568,875
REGIONAL PROJECTS	\$ 15,971,382		\$ 4,285,048		\$ 45,271,401								\$ 65,527,831
INTEREST PAYMENT (CAPITALIZED)													
RETAIL PROJECTS													
REGIONAL PROJECTS													
INTEREST PAYMENT (NET)	\$ 23,353,388		\$ 5,561,386										
RETAIL PROJECTS	\$ 7,382,006		\$ 1,276,338										
REGIONAL PROJECTS	\$ 15,971,382		\$ 4,285,048										
TOTAL PRINCIPAL AND INTEREST PAYMENT	\$ 32,113,388		\$ 5,561,386										\$ 37,679,774
RETAIL PROJECTS	\$ 10,152,622		\$ 1,276,338										\$ 11,428,961
REGIONAL PROJECTS	\$ 21,960,766		\$ 4,285,048										\$ 26,250,813
PROPORTIONAL ANNUAL USE		68.39%		68.39%		68.39%		ZZ.ZZ%		ZZ.ZZ%		ZZ.ZZ%	
WHOLESALE SHARE	\$ 15,022,387		\$ 2,930,544										\$ 17,952,931
													(TO SCHEDULE 1)

Note: Allocation of bond proceeds shown are for illustrative purposes only. Regional projects will not include bond proceeds used to construct or acquire assets capitalized prior to 7/1/09. Regional projects also will not include in-city groundwater or in-city recycled water projects.

**ATTACHMENT N-2
SCHEDULE 3**

PROJECT APPROPRIATION	CLASSIFICATION	ALLOCATION FACTOR	WHOLESALE SHARE	TOTAL APPROPRIATION ALL YEARS	ALL YEARS ACTUAL EXPENDITURES	FY 2009-10 ACTUAL EXPENDITURES	ENCUMBERED, NOT EXPENDED	APPROPRIATED, UNENCUMBERED BALANCE
CUH980 Treasure Island Improvement Project	3,800,000 RETAIL	0.0%	\$	\$	\$	\$	\$	\$
CUW253 Facilities Security	500,000 RETAIL	0.0%	\$	\$	\$	\$	\$	\$
CUW260 Local Water R&R	22,347,520 RETAIL	0.0%	\$	\$	\$	\$	\$	\$
CUW686 Automated Meter Reading System	36,001,000 RETAIL	0.0%	\$	\$	\$	\$	\$	\$
Total Local	62,648,520		\$	\$	\$	\$	\$	\$
CUW202 Replace Prestressed Concrete Cylr Pipe	- REGIONAL	68.7%	\$	\$	\$	\$	\$	\$
CUW261 Regional Water R&R - Storage	- REGIONAL	68.7%	\$	\$	\$	\$	\$	\$
CUW262 Regional Water R&R -Treatment Facilities	1,000,000 REGIONAL	68.7%	\$	687,000	235,000	235,000	\$	452,000
CUW263 Regional Water R&R Conveyance/Transmission	7,000,000 REGIONAL	68.7%	\$	4,809,000	1,395,000	1,395,000	25,000	3,389,000
CUW264 Regional Watersheds/ROW Management	500,000 REGIONAL	68.7%	\$	343,500	115,000	115,000	50,000	178,500
FUW100 Regional Facilities Maintenance	3,700,000 REGIONAL	68.7%	\$	2,541,909	850,000	850,000	123,000	1,568,900
Total Regional	12,200,000		\$	8,381,400	2,595,000	2,595,000	198,000	5,588,400
TOTAL ALL PROJECTS	74,848,520		\$	8,381,400	2,595,000	2,595,000	198,000	5,588,400

WHOLESALE REVENUE REQUIREMENT SCHEDULES
CALCULATION OF WHOLESAL SHARE OF HETCH HETCHY WATER & POWER
FISCAL YEAR 2009-10
REFERENCE ARTICLE 5

ATTACHMENT N-2
SCHEDULE 4

EXPENSE CATEGORY	CONTRACT REFERENCE	SCHEDULE REFERENCE	TOTAL	POWER SPECIFIC	WATER SPECIFIC	JOINT	JOINT ALLOCATION PERCENTAGE	WATER- RELATED TOTAL	WHOLESAL ALLOCATION FACTOR	WHOLESAL SHARE
OPERATION AND MAINTENANCE										
OPERATION	5.08 B 1	SCH 8.2	\$ 44,612,220	\$ 31,853,965	\$ 9,557,861	\$ 3,200,394	45%	\$ 10,988,038	ADJUSTED PROPORTIONAL ANNUAL USE	\$ 7,484,165
MAINTENANCE	5.08 B 1	SCH 8.2	\$ 16,868,612	\$ 5,048,039	\$ 3,238,622	\$ 8,581,951	45%	\$ 7,700,500	ADJUSTED PROPORTIONAL ANNUAL USE	\$ 4,831,990
TOTAL OPERATION AND MAINTENANCE			\$ 61,480,832	\$ 36,902,004	\$ 12,796,483	\$ 11,782,345		\$ 18,098,538		\$ 12,316,055
ADMINISTRATIVE AND GENERAL										
COWCAP	5.08 B 2	SCH 8.2	\$ 1,139,579	\$ -	\$ -	\$ 1,139,579	45%	\$ 512,811	ADJUSTED PROPORTIONAL ANNUAL USE	\$ 348,968
SERVICES OF SFPUC BUREAUS	5.08 B 2	SCH 7	\$ 8,255,307	\$ 5,375,656	\$ 2,879,651	\$ -	45%	\$ 2,879,651	ADJUSTED PROPORTIONAL ANNUAL USE	\$ 1,959,603
OTHER A&G	5.08 B 2	SCH 8.2	\$ 25,581,481	\$ 14,913,071	\$ 36,070	\$ 10,632,340	45%	\$ 4,820,823	ADJUSTED PROPORTIONAL ANNUAL USE	\$ 3,280,434
CUSTOMER ACCOUNTS	5.08 B 2	SCH 8.2	\$ 347,403	\$ 347,403	\$ -	\$ -	45%	\$ -	ADJUSTED PROPORTIONAL ANNUAL USE	\$ -
TOTAL ADMINISTRATIVE AND GENERAL			\$ 35,323,770	\$ 20,686,130	\$ 2,913,721	\$ 11,771,919		\$ 8,213,085		\$ 5,589,004
PROPERTY TAXES	5.08 B 3	SCH 8.2	\$ 452,000	\$ -	\$ -	\$ 456,305	45%	\$ 205,337	ADJUSTED PROPORTIONAL ANNUAL USE	\$ 139,732
CAPITAL COST RECOVERY										
PRE-2009 ASSETS	5.08 B 1	ATT K-4								\$ 3,118,033
DEBT SERVICE ON NEW ASSETS	5.08 B 2	SCH 5								\$ -
REVENUE FUNDED ASSETS-APPROPRIATIONS TO WHOLESAL CAPITAL FUND	5.08 B 3	SCH 6								\$ 7,740,688
TOTAL CAPITAL COST RECOVERY										\$ 10,858,721
WHOLESAL SHARE OF HETCH HETCHY WATER & POWER										\$ 28,903,512 (TO SCHEDULE 1)
WHOLESAL REVENUE COVERAGE ¹										\$ -

¹Adjusted Proportional Annual Use (68.39% X 99.50% = 68.05%)
²25% of Wholesale Share of Debt Service

WHOLESALE REVENUE REQUIREMENT SCHEDULES
HETCH HETCHY CAPITAL COST RECOVERY - ANNUAL DEBT SERVICE
FISCAL YEAR 2009-10
REFERENCE SECTION 5.09.B.1

ATTACHMENT N-2
SCHEDULE 5

	XXXX BOND ISSUE ALL SERIES	XXXX BOND ISSUE ALL SERIES	XXXX BOND ISSUE ALL SERIES	XXXX BOND ISSUE ALL SERIES	XXXX BOND ISSUE ALL SERIES	XXXX BOND ISSUE ALL SERIES	XXXX BOND ISSUE ALL SERIES	XXXX BOND ISSUE ALL SERIES	XXXX BOND ISSUE ALL SERIES	TOTAL ALL OUTSTANDING G BONDS
USE OF BOND PROCEEDS										
POWER PROJECTS	XX.XX%	XX.XX%	XX.XX%	XX.XX%	XX.XX%	XX.XX%	XX.XX%	XX.XX%	XX.XX%	
WATER PROJECTS	YY.YY%	YY.YY%	YY.YY%	YY.YY%	YY.YY%	YY.YY%	YY.YY%	YY.YY%	YY.YY%	
JOINT PROJECTS	ZZ.ZZ%	ZZ.ZZ%	ZZ.ZZ%	ZZ.ZZ%	ZZ.ZZ%	ZZ.ZZ%	ZZ.ZZ%	ZZ.ZZ%	ZZ.ZZ%	
PRINCIPAL PAYMENT										
POWER SHARE	-	-	-	-	-	-	-	-	-	
WATER SHARE	-	-	-	-	-	-	-	-	-	
JOINT SHARE	-	-	-	-	-	-	-	-	-	
INTEREST PAYMENT (NET)										
POWER SHARE	-	-	-	-	-	-	-	-	-	
WATER SHARE	-	-	-	-	-	-	-	-	-	
JOINT SHARE	-	-	-	-	-	-	-	-	-	
TOTAL PRINCIPAL AND INTEREST PAYMENT	-	-	-	-	-	-	-	-	-	
POWER SHARE	-	-	-	-	-	-	-	-	-	
WATER SHARE	-	-	-	-	-	-	-	-	-	
JOINT SHARE	-	-	-	-	-	-	-	-	-	
WATER RELATED PRINCIPAL AND INTEREST PAYMENT ¹	68.05%	68.05%	68.05%	68.05%	68.05%	68.05%	68.05%	68.05%	68.05%	
ADJUSTED PROPORTIONAL ANNUAL USE WHOLESALE SHARE										(TO SCHEDULE 4)

¹Water Related = 100% of Water Share + 45% of Joint Share

PROJECT APPROPRIATION	CLASSIFICATION	WATER RELATED PERCENTAGE	WATER RELATED SHARE	ALLOCATION FACTOR	WHOLESALE SHARE	TOTAL APPROPRIATION ALL YEARS	ALL YEARS ACTUAL EXPENDITURES	FY 2009-10 ACTUAL EXPENDITURES	ENCUMBERED, NOT EXPENDED	APPROPRIATED, UNENCUMBERED BALANCE
CUH931	HH Microwave Replacement	45%	\$ 1,800,000	ADJUSTED PROPORTIONAL ANNUAL USE	\$	1,224,900	\$ 1,224,900	\$ 1,224,900	\$ -	\$ -
CUH977	HH Water R&R - Facilities Maintenance	45%	\$ 1,575,000	ADJUSTED PROPORTIONAL ANNUAL USE	\$	1,071,788	\$ 1,071,788	\$ 1,071,788	\$ -	\$ -
	Total Joint		\$ 3,375,000		\$	2,296,688	\$ 2,296,688	\$ 2,296,688	\$ -	\$ -
CUH947	SEA - Go Solar Incentive Project	0%	\$ -	ADJUSTED PROPORTIONAL ANNUAL USE	\$	-	\$ -	\$ -	\$ -	\$ -
CUH971	Alternative Transmission Studies	0%	\$ -	ADJUSTED PROPORTIONAL ANNUAL USE	\$	-	\$ -	\$ -	\$ -	\$ -
CUH976	HH Water R&R - Power Infrastructure	0%	\$ -	ADJUSTED PROPORTIONAL ANNUAL USE	\$	-	\$ -	\$ -	\$ -	\$ -
CUH979	Hunters Point Municipal Power	0%	\$ -	ADJUSTED PROPORTIONAL ANNUAL USE	\$	-	\$ -	\$ -	\$ -	\$ -
CUH983	Civic Center Sustainability District	0%	\$ -	ADJUSTED PROPORTIONAL ANNUAL USE	\$	-	\$ -	\$ -	\$ -	\$ -
CUH986	General Fund Dept - Energy Efficiency	0%	\$ -	ADJUSTED PROPORTIONAL ANNUAL USE	\$	-	\$ -	\$ -	\$ -	\$ -
	Renewable/Generation									
	Treasure Island Improvement Project	0%	\$ -	ADJUSTED PROPORTIONAL ANNUAL USE	\$	-	\$ -	\$ -	\$ -	\$ -
	Enterprise Fund Dept - Energy Efficiency	0%	\$ -	ADJUSTED PROPORTIONAL ANNUAL USE	\$	-	\$ -	\$ -	\$ -	\$ -
	Total Power		\$ -		\$	-	\$ -	\$ -	\$ -	\$ -
CUH975	HH Water R&R - Water Infrastructure	100%	\$ 6,000,000	ADJUSTED PROPORTIONAL ANNUAL USE	\$	4,083,000	\$ 4,083,000	\$ 4,083,000	\$ -	\$ -
	Toulumne River Watershed Protection	100%	\$ 2,000,000	ADJUSTED PROPORTIONAL ANNUAL USE	\$	1,361,000	\$ 1,361,000	\$ 1,361,000	\$ -	\$ -
	Total Water		\$ 8,000,000		\$	5,444,000	\$ 5,444,000	\$ 5,444,000	\$ -	\$ -
	TOTAL ALL WATER RELATED PROJECTS		\$ 96,364,374		\$	7,740,688	\$ 7,740,688	\$ 7,740,688	\$ (TO SCHEDULE 4)	\$ (TO SCHEDULE 4)

**ATTACHMENT N-2
SCHEDULE 7**

¹Adjustment for Transfer of SCADA Expenditures to T&D Joint (\$1,730,000)

WHOLESALE REVENUE REQUIREMENT SCHEDULES
SERVICES OF SFPUC BUREAUS - ANNUAL SALARIES
FISCAL YEAR 2009-10
REFERENCE SECTION 5.05.B

ATTACHMENT N-2
SCHEDULE 7.1

DEPARTMENT/DIVISION	ALLOCATION FACTOR	GROUP CODE	SALARIES	PERCENTAGE
HETCH HETCHY				
POWER		1 \$	6,677,939	6.27%
WATER		2 \$	1,775,910	1.67%
JOINT		\$	9,428,450	
WATER SHARE	45%	2 \$	4,242,803	3.98%
POWER SHARE	55%	1 \$	5,185,648	4.87%
WATER				
ADMINISTRATION (WTR01)		\$	1,009,246	
RETAIL SHARE	33.4%	3 \$	336,415	0.32%
REGIONAL SHARE	33.3%	4 \$	336,415	0.32%
HETCH HETCHY WATER SHARE	33.3%	2 \$	336,416	0.32%
CDD (WTR03)		3 \$	17,356,922	16.29%
WATER QUALITY (WTR04)		4 \$	7,282,589	6.83%
WATER SUPPLY & TREATMENT (WTR05)		4 \$	18,184,689	17.05%
NATURAL RESOURCES (WTR06)		4 \$	4,682,073	4.39%
WATER RESOURCE PLANNING		\$	1,419,760	
WATER CONSERVATION		3 \$	355,703	0.33%
RETAIL WATER RESOURCE PLANNING		3 \$	-	
REGIONAL SHARE (NET SALARIES)		4 \$	1,064,057	1.00%
WASTEWATER		5 \$	38,757,578	36.37%
SALARIES BY GROUP CODE				
HETCH HETCHY - POWER		1 \$	11,863,587	11.13% (TO SCHEDULE 7)
HETCH HETCHY - WATER		2 \$	6,355,129	5.96% (TO SCHEDULE 7)
WATER - RETAIL		3 \$	18,049,040	16.94% (TO SCHEDULE 7)
WATER- REGIONAL		4 \$	31,529,823	29.59% (TO SCHEDULE 7)
WASTEWATER		5 \$	38,757,578	36.37% (TO SCHEDULE 7)
TOTAL SALARIES		\$	106,555,156	100.00%

**WHOLESALE REVENUE REQUIREMENT SCHEDULES
CALCULATION OF THE WHOLESALE REVENUE REQUIREMENT
FISCAL YEAR 2009-10
WATER ENTERPRISE SUMMARY OF OPERATING EXPENSES**

**ATTACHMENT N-2
SCHEDULE 8.1**

	Retail	Wholesale	Regional	Total
Operating Expenses				
Transmission & Distributions	\$ 30,163,286	\$ -	\$ 23,252,946	\$ 53,416,232
Adjustments to Transmission & Distribution	\$ -	\$ -	\$ -	\$ -
Adjusted Transmission & Distribution	\$ 30,163,286	\$ -	\$ 23,252,946	\$ 53,416,232
Source of Supply	\$ 1,251,062	\$ -	\$ 13,692,891	\$ 14,943,953
Adjustments to Source of Supply	\$ -	\$ -	\$ -	\$ -
Adjusted Source of Supply	\$ 1,251,062	\$ -	\$ 13,692,891	\$ 14,943,953
Pumping	\$ 3,854,000	\$ -	\$ 488,682	\$ 4,342,682
Adjustments to Pumping	\$ -	\$ -	\$ -	\$ -
Adjusted Pumping	\$ 3,854,000	\$ -	\$ 488,682	\$ 4,342,682
Treatment	\$ -	\$ -	\$ 30,445,053	\$ 30,445,053
Adjustments to Treatment	\$ -	\$ -	\$ -	\$ -
Adjusted Treatment	\$ -	\$ -	\$ 30,445,053	\$ 30,445,053
Customer Accounts	\$ 7,401,169	\$ 151,044	\$ -	\$ 7,552,213
Adjustments to Customer Accounts	\$ -	\$ -	\$ -	\$ -
Adjusted Customer Accounts	\$ 7,401,169	\$ 151,044	\$ -	\$ 7,552,213
Total Adjusted Operating Expense	\$ 42,669,517	\$ 151,044	\$ 67,879,572	\$ 110,700,133
General & Administrative Expense				
COMCAP	\$ -	\$ -	\$ 1,238,009	\$ 1,238,009
Services of SFPUC Bureaus	\$ 8,178,424	\$ -	\$ 14,286,867	\$ 22,465,291
Other General & Administrative	\$ 4,009,891	\$ -	\$ 8,962,586	\$ 12,972,477
Adjustments to General & Administrative	\$ -	\$ -	\$ -	\$ -
Adjusted General & Administrative	\$ 4,009,891	\$ -	\$ 8,962,586	\$ 12,972,477
Compliance Audit	\$ 100,000	\$ 100,000	\$ -	\$ 200,000
Total General & Administrative	\$ 12,288,315	\$ 100,000	\$ 24,487,462	\$ 36,875,777
Property Taxes	\$ -	\$ -	\$ 1,417,293	\$ 1,417,293
Total	\$ 54,957,832	\$ 251,044	\$ 93,784,327	\$ 148,993,203

Source: FAMIS/EIS

Note: All adjustments to be separately identified above

**WHOLESALE REVENUE REQUIREMENT SCHEDULES
CALCULATION OF THE WHOLESALE REVENUE REQUIREMENT
FISCAL YEAR 2009-10
HETCHY HETCHY WATER & POWER SUMMARY OF OPERATING EXPENSES**

**ATTACHMENT N-2
SCHEDULE 8.2**

	Power	Water	Joint	Total
Operating Expenses				
Purchased Power & Wheeling	\$ 28,953,676			\$ 28,953,676
Adjustments to Purchased Power & Wheeling	\$ -			\$ -
Adjusted Purchased Power & Wheeling	\$ 28,953,676			\$ 28,953,676
Operations				
Hydraulic Generation	\$ 2,900,291	\$ -	\$ 3,200,394	\$ 6,100,685
Transmission & Distribution	\$ -	\$ -	\$ -	\$ -
Water Quality Expense	\$ -	\$ 9,557,862	\$ -	\$ 9,557,862
Adjustments to Operations	\$ -	\$ -	\$ -	\$ -
Adjusted Operations	\$ 2,900,291	\$ 9,557,862	\$ 3,200,394	\$ 15,658,547
Maintenance				
Hydraulic Generation	\$ 1,840,096	\$ 3,238,622	\$ 8,581,952	\$ 13,660,670
Transmission & Distribution	\$ 3,359,385	\$ -	\$ -	\$ 3,359,385
Water Quality Expense	\$ -	\$ -	\$ -	\$ -
Adjustments to Maintenance	\$ (151,442)	\$ -	\$ -	\$ (151,442)
Adjusted Maintenance	\$ 5,048,039	\$ 3,238,622	\$ 8,581,952	\$ 16,868,613
Total Adjusted Operating Expense	\$ 36,902,006	\$ 12,796,484	\$ 11,782,346	\$ 61,480,836
General & Administrative Expense				
COWCAP	\$ -	\$ -	\$ 1,139,579	\$ 1,139,579
Services of SFPUC Bureaus	\$ 5,375,656	\$ 2,879,651	\$ -	\$ 8,255,307
Customer Accounts	\$ 347,403	\$ -	\$ -	\$ 347,403
Adjustments to Customer Accounts	\$ -	\$ -	\$ -	\$ -
Adjusted Customer Accounts	\$ 347,403	\$ -	\$ -	\$ 347,403
Other General & Administrative	\$ 14,913,071	\$ 36,070	\$ 10,632,340	\$ 25,581,481
Adjustments to General & Administrative	\$ -	\$ -	\$ -	\$ -
Adjusted General & Administrative	\$ 14,913,071	\$ 36,070	\$ 10,632,340	\$ 25,581,481
Total General & Administrative	\$ 20,636,130	\$ 2,915,721	\$ 11,771,919	\$ 35,323,770
Property Taxes	\$ -	\$ -	\$ 452,000	\$ 452,000
Total	\$ 57,538,136	\$ 15,712,205	\$ 24,006,265	\$ 97,256,606

Source: FAMIS/EIS

Note: All adjustments to be separately identified above

SCHEDULE OF PROJECTED WATER SALES, WHOLESAL REVENUE REQUIREMENTS, AND WHOLESAL RATES
 CONTRACT REFERENCE: ARTICLE 6.03.A.3

ATTACHMENT N-3

	N	N+1	FISCAL YEAR N+2	N+3	N+4
OPERATION AND MAINTENANCE EXPENSES					
SOURCE OF SUPPLY	\$ 9,364,568	\$ -	\$ -	\$ -	\$ -
PUMPING	\$ 334,210	\$ -	\$ -	\$ -	\$ -
TREATMENT	\$ 20,821,372	\$ -	\$ -	\$ -	\$ -
TRANSMISSION & DISTRIBUTION	\$ 15,902,690	\$ -	\$ -	\$ -	\$ -
CUSTOMER ACCOUNTS	\$ 151,044	\$ -	\$ -	\$ -	\$ -
TOTAL OPERATION AND MAINTENANCE EXPENSES	\$ 46,573,884	\$ -	\$ -	\$ -	\$ -
ADMINISTRATIVE AND GENERAL EXPENSES					
COWCAP	\$ 520,857	\$ -	\$ -	\$ -	\$ -
SF PUBLIC UTILITIES COMMISSION	\$ 9,770,788	\$ -	\$ -	\$ -	\$ -
OTHER A&G	\$ 3,770,749	\$ -	\$ -	\$ -	\$ -
COMPLIANCE AUDIT	\$ 100,000	\$ -	\$ -	\$ -	\$ -
TOTAL ADMINISTRATIVE AND GENERAL EXPENSES	\$ 14,162,394	\$ -	\$ -	\$ -	\$ -
PROPERTY TAXES	\$ 969,287	\$ -	\$ -	\$ -	\$ -
CAPITAL COST RECOVERY					
PRE 2009 ASSETS	\$ 24,051,326	\$ -	\$ -	\$ -	\$ -
DEBT SERVICE ON NEW ASSETS	\$ 17,952,931	\$ -	\$ -	\$ -	\$ -
REVENUE FUNDED CAPITAL	\$ 8,381,400	\$ -	\$ -	\$ -	\$ -
TOTAL CAPITAL COST RECOVERY	\$ 50,385,657	\$ -	\$ -	\$ -	\$ -
WHOLESAL SHARE HHW&P	\$ 28,903,512	\$ -	\$ -	\$ -	\$ -
WHOLESAL REVENUE REQUIREMENT	\$ 140,994,734	\$ -	\$ -	\$ -	\$ -
BALANCING ACCOUNT AS OF JUNE 30	\$ -	\$ -	\$ -	\$ -	\$ -
INTEREST ON BALANCING ACCOUNT	\$ -	\$ -	\$ -	\$ -	\$ -
WHOLESAL REVENUES AT EXISTING RATE	\$ (127,485,900)	\$ -	\$ -	\$ -	\$ -
WHOLESAL EXCESS USE CHARGES	\$ -	\$ -	\$ -	\$ -	\$ -
SETTLEMENT CREDITS AND OTHER ADJUSTMENTS	\$ 21,000	\$ -	\$ -	\$ -	\$ -
1984 AGREEMENT BALANCING ACCOUNT CREDITS	\$ 1,997,220	\$ -	\$ -	\$ -	\$ -
WHOLESAL DEBIT SERVICE COVERAGE RESERVE	\$ 4,488,233	\$ -	\$ -	\$ -	\$ -
WHOLESAL DEFICIENCY OR CREDIT	\$ 20,015,287	\$ -	\$ -	\$ -	\$ -
PERCENT WHOLESAL DEFICIENCY OR CREDIT OF REVENUES AND EXCESS USE CHARGES	15.7%				
PROJECTED WATER SALES (CCF)	85,920,000	0	0	0	0
WHOLESAL DEFICIENCY OR CREDIT (\$/CCF)	0.23	0	0	0	0
PROJECTED WHOLESAL RATE (UNIT COST (\$/CCF))	1.66	0	0	0	0
PROJECTED SERVICE CHARGE REVENUES	\$ 4,620,300				
PROJECTED VOLUME CHARGE REVENUES	\$ 142,627,200				
TOTAL WHOLESAL REVENUES	\$ 147,247,500				

ATTACHMENT O

ATTACHMENT O
STATEMENT OF WHOLESALE REVENUE REQUIREMENT/ CHANGES IN BALANCING ACCOUNT
YEAR ENDED JUNE 30
(Section 7.02.B)

	FY 2008-09 Allocation to Wholesale Customers	FY 2009-10 Allocation to Wholesale Customers	Difference
Wholesale Revenue Requirement Calculation:			
Operating and maintenance (O&M) expense:			
San Francisco Water Enterprise:			
Source of supply	\$ 9,133,025	\$ 9,364,568	\$ 231,543
Pumping	\$ 325,946	\$ 334,210	\$ 8,264
Purification	\$ 20,437,460	\$ 20,821,372	\$ 383,912
Transmission and distribution	\$ 9,350,279	\$ 15,902,690	\$ 6,552,411
Customer Accounts	\$ 224,255	\$ 151,044	\$ (73,211)
Total SFWE operating and maintenance	\$ 39,470,965	\$ 46,573,884	\$ 7,102,919
Hetch Hetchy Water and Power (HHWP):			
Operating expenses	\$ 10,359,786	\$ 7,484,165	\$ (2,875,621)
Maintenance expenses	\$ 4,526,240	\$ 4,831,890	\$ 305,650
Total HHWP operating and maintenance	\$ 14,886,026	\$ 12,316,055	\$ (2,569,971)
Administrative and general (A&G) expenses:			
COWCAP			
SFWE	\$ 512,438	\$ 520,857	\$ 8,419
HHWP	\$ 162,364	\$ 348,968	\$ 186,604
SF Public Utilities Commission:			
SFWE	\$ 7,461,835	\$ 9,770,788	\$ 2,308,953
HHWP	\$ 2,357,622	\$ 1,959,603	\$ (398,019)
Other A&G – SFWE	\$ 8,234,799	\$ 3,770,749	\$ (4,464,050)
Other A&G – HHWP	\$ -	\$ 3,280,434	\$ 3,280,434
Compliance audit	\$ 95,338	\$ 100,000	\$ 4,662
Total administrative and general expenses	\$ 18,824,396	\$ 19,751,399	\$ 927,003
Property taxes (outside city only):			
SFWE	\$ 964,040	\$ 969,287	\$ 5,247
HHWP	\$ 120,923	\$ 139,732	\$ 18,809
Total property taxes	\$ 1,084,963	\$ 1,109,019	\$ 24,056
Capital Cost Recovery			
Pre-2009 Assets			
SFWE		\$ 24,051,326	
HHWP		\$ 3,118,033	
Debt Service on New Assets			
SFWE		\$ 17,952,931	
HHWP		\$ -	
Revenue Funded Assets			
SFWE		\$ 8,381,400	
HHWP		\$ 7,740,688	
Total Capital Cost Recovery	\$ 46,378,941	\$ 61,244,378	\$ 14,865,437
Total Wholesale Revenue Requirement	\$ 120,645,291	\$ 140,994,735	\$ 20,349,444
Balancing Account July 1			
Interest on adjusted beginning balance	\$ 21,176,614	\$ -	
Wholesale revenues billed	\$ 529,415	\$ -	
Excess use charges billed	\$ (123,604,000)	\$ (147,247,500)	
Wholesale Revenue Coverage Reserve	\$ -	\$ -	
Other adjustments	\$ -	\$ 4,488,233	
Settlement adjustments	\$ -	\$ -	
1984 Agreement Balancing Account Credits	\$ 21,006	\$ 21,006	
	\$ -	\$ 1,997,220	
Balancing Account June 30	\$ 18,768,326	\$ 253,694	

ATTACHMENT P

Attachment P
REPRESENTATION LETTER

Certification Pursuant to Water Sales Agreement (the Agreement) between the City and County of San Francisco (San Francisco) and certain wholesale customers in the counties of San Mateo, Santa Clara, and Alameda (the Wholesale Customers) effective July 1, 2009.

Each of the undersigned certifies that:

1. I have reviewed San Francisco Water Department and Hetch Hetchy Water & Power Department Report on the Calculation of the Wholesale Revenue Requirement and Statement of Changes in the Balancing Account (the Statement) for the year ended June 30, 200X;

Based on my knowledge, this report and Statement do not contain any untrue statements of a material fact or omit to state a material fact necessary to make the statements made, in light of the circumstances under which such statements were made, not misleading with respect to the period covered by the report;

Based on my knowledge, the Statement and other financial information included in the report, fairly presents in all material respects the proper costs incurred and allocated to the Wholesale Customers in accordance with the provisions of the Agreement.

The below certifying officers and I are responsible for establishing and maintaining internal control over financial reporting and have:

Designed such internal control over financial reporting, or caused such internal control over financial reporting to be designed under our supervision, to provide reasonable assurance regarding the reliability of financial reporting for purposes of the preparation of the Statement.

Evaluated the effectiveness of the allocation procedures to ensure compliance with the terms of the Agreement.

The Statement fully complies with the contractual requirements of the Agreement and fairly presents, in all material respects, the allocation of costs to the Wholesale Customers in accordance with the Agreement.

General Manager, SFPUC

Date

Assistant General Manager & Chief Financial Officer, SFPUC

Date

Finance Director, SFPUC

Date

Accounting Manager, SFPUC

Date

Financial Planning Manager, SFPUC

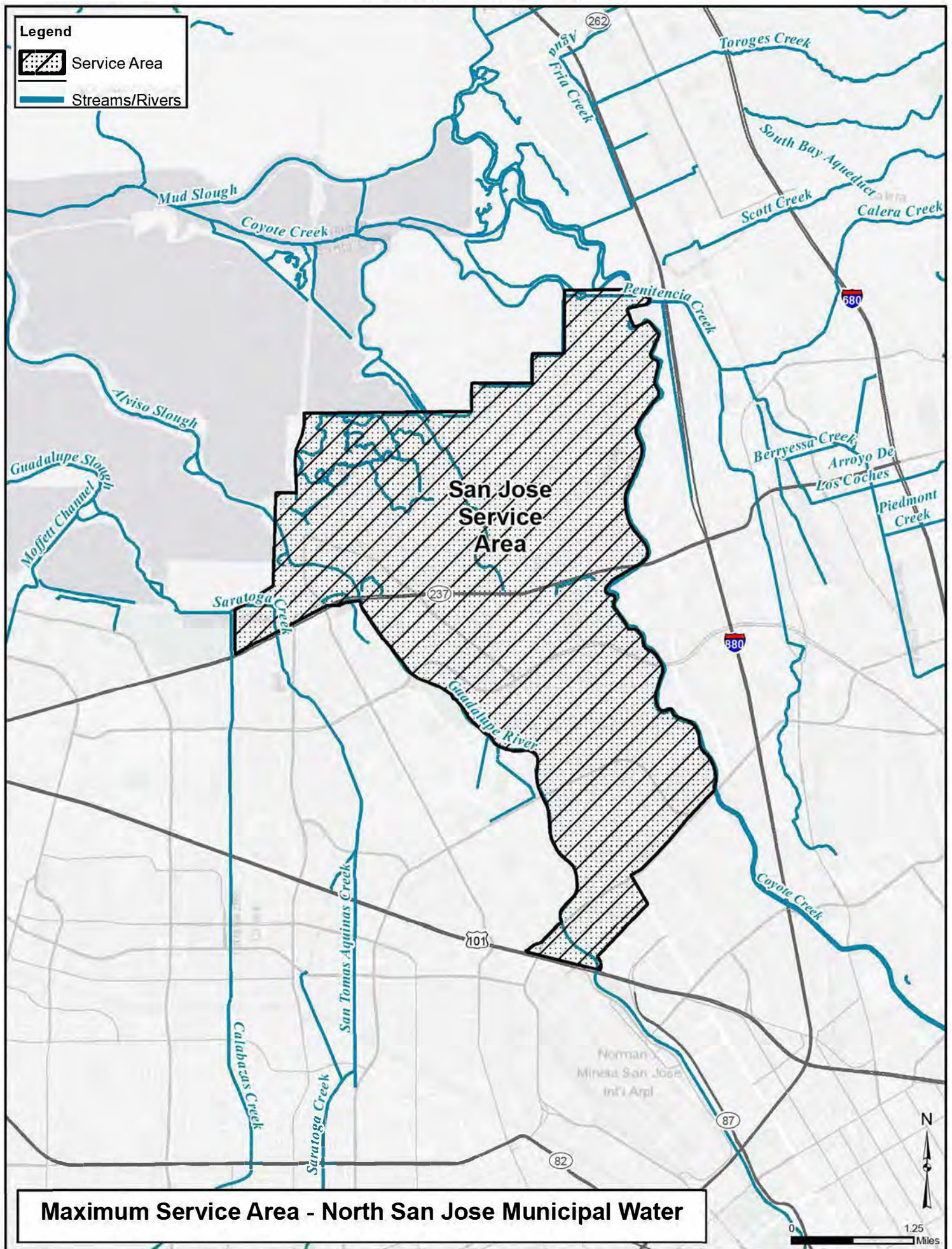
Date

Senior Rates Administrator, SFPUC

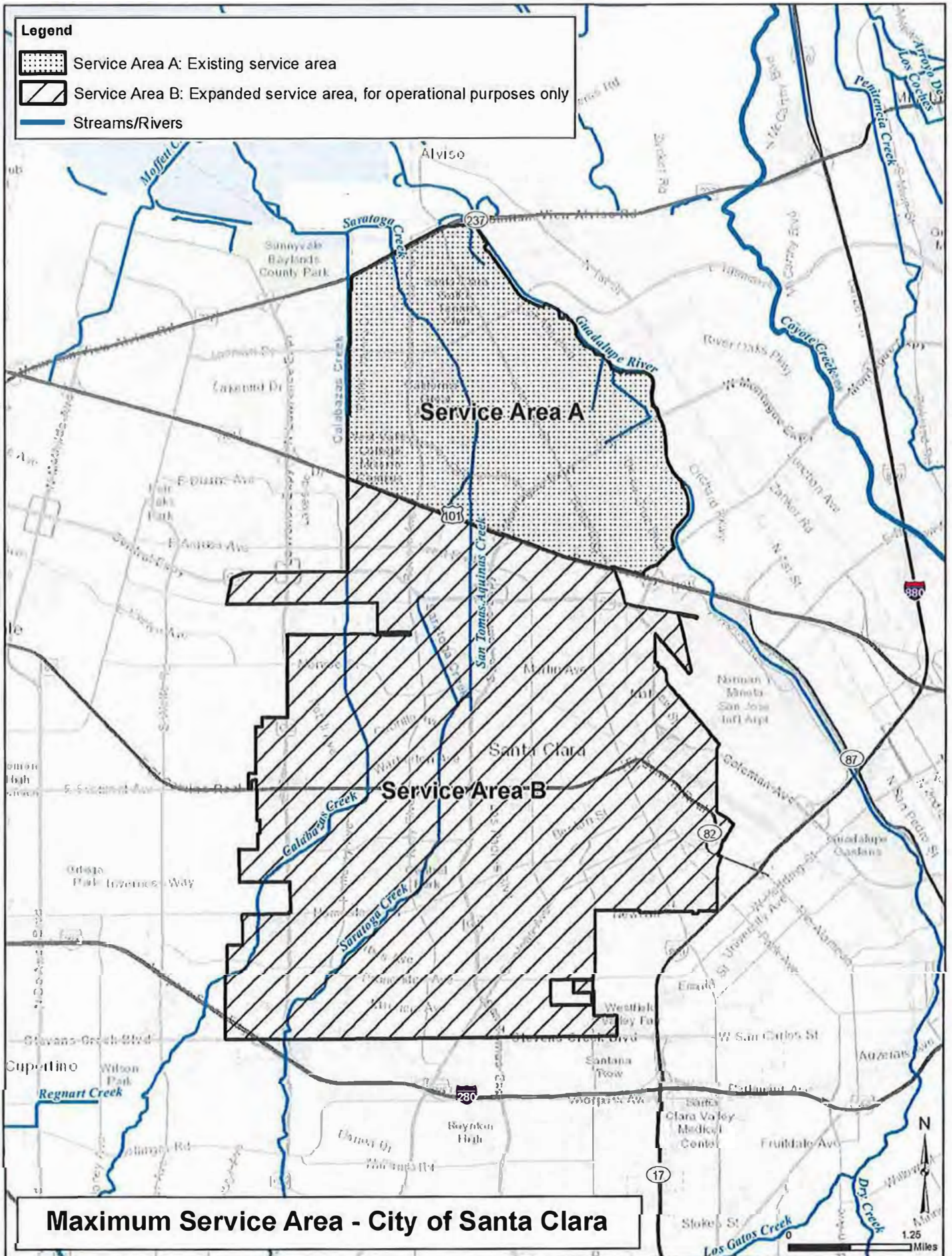
Date

ATTACHMENT Q

Attachment Q-1



Attachment Q-2



ATTACHMENT R

ATTACHMENT R – CLASSIFICATION OF EXISTING SYSTEM ASSETS

ATTACHMENT R-1

INTRODUCTION TO ATTACHMENT R

Attachment R is composed of three documents (1) this **R-1 Introduction to Attachment R**, (2) **R-2 Special Classification of Discrete Projects for 2018 WSA Amendment Purposes**, and (3) **R-3 Major Hetch Hetchy Enterprise Existing System Assets**. These R series attachments provide a record for purposes of maintaining the historical basis for the allocation of capital costs and operating expenses associated with Existing System Assets generally, with greater detail provided for major Hetch Hetchy Enterprise Existing System Assets due to the complexity of tracking the Water-Only, Power-Only, and Joint classifications as inputs to the Wholesale Revenue Requirement under Sections 5.08 and 5.09 of the Agreement.

Attachment R-2, Special Classification of Discrete Projects for 2018 WSA Amendment Purposes defines a limited number of capital projects involving five Hetch Hetchy Enterprise Existing System Assets where the parties have agreed to classify defined capital project costs separately from the assets' underlying classification listed on Attachment R-3. The classification listed in Attachment R-3 will continue to control the allocation of capital costs and operating expenses once the defined capital projects described in Attachment R-2 are complete.

Attachment R-3, Major Hetch Hetchy Enterprise Existing System Assets is a record of major assets at the "facility group" level (see below) as of January 1, 2019. The table contains six columns and 578 rows. The facility groups are broken down into individual facilities or assets. The facility group name and classification are provided for each asset. Assets listed on Attachment R-3 are classified as Joint, Water-Only, or Power-Only. Each asset is also assigned a unique identification ("ID") number for ease of reference. Attachment R-3 is not a complete record of all Hetch Hetchy Enterprise Existing System Assets.

General Explanation of Classification.

A "facility group" is a location where a group of facilities is located. A single facility may constitute a facility group. A "facility" is a primary asset in a facility group whose function determines its classification and the classification of appurtenances or sub-assets. An appurtenance is an asset or sub-asset that supports the function of the facility to which it is appurtenant. In most cases the classification of the appurtenance is determined by the classification of the facility to which the appurtenance belongs. The function of the appurtenance may not necessarily control its classification.

The classification of appurtenant assets generally follows the classification of the facility group served. These appurtenant assets include security, offices/housing, and utilities serving the facility group such as domestic water, wastewater, communications and solid waste disposal. Power distribution assets that provide power to a facility group (e.g. lower voltage power distribution lines) generally carry the classification of the facility group served, but do not include power generation or higher voltage transmission lines for export of power elsewhere, which remain classified as Power-Only. With limited exceptions for roads exclusively accessing Power-Only facilities, roads and bridges are classified as Joint because most roads serve multiple facilities or Joint facilities. Equipment and rolling stock are generally classified as Joint unless the asset has a specialized purpose serving the Power function. Capital costs and operating expenses related to Camp Mather are charged to Power in order to segregate these costs from the Wholesale Revenue Requirement.

ATTACHMENT R-2

SPECIAL CLASSIFICATION OF DISCRETE PROJECTS FOR 2018 WSA AMENDMENT PURPOSES

Asset	Asset Classification	Project	Project Classification ¹
Lower Cherry Aqueduct	Joint	Lower Cherry Aqueduct Project	Water ²
Mountain Tunnel	Joint	Mountain Tunnel Interim Work	Water ³
Mountain Tunnel	Joint	Mountain Tunnel Long Term Repairs	Water ³
Mountain Tunnel	Joint	Mountain Tunnel Flow Control Facility (FCF) Project	Joint ⁵
Kirkwood Penstock	Power	Kirkwood Penstock Project	Joint ⁴
Moccasin Powerhouse Penstock	Power	Moccasin Penstock Project	Joint ⁴
Moccasin Lower Dam	Water	Moccasin Dam Interim Repairs	Joint ⁵
Moccasin Lower Dam	Water	Moccasin Dam Long-Term Improvements	Joint ⁵

These Project Classifications are Exceptions to the Fixed Asset Classifications in Attachment R-3

Attachment R-3 lists major Hetch Hetchy Enterprise Existing System Assets and their agreed-upon classifications (Power, Joint or Water). The classification for all Existing System Assets is fixed and applies to all related expenditures, including capital, regulatory, operating and maintenance expenses, and whether the expenditure alters, rebuilds or replaces the asset, and any appurtenances.

¹ Expires June 30, 2034

² Project capital costs may include costs incurred in FY 2013-14 and subsequent Fiscal Years until project is complete

³ Project capital costs may include costs incurred in FY 2011-12 and subsequent Fiscal Years until project is complete

⁴ Project capital costs may include costs incurred in FY 2009-10 and subsequent Fiscal Years until project is complete

⁵ Project capital costs may include costs incurred in FY 2017-18 and subsequent Fiscal Years until project is complete

In 2018, the parties agreed to classify certain capital projects (but not the underlying asset classifications shown on Attachment R-3) for a select number of Hetch Hetchy Enterprise Existing System Assets. These projects are defined below. These project-related classification changes, shown on this Attachment R-2, are part of the 2018 amendments to the Agreement and are not precedential for any other asset-related capital cost or operating expense.

The capital costs for the projects defined below shall be allocated in accordance with the project classifications shown on this Attachment R-2 so long as the projects are approved by the SFPUC following necessary CEQA review. Once the project, as defined below, is complete and the Commission adopts a project administrative closeout resolution authorizing final payment to the contractor(s), the separate project classification expires and all subsequent capital costs and operating expenses related to the asset will follow the existing asset classification shown on Attachment R-3. The project classification exceptions will expire on June 30, 2034 and all future capital and operating costs and expenses will follow the asset classification, even if a project has not been completed by the SFPUC by that date.

Unless specified otherwise, the capital costs for each project specified below includes costs incurred by the SFPUC for the construction of the project using debt or revenue funding, along with all project-related planning costs, engineering costs, engineering services, costs to obtain project-related regulatory permits, fees for environmental consultants, mitigation costs, legal fees, and other costs that are required to construct and place the project in operation as a water conveyance or power generation facility, or to serve both functions. The allocation of project capital costs includes expenditures incurred in fiscal years prior to FY 2018-19 where noted.

Project Classification Descriptions⁶

1. **Lower Cherry Aqueduct Project** means repairs along the Lower Cherry Aqueduct system from and including the Cherry Creek Diversion Dam downstream to and including a connection to the pool behind Early Intake Dam, including expenditures incurred in FY 2013-14 and subsequent fiscal years until the project is complete.
2. **Mountain Tunnel Interim Work** means the investigations, interim repairs to the tunnel as well as improvements to access roads and adits for Adit 5/6 and Adit 8/9 already funded or included in the FY 2017-18 ten-year CIP, including expenditures incurred in FY 2011-12 and subsequent fiscal years until the project is complete.
3. **Mountain Tunnel Long Term Repairs** means repair or replacement of tunnel lining not performed as part of the Mountain Tunnel Interim Work, contact grouting of the entire tunnel lining, completion of hydraulic improvements, installation of steel lining in sections of the tunnel to accommodate increased pressure, extension of the siphon crossing under the South Fork of the Tuolumne River, an enlarged concrete portal and bulkhead at Early Intake, and roadway access improvements to tunnel entry points at the South Fork Tuolumne River crossing, Adit 8-9 and Adit 5-6. Project capital costs include costs incurred in FY 2011-12 and subsequent fiscal years until the project is complete.

⁶ SFPUC and BAWSCA discussed and agreed to omit the following projects from this special project classification: 1) Early Intake Diversion Dam and Reservoir, 2) Moccasin Power Tunnel, and 3) Kirkwood Generator Bypass and Moccasin Generator #1 & 2 Bypasses. All capital costs and operating expenses related to these assets will follow the existing asset classification shown on Attachment R-3.

4. **Mountain Tunnel Flow Control Facility (FCF) Project** means construction of a FCF at the downstream end of Mountain Tunnel to reduce lining damage by eliminating the daily cycling between open channel and pressurized flow conditions inside the tunnel, and to allow access to the tunnel when the elevation of the water surface in Priest Reservoir is higher than the elevation of Priest Portal. The project consists of constructing a bypass tunnel, a FCF access shaft and related appurtenances, installing flow control valves and associated mechanical, electrical, and instrumentation as well as construction of a new Mountain Tunnel adit at Priest Reservoir, and a new access road to the FCF. The bypass will be fully steel lined to accommodate higher operating pressures, and a concrete plug will be constructed at the upstream end where water is diverted into the FCF. Project capital costs include costs incurred in FY 2017-18 and subsequent fiscal years until the project is complete.
5. **Kirkwood Penstock Project** means repair, rehabilitation or replacement of the penstock between the Canyon Portal Valve House and the outside of the northern wall of the Kirkwood Powerhouse. The Joint classification for this project would exclude valves, electronic controls and other appurtenances needed for power operations but not for delivery of water to the Bay Area. Project capital costs include costs incurred in FY 2009-10 and subsequent fiscal years until the project is complete.
6. **Moccasin Dam Interim Repairs** means repairs and improvements related to damage caused by the March 22, 2018 storm with the goal of returning the reservoir to service at a restricted water pool elevation. The interim measures include repairs and improvements to the Moccasin Creek Diversion Dam and Bypass, Moccasin Reservoir, access and automation improvements at Gate No. 3 Tower, the Lower Moccasin Dam Auxiliary Spillway, and the downstream channel of Moccasin Creek. Project capital costs include costs incurred in FY 2017-18 and subsequent fiscal years until the project is complete.
7. **Moccasin Dam Long-Term Improvements** means upgrading the Moccasin Reservoir facilities to meet long-term operational and dam safety needs, including the Lower Moccasin Dam, Moccasin Creek Diversion Dam, spillways, outlet works, and other appurtenant facilities, excluding the Moccasin Low Head Hydropower Plant and appurtenances. The work consists of repairs and upgrades to restore the capability to accommodate changes in flow associated with water delivery and power generation, provide hydraulic control for delivery of water to the Bay Area, permit the discharge of excess water downstream to Don Pedro Reservoir, and satisfy State regulatory requirements and guidelines. The Joint classification for this project would include all work, regardless of whether or not specific elements are required by the State of California. Project capital costs include costs incurred in FY 2017-18 and subsequent fiscal years until project is complete.
8. **Moccasin Penstock Project** means the repair, rehabilitation or replacement of the Moccasin Penstocks to ensure reliable water delivery to the Bay Area and support power generation at Moccasin Powerhouse. Project facilities would extend from the western end of the Moccasin Power Tunnel to the eastern wall of the Moccasin Powerhouse. The Joint classification for this project would exclude valves, electronic controls and other appurtenances needed for power operations but not for delivery of water to the Bay Area. Project capital costs include costs incurred in FY 2009-10 and subsequent fiscal years until the project is complete.

Maximo Record Number	Maximo ID Location	SFPUC Facility Group	Facility	Classification	Maximo Record Number
1	CPSCADA	Canyon Tunnel	CANYON PORTAL SCADA RTU (FUT.)	Joint	1
2	OSHCANTNL	Canyon Tunnel	OSHAUGHNESSY CANYON POWER TUNNEL	Joint	2
3	CV	Cherry and Eleanor Dams/Compounds	CHERRY VALLEY DAMS AND BUILDINGS	Joint	3
4	CVBLDGS	Cherry and Eleanor Dams/Compounds	CHERRY VALLEY BUILDINGS	Joint	4
5	CVFUEL	Cherry and Eleanor Dams/Compounds	CHERRY VALLEY FUELING STATION	Joint	5
6	CVPS	Cherry and Eleanor Dams/Compounds	CHERRY VALLEY PUMP STATION	Power	6
7	ELBAT	Cherry and Eleanor Dams/Compounds	ELEANOR BATTERY BANK	Joint	7
8	ELCOT	Cherry and Eleanor Dams/Compounds	COTTAGE, LAKE ELEANOR	Joint	8
9	ELDORM	Cherry and Eleanor Dams/Compounds	DORM, COOKHOUSE, GARAGE LAKE ELEANOR	Joint	9
10	ELDWSCT	Cherry and Eleanor Dams/Compounds	LAKE ELEANOR WATER TANK	Joint	10
11	ELEANOR	Cherry and Eleanor Dams/Compounds	LAKE ELEANOR EQUIPMENT	Joint	11
12	ELWHSE	Cherry and Eleanor Dams/Compounds	WAREHOUSE, LAKE ELEANOR	Joint	12
13	CVPSPRORLY	Cherry and Eleanor Dams/Compounds	CHERRY VALLEY PUMP STATION PROTECTIVE RELAYS	Power	13
14	CVDM	Cherry and Eleanor Dams/Compounds	CHERRY VALLEY DAM	Joint	14
15	CVDWS	Cherry and Eleanor Dams/Compounds	CHERRY VALLEY DOMESTIC WATER SYSTEM	Joint	15
16	CVVH	Cherry and Eleanor Dams/Compounds	CHERRY VALLEY VALVE HOUSE	Joint	16
17	ELNCHRTNL	Cherry and Eleanor Dams/Compounds	ELEANOR - CHERRY TUNNEL	Joint	17
18	ELNRDM	Cherry and Eleanor Dams/Compounds	ELEANOR DAM	Joint	18
19	ICP	Early Intake Dam and Reservoir	INTAKE CAMP EQUIPMENT AND GROUNDS	Joint	19
20	ICPCT	Early Intake Dam and Reservoir	INTAKE CAMP COTTAGES	Joint	20
21	ICPFUEL	Early Intake Dam and Reservoir	INTAKE CAMP FUELING SYSTEM	Joint	21
22	ICPLINERIGSH	Early Intake Dam and Reservoir	INTAKE CAMP LINEMENS RIGGING SHED BUILDING	NA	22
23	ICPMAIL	This row not included by SFPUC	INTAKE MAIL SHACK	NA	23
24	ICPSAND	Early Intake Dam and Reservoir	INTAKE CAMP SAND STORAGE BUILDING	Joint	24
25	ICPSEW	Early Intake Dam and Reservoir	INTAKE CAMP SEWAGE SYSTEM	Joint	25
26	ICPTV	Early Intake Dam and Reservoir	INTAKE CAMP TV SYSTEM	Joint	26
27	ICPWSTN	Early Intake Dam and Reservoir	INTAKE WEATHER STATION	Joint	27
28	IWSSCADA	Early Intake Dam and Reservoir	INTAKE DOMESTIC WATER SYS RTU	Joint	28
29	ICPEL	Early Intake Dam and Reservoir	INTAKE CAMP ELECTRICAL SYSTEM	Joint	29
30	ICPDWSBFP	Early Intake Dam and Reservoir	INTAKE DOMESTIC WATER BACK FLOW PREVENTERS, ICP	Joint	30
31	ICPPPOOL	Early Intake Dam and Reservoir	INTAKE CAMP SWIMMING POOL	Joint	31
32	ICPWTS	Early Intake Dam and Reservoir	INTAKE CAMP WATER SYSTEM	Joint	32
33	ICPDM	Early Intake Dam and Reservoir	INTAKE CAMP DAM	Joint	33
34	INTRES	Early Intake Dam and Reservoir	INTAKE RESERVOIR	Joint	34
35	GPL	Holm Powerhouse	22.9KV-GRANITE PORTAL LINE	Power	35
36	H1	Holm Powerhouse	HOLM UNIT #1	Power	36
37	H1PRORLY	Holm Powerhouse	HPH UNIT #1 PROTECTIVE RELAYS	Power	37
38	H2	Holm Powerhouse	HOLM UNIT #2	Power	38
39	H2PRORLY	Holm Powerhouse	HPH UNIT #2 PROTECTIVE RELAYS	Power	39
40	HAX	Holm Powerhouse	HPH EXCITERS, GOVERNORS, TAIL RACE AND OTHER	Power	40
41	HL2TTGE	Holm Powerhouse	HPH LINE #2 TRANSFER TRIP GE	Power	41
42	HPH	Holm Powerhouse	HOLM POWERHOUSE	Power	42
43	HPHBATTERY	Holm Powerhouse	HPH BATTERY SYSTEM	Power	43
44	HPHPEN	Holm Powerhouse	HOLM POWERHOUSE PENSTOCK	Power	44
45	HPHPRORLYTMP	Holm Powerhouse	TEMP HOLING SPOT FOR PRO RLYS	Power	45
46	HPHRF#1	Holm Powerhouse	HOLM POWERHOUSE ROOF FAN #1	Power	46
47	HPHRF#2	Holm Powerhouse	HOLM POWERHOUSE ROOF FAN #2	Power	47
48	HPHWW	Holm Powerhouse	HPH TSOV, SLIDE GATES AT TAILRACE, ETC	Power	48
49	HPRORLY	Holm Powerhouse	HPH PROTECTIVE RELAYS	Power	49
50	HSPARES	Holm Powerhouse	ALL HOLM POWERHOUSE SPARES	Power	50
51	HVH	Holm Powerhouse	HOLM VALVE HOUSE	Power	51

Maximo Record Number	Maximo ID Location	SFPUC Facility Group	Facility	Classification	Maximo Record Number
52	CVPWRTNL	Holm Powerhouse	CHERRY POWER TUNNEL	Power	52
53	GPSCADA	Holm Powerhouse	GRANITE PORTAL SCADA RTU (FUT.)	Power	53
54	H1ASCADA	Holm Powerhouse	HPH UNIT 1 ANNUNCIATOR RTU	Power	54
55	H2ASCADA	Holm Powerhouse	HPH UNIT 2 ANNUNCIATOR RTU	Power	55
56	HPHSCADA	Holm Powerhouse	HOLM POWERHOUSE SCADA RTU	Power	56
57	HPHVMS	Holm Powerhouse	HPH VIBRATION MONITORING SYSTEM	Power	57
58	KPH2SCADA	Kirkwood Powerhouse	KPH PENSTOCK MONITORING SYS RTU	Power	58
59	KPH	Kirkwood Powerhouse	KIRKWOOD POWERHOUSE	Power	59
60	KPHB	Kirkwood Powerhouse	KPH BATHROOM	Power	60
61	KPHOFFICE	Kirkwood Powerhouse	KPH OPERATOR OFFICE	Power	61
62	KVH	Kirkwood Powerhouse	KIRKWOOD VALVE HOUSE	Joint	62
63	K1	Kirkwood Powerhouse	KIRKWOOD UNIT #1	Power	63
64	K1PRORLY	Kirkwood Powerhouse	KPH UNIT #1 PROTECTIVE RELAYS	Power	64
65	K2	Kirkwood Powerhouse	KIRKWOOD UNIT #2	Power	65
66	K2PRORLY	Kirkwood Powerhouse	KPH UNIT #2 PROTECTIVE RELAYS	Power	66
67	K3	Kirkwood Powerhouse	KIRKWOOD UNIT #3	Power	67
68	K3PRORLY	Kirkwood Powerhouse	KPH UNIT #3 PROTECTIVE RELAYS	Power	68
69	KAX	Kirkwood Powerhouse	KPH EXCITERS, GOVERNORS, TAIL RACE AND OTHER	Power	69
70	KAXBKR5211	Kirkwood Powerhouse	KPH BREAKER LOCATION 52-11 MATHER / ICP LINE	Power	70
71	KAXBKR5212	Kirkwood Powerhouse	KPH BREAKER LOCATION 52-12 CANYON PORTAL LINE	Power	71
72	KAXBKR5221	Kirkwood Powerhouse	KPH BREAKER LOCATION 52-21 MATHER / ICP LINE	Power	72
73	KAXBKR5222	Kirkwood Powerhouse	KPH BREAKER LOCATION 52-22 MATHER 22KV LINE	Power	73
74	KAXBKR52S1	Kirkwood Powerhouse	KPH1 BREAKER LOCATION 52-S1 STATION SERVICE	Power	74
75	KAXBKR52S2	Kirkwood Powerhouse	KPH2 BREAKER LOCATION 52-S2 STATION SERVICE	Power	75
76	KAXBKR52S3	Kirkwood Powerhouse	KPH3 BREAKER LOCATION 52-S3 STATION SERVICE	Power	76
77	KAXBKRBT	Kirkwood Powerhouse	KPH BREAKER LOCATION 52-BUS TIE	Power	77
78	KAXBKRBT23	Kirkwood Powerhouse	KPH BREAKER LOCATION 23-BUS TIE	Power	78
79	KAXBKRBT32	Kirkwood Powerhouse	KPH BREAKER LOCATION 32-BUS TIE	Power	79
80	KAXBKRSS1	Kirkwood Powerhouse	KPH1 BREAKER LOCATION 52-SS1 STATION SERVICE	Power	80
81	KAXBKRSS2	Kirkwood Powerhouse	KPH2 BREAKER LOCATION 52-SS2 STATION SERVICE	Power	81
82	KAXBKRSS3	Kirkwood Powerhouse	KPH3 BREAKER LOCATION 52-SS3 STATION SERVICE	Power	82
83	KAXBREAKERS	Kirkwood Powerhouse	KIRKWOOD POWERHOUSE BREAKERS	Power	83
84	KPHBATTERY	Kirkwood Powerhouse	KPH BATTERY SYSTEM	Power	84
85	KPHDCV	Kirkwood Powerhouse	KPH DELUGE CONTROL VALVE	Power	85
86	KPHGENBRK	Kirkwood Powerhouse	KPH SPARE GENERATOR BREAKER	Power	86
87	KPHOILFLT	Kirkwood Powerhouse	KPH PORTABLE XFMR OIL FILTER	Power	87
88	KPHPEN	Kirkwood Powerhouse	KIRKWOOD POWERHOUSE PENSTOCK	Power	88
89	KPHRF	Kirkwood Powerhouse	KPH RECIRCULATING FAN	Power	89
90	KPRORLY	Kirkwood Powerhouse	KPH PROTECTIVE RELAYS	Power	90
91	KSPARES	Kirkwood Powerhouse	ALL KIRKWOOD POWERHOUSE SPARES	Power	91
92	KPHAXWPV	Kirkwood Powerhouse	KPH AUX WHEEL PIT VENT	Power	92
93	KPHBYP SYS	Kirkwood Powerhouse	KPH GENERATOR BYPASS	Power	93
94	KPHWW	Kirkwood Powerhouse	KPH TSOV, SLIDE GATES AT TAILRACE, ETC	Power	94
95	K1ASCADA	Kirkwood Powerhouse	KPH UNIT 1 ANNUNCIATOR RTU	Power	95
96	K2ASCADA	Kirkwood Powerhouse	KPH UNIT 2 ANNUNCIATOR RTU	Power	96
97	KPH1SCADA	Kirkwood Powerhouse	KPH SCADA RTU	Power	97
98	VIBMONSYS	Kirkwood Powerhouse	ALL VIBRATION MONITORING SYSTEMS & EQUIPMENT	Power	98
99	KPHVMS	Kirkwood Powerhouse	KPH VIBRATION MONITORING SYSTEM	Power	99
100	KPHTRBMTR	Kirkwood Powerhouse	KPH TURBIDIMETER	Water	100
102	RAKERLANDS	Support Systems, Utilities and Other	RAKER ACT LANDS & US LAND APPLICATIONS	Joint	102
103	SJLANDS	Support Systems, Utilities and Other	SAN JOAQUIN COUNTY LANDS	Joint	103

Maximo Record Number	Maximo ID Location	SFPUC Facility Group	Facility	Classification	Maximo Record Number
104	STANISLANDS	Support Systems, Utilities and Other	STANISLAUS COUNTY LANDS	Joint	104
105	TUOLUMNELAN	Support Systems, Utilities and Other	TUOLUMNE & MARIPOSA COUNTY LANDS	Joint	105
106	CC	Lower Cherry Creek Aqueduct	CHERRY CREEK EQUIPMENT AND BUILDING	Joint	106
107	CCAQ	Lower Cherry Creek Aqueduct	CHERRY CREEK AQUEDUCT	Joint	107
108	CCDDM	Lower Cherry Creek Aqueduct	CHERRY CREEK DIVERSION DAM	Joint	108
109	CHDIVTUN	Lower Cherry Creek Aqueduct	CHERRY DIVERSION TUNNEL	Joint	109
110	CVDIVCANAL	Lower Cherry Creek Aqueduct	CHERRY TO INTAKE DIVERSION CANAL	Joint	110
118	MLSSCADA	Moccasin Administrative Compound	MOCCASIN LIFT STATION RTU	Joint	118
119	MPHWS	Moccasin Administrative Compound	MOCCASIN WEATHER STATION	Joint	119
120	MWSSCADA	Moccasin Administrative Compound	MOCCASIN DOMESTIC WATER SYS RTU	Joint	120
121	EQP-HH	Moccasin Administrative Compound	NON-AUTOMOTIVE EQUIPMENT	Joint	121
122	ETESTEQUIP	Moccasin Administrative Compound	ELECTRONIC TEST EQUIPMENT	Joint	122
126	MCPARC	Moccasin Administrative Compound	MOCCASIN ARCHIVES / RECORDS OFFICE	Joint	126
127	MCPBH	Moccasin Administrative Compound	MOCCASIN BUNKHOUSE	Joint	127
128	MCPBLPRK	Moccasin Administrative Compound	MOCCASIN CAMP BALL PARK	Joint	128
129	MCPCARP	Moccasin Administrative Compound	MOCCASIN CARPENTER SHOP BUILDING	Joint	129
130	MCPCARPORT	Moccasin Administrative Compound	SHOP AREA CAR PORTS	Joint	130
131	MCPCH	Moccasin Administrative Compound	MOCCASIN CLUBHOUSE/ADMIN. BLDG.	Joint	131
132	MCPCH	Moccasin Administrative Compound	MOCCASIN CONSTRUCTION MANAGEMENT OFFICES, MOCCASIN	Joint	132
133	MCPCH	Moccasin Administrative Compound	COTTAGE 10	Joint	133
134	MCPCH	Moccasin Administrative Compound	CMB SURVEY ADMINISTRATIVE OFFICE	Joint	134
135	MCPCH	Moccasin Administrative Compound	ITS ADMINISTRATIVE OFFICE	Joint	135
136	MCPCH	Moccasin Administrative Compound	GUEST COTTAGE 15	Joint	136
137	MCPCH	Moccasin Administrative Compound	MOCCASIN FINANCE OFFICE	Joint	137
138	MCPCH	Moccasin Administrative Compound	TRAINING OFFICE	Joint	138
139	MCPCH	Moccasin Administrative Compound	EXERCISE BUILDING	Joint	139
140	MCPCH	Moccasin Administrative Compound	WATERSHED ADMINISTRATIVE OFFICE	Joint	140
141	MCPCH	Moccasin Administrative Compound	GUEST COTTAGE 41	Joint	141
142	MCPCH	Moccasin Administrative Compound	MCP CARDBOARD COMPACTOR	Joint	142
143	MCPCH	Moccasin Administrative Compound	MOCCASIN CAMP COTTAGES	Joint	143
144	MCPCH	Moccasin Administrative Compound	MOCCASIN CAMP ELECTRIC SHOP	Joint	144
145	MCPCH	Moccasin Administrative Compound	MOCCASIN ENGINEERING OFFICE	Joint	145
146	MCPCH	Moccasin Administrative Compound	MOCCASIN FIRE TRUCK GARAGE	Joint	146
147	MCPCH	Moccasin Administrative Compound	MOCCASIN FIELD OFFICE BUILDING	Joint	147
148	MCPCH	Moccasin Administrative Compound	MOCCASIN CAMP FUELING STATION	Joint	148
149	MCPCH	Moccasin Administrative Compound	MOCCASIN GARDENERS SHOP	Joint	149
150	MCPCH	Moccasin Administrative Compound	MOCCASIN GREENHOUSE	Joint	150
151	MCPCH	Moccasin Administrative Compound	MOCCASIN POWER LINE SHOP BUILDING	Power	151
152	MCPCH	Moccasin Administrative Compound	MOCCASIN MACHINE AND AUTO SHOP BLDG	Joint	152
153	MCPCH	Moccasin Administrative Compound	MOCCASIN EMERGENCY RESPONSE CENTER	Joint	153
154	MCPCH	Moccasin Administrative Compound	MOCCASIN MAINTENANCE FACILITY	Joint	154
156	MCPCH	Moccasin Administrative Compound	MOCC CAMP OLD MOCCASIN POWERHOUSE: Long term storage	Joint	156
157	MCPCH	Moccasin Administrative Compound	MOCCASIN CAMP PAINT SHOP	Joint	157
158	MCPCH	Moccasin Administrative Compound	PLANNING AND SCHEDULING BUILDING	Joint	158
159	MCPCH	Moccasin Administrative Compound	MOCCASIN PLUMBERS SHOP	Joint	159
160	MCPCH	Moccasin Administrative Compound	MOCCASIN CAMP SWIMMING POOL	Joint	160
161	MCPCH	Moccasin Administrative Compound	MOCCASIN RECREATIONAL FACILITY	Joint	161
162	MCPCH	Moccasin Administrative Compound	MOCCASIN SAWMILL FACILITY	Joint	162
163	MCPCH	Moccasin Administrative Compound	MOCCASIN SCADA TRAILER, MOCCASIN	Joint	163
164	MCPCH	Moccasin Administrative Compound	MOCCASIN SCHOOL BUILDING	Joint	164
165	MCPCH	Moccasin Administrative Compound	MOCCASIN CAMP SEWAGE LIFT STATION 1	Joint	165

Maximo Record Number	Maximo ID Location	SFPUC Facility Group	Facility	Classification	Maximo Record Number
166	MCPSEWSYS	Moccasin Administrative Compound	MOCCASIN CAMP SEWAGE SYSTEM	Joint	166
167	MCPTECH	Moccasin Administrative Compound	MOCCASIN CAMP TECH SHOP	Joint	167
168	MCPTGSTMPFAC	Moccasin Administrative Compound	MOCCASIN TEMPORARY GUEST ACCOMMODATIONS	Joint	168
169	MCPTOOLRM	Moccasin Administrative Compound	MOCCASIN TOOL ROOM BUILDING	Joint	169
170	MCPUEB	Moccasin Administrative Compound	MOCCASIN Bldg 57	Joint	170
171	MCPWHSE	Moccasin Administrative Compound	MOCCASIN WAREHOUSE & SHOPS BLDG	Joint	171
173	MCPSL	Moccasin Administrative Compound	MOCCASIN CAMP STREET LIGHTS	Joint	173
174	MCPDWS	Moccasin Administrative Compound	MOCCASIN DOMESTIC WATER SYSTEM	Joint	174
175	MCPDWSBFP	Moccasin Administrative Compound	MOCCASIN DOMESTIC WATER SYSTEM BACK FLOW PREVENTER	Joint	175
176	ELECTDVCS	Moccasin Administrative Compound	SMALL ELECTRONIC DEVICES AND EQUIPMENT, MOCCASIN	Joint	176
177	MCPWQ2	Moccasin Administrative Compound	MCP WATER QUALITY BUILDING 2	Water	177
178	MCPWQLABS	Moccasin Administrative Compound	MCP WATER QUALITY LABS	Water	178
179	MPFLOSCADA	Moccasin Powerhouse	MPH PENSTOCK FLOW MTRING SCADA RTU	Power	179
180	MPH	Moccasin Powerhouse	MOCCASIN POWERHOUSE	Power	180
181	MPHAUXCMP	Moccasin Powerhouse	MPH AUX. AIR COMPRESSOR	Power	181
182	MPHCR	Moccasin Powerhouse	MPH MAIN CONTROL ROOM	Joint	182
183	MPHHWT	Moccasin Powerhouse	MOCCASIN POWERHOUSE HOT WATER TANK	Joint	183
184	MPHOILROOM	Moccasin Powerhouse	MPH OIL TREATMENT ROOM	Power	184
185	MPHSTOR	Moccasin Powerhouse	MOCCASIN PH STORAGE BUILDING	Power	185
186	M1	Moccasin Powerhouse	MOCCASIN UNIT #1	Power	186
187	M1PRORLY	Moccasin Powerhouse	MPH UNIT #1 PROTECTIVE RELAYS	Power	187
188	M2	Moccasin Powerhouse	MOCCASIN UNIT #2	Power	188
189	M2PRORLY	Moccasin Powerhouse	MPH UNIT #2 PROTECTIVE RELAYS	Power	189
190	MAX	Moccasin Powerhouse	MPH EXCITERS, GOVERNORS, TAIL RACE AND OTHER	Power	190
191	MAX52BT	Moccasin Powerhouse	52-BT BUS TIE CIRCUIT BREAKER LOCATION	Power	191
192	MAXBRK	Moccasin Powerhouse	MOCCASIN POWERHOUSE CIRCUIT BREAKERS	Power	192
193	MAXBRKSS1	Moccasin Powerhouse	52-SS1 STATION SERVICE CIRCUIT BREAKER LOCATION	Power	193
194	MAXBRKSS2	Moccasin Powerhouse	VILLAGE XFMR 52-SS2 STATION SERVICE LOCATION	Power	194
195	MBRK52S1	Moccasin Powerhouse	52-S1 CIRCUIT BREAKER LOCATION	Power	195
196	MBRK52S2	Moccasin Powerhouse	52-S2 CIRCUIT BREAKER LOCATION	Power	196
197	MPHBATTERY	Moccasin Powerhouse	MPH BATTERY SYSTEM	Power	197
198	MPHDELVAL	Moccasin Powerhouse	MPH DELUGE VALVE SYSTEM	Power	198
199	MPHMCB	Moccasin Powerhouse	MPH MAIN CONTROL BOARD	Power	199
200	MPHPEN	Moccasin Powerhouse	MOCCASIN POWERHOUSE PENSTOCK	Power	200
201	MPRORLY	Moccasin Powerhouse	MPH PROTECTIVE RELAYS	Power	201
202	MSPARES	Moccasin Powerhouse	ALL MPH SPARE EQUIPMENT	Power	202
203	MSY	Moccasin Powerhouse	MOCCASIN SWITCHYARD	Power	203
204	MSYLIGHTS	Moccasin Powerhouse	MSY MERCURY VAPOR LIGHTS	Power	204
205	PWRSCHEDE	Moccasin Powerhouse	MPH POWER SCHEDULING COMPUTERS	Power	205
206	MOCCPWTUS	Moccasin Powerhouse	MOCCASIN POWER TUNNEL SURGE SHAFT	Power	206
207	MPHBYPYS1	Moccasin Powerhouse	MPH GENERATOR BYPASS #1	Power	207
208	MPHBYPYS2	Moccasin Powerhouse	MPH GENERATOR BYPASS #2	Power	208
209	MPHWW	Moccasin Powerhouse	MPH TSOV, SLIDE GATES AT TAILRACE, ETC	Power	209
210	BNVMSCPU	Moccasin Powerhouse	BENTLY-NEVADA VIBRATION MONITORING SYS CENTRAL PRO	Power	210
211	MPHSCADA	Moccasin Powerhouse	MOCCASIN POWERHOUSE SCADA RTU	Power	211
212	PMBSCADA	Moccasin Powerhouse	PG&E MAIL BOX SCADA RTU	Power	212
213	MLHSCADA	Moccasin Administrative Compound	MOCCASIN LOW-HEAD PWR STA SCADA RTU	Power	213
214	MLHVMS	Moccasin Administrative Compound	MOCC. LOWHEAD VIBRATION MONITORING SYSTEM	Power	214
215	MPHVMS	Moccasin Administrative Compound	MPH VIBRATION MONITORING SYSTEM	Power	215
216	MLH	Moccasin Administrative Compound	MOCCASIN LOW HEAD POWER PLANT	Power	216
217	MLHPEN	Moccasin Administrative Compound	MOCCASIN LOWHEAD PENSTOCK	Power	217

Maximo Record Number	Maximo ID Location	SFPUC Facility Group	Facility	Classification	Maximo Record Number
218	M3	Moccasin Administrative Compound	MOCCASIN LOWHEAD UNIT	Power	218
219	MLHBATTERY	Moccasin Administrative Compound	MOCCASIN LOW-HEAD BATTERY SYS	Power	219
220	MLHMCB	Moccasin Administrative Compound	MOCC LOWHEAD MAIN CONTROL BOARD	Power	220
221	MLHPRORLY	Moccasin Administrative Compound	MLH PROTECTIVE RELAYS	Power	221
222	MLHTS	Moccasin Administrative Compound	MOCCASIN LOW HEAD TELEPHONE SYSTEM	Power	222
223	MPHRESBYP	Moccasin Administrative Compound	MOCCASIN RESERVOIR BYPASS	Water	223
224	MLHPRGCTRL	Moccasin Administrative Compound	MLH PROGRAMABLE CONTROLLER	Power	224
225	MCPFHDWM	Moccasin Administrative Compound	DOMESTIC WATER METERS / HATCHERY	Joint	225
226	MCPBR	Moccasin Administrative Compound	MCP TIMBER BRIDGE / TRASH RACK	Water	226
227	MCPCANAL	Moccasin Administrative Compound	MOCCASIN CANAL	Water	227
228	MCPRES	Moccasin Administrative Compound	MOCCASIN CAMP RESERVOIR	Water	228
229	MOCCLDM	Moccasin Administrative Compound	MOCCASIN LOWER DAM, MOCCASIN	Water	229
230	MOCCUDM	Moccasin Administrative Compound	MOCCASIN CREEK UPPER DIVERSION DAM , MOCCASIN	Water	230
231	MG3SCADA	Moccasin Administrative Compound	MOCCASIN GATE NO. 3 RTU	NA	231
232	FTHTNLJACPU	Moccasin Administrative Compound	MOCCASIN RESERVOIR TURBIDITY SUPPLY JACK PUMP SITE	Water	232
233	KBP	Mountain Tunnel	KIRKWOOD/INTAKE BYPASS SYSTEM	Joint	233
234	MTNTNLDIV	Mountain Tunnel	MOUNTAIN TUNNEL AND ADITS	Joint	234
235	SF	Mountain Tunnel	SOUTH FORK EQUIPMENT & BUILDINGS	Joint	235
236	SFFUEL	Mountain Tunnel	SOUTH FORK FUELING STATION	Joint	236
237	SFOFF	Mountain Tunnel	SOUTH FORK OFFICE BUILDING	Joint	237
238	MT1-2AD	Mountain Tunnel	MTN TNL DIV 1-2 TUNNEL ACCESS	Joint	238
239	MT3-4AD	Mountain Tunnel	MTN TNL DIV 3-4 TUNNEL ACCESS	Joint	239
240	MT5-6AD	Mountain Tunnel	MTN TNL DIV 5-6 TUNNEL ACCESS	Joint	240
241	MT8-9AD	Mountain Tunnel	MTN TNL DIV 8-9 TUNNEL ACCESS	Joint	241
242	MTBIGCRSH	Mountain Tunnel	MTN TNL DIV BIG CREEK SHAFT,	Joint	242
243	MTDSFC	Mountain Tunnel	SOUTH FORK CROSSING	Joint	243
244	MTEIAD	Mountain Tunnel	MTN TNL DIV ACCESS AT EARLY INTAKE	Joint	244
TBD		Mountain Tunnel	Flow Control Facility	Joint	TBD
245	MTPROUT	Mountain Tunnel	Mountain Tunnel Priest Outlet	Joint	245
246	MTSECGROT	Mountain Tunnel	MTN TNL DIV SECOND GARROTE SHAFT,	Joint	246
247	SFDWS	Mountain Tunnel	SOUTH FORK DOMESTIC WATER SYSTEM	Joint	247
248	OSHSCADA	O'Shaughnessy Dam and Reservoir/Compou	OSHAUGHNESSY DAM RTU	Joint	248
249	OSHS	O'Shaughnessy Dam and Reservoir/Compou	OSHAUGHNESSY STREAM GAUGE	Joint	249
250	OSHWSTN	O'Shaughnessy Dam and Reservoir/Compou	OSHAUGHNESSY WEATHER STATION	Joint	250
251	OSH	O'Shaughnessy Dam and Reservoir/Compou	OSHAUGHNESSY DAM AND AREA BLDGS.	Joint	251
252	OSHCT	O'Shaughnessy Dam and Reservoir/Compou	OSHAUGHNESSY COTTAGES	Joint	252
253	OSHEL	O'Shaughnessy Dam and Reservoir/Compou	OSHAUGHNESSY CAMP ELECTRICAL	Joint	253
254	OSHEQP	O'Shaughnessy Dam and Reservoir/Compou	ALL OSHAUGHNESSY EQUIPMENT	Joint	254
255	OSHDIVTNL	O'Shaughnessy Dam and Reservoir/Compou	OSHAUGHNESSY DIVERSION TUNNEL	Joint	255
256	OSHDM	O'Shaughnessy Dam and Reservoir/Compou	OSHAUGHNESSY DAM	Joint	256
257	OSHDMWELLAU	O'Shaughnessy Dam and Reservoir/Compou	OSH DOMESTIC WELL AUXILIARY BUILDING	Joint	257
258	OSHDWS	O'Shaughnessy Dam and Reservoir/Compou	OSHAUGHNESSY DAM DOMESTIC WTR SYS	Joint	258
259	OSHDWSBFP	O'Shaughnessy Dam and Reservoir/Compou	OSH DOMESTIC WATER BACK FLOW PREVENTERS, OSH	Joint	259
260	OSHDWW	O'Shaughnessy Dam and Reservoir/Compou	OSHAUGHNESSY DOMESTIC WATER WELL SYSTEM, OSH	Joint	260
261	OSHFUEL	O'Shaughnessy Dam and Reservoir/Compou	OSHAUGHNESSY FUELING STATION	Joint	261
262	OSHG1	O'Shaughnessy Dam and Reservoir/Compou	OSH DAM GALLERY #1	Joint	262
263	OSHG2	O'Shaughnessy Dam and Reservoir/Compou	OSH DAM GALLERY #2	Joint	263
264	OSHGARS	O'Shaughnessy Dam and Reservoir/Compou	OSHAUGHNESSY GARAGE #5	Joint	264
265	OSHGARS7	O'Shaughnessy Dam and Reservoir/Compou	OSHAUGHNESSY GARAGE #7	Joint	265
266	OSHRCKSCRN	O'Shaughnessy Dam and Reservoir/Compou	ROCK SCREENING PLANT	NA	266
267	OSHSEWSYS	O'Shaughnessy Dam and Reservoir/Compou	OSHAUGHNESSY SEWAGE SYSTEM	Joint	267

Maximo Record Number	Maximo ID Location	SFPUC Facility Group	Facility	Classification	Maximo Record Number
268	OSHSTORE3	O'Shaughnessy Dam and Reservoir/Compou	OSHAUGHNESSY STORE HOUSE 3	Joint	268
269	OSHSTORE6A	O'Shaughnessy Dam and Reservoir/Compou	OSHAUGHNESSY STORE HOUSE 6-A	Joint	269
270	OSHWDSHD3A	O'Shaughnessy Dam and Reservoir/Compou	OSHAUGHNESSY WOODSHED 3-A	Joint	270
271	OSHWH12	O'Shaughnessy Dam and Reservoir/Compou	OSHAUGHNESSY WAREHOUSE #12	Joint	271
272	OSHWLHSE	O'Shaughnessy Dam and Reservoir/Compou	OSHAUGHNESSY WELL HOUSE	Joint	272
273	OSHWTRSHED	O'Shaughnessy Dam and Reservoir/Compou	HETCH HETCHY RESERVOIR WATERSHED water quality activities	NA	273
274	OWQSCADA	O'Shaughnessy Dam and Reservoir/Compou	OSHAUGHNESSY WATER QUALITY RTU	Water	274
275	OLDOAKYD	Facilities West of Moccasin Gate Tower	120/240V-OLD OAKDALE YARD LINE	Joint	275
276	OAKCT	Facilities West of Moccasin Gate Tower	OAKDALE EMPLOYEE COTTAGE	Joint	276
277	OAKDALE	Facilities West of Moccasin Gate Tower	OLD OAKDALE YARD	Joint	277
278	OAKGAR	Facilities West of Moccasin Gate Tower	OAKDALE GARAGE	Joint	278
279	OAKLINE	Facilities West of Moccasin Gate Tower	OAKDALE LINE SHOP BUILDING	Joint	279
280	OAKOFFICE	Facilities West of Moccasin Gate Tower	OAKDALE OFFICE BUILDING	Joint	280
281	OAKWHSE	Facilities West of Moccasin Gate Tower	OAKDALE WAREHOUSE BUILDING	Joint	281
282	CPL	Support Systems, Utilities and Other	2.4KV-CANYON PORTAL LINE	Joint	282
283	CRL	Support Systems, Utilities and Other	22.9KV-CHERRY RIDGE LINE	Joint	283
284	CRLC	Support Systems, Utilities and Other	22.9KV-CHERRY COMP TO RISER ACROSS DAM LINE	Joint	284
285	CRLCH	Support Systems, Utilities and Other	22.9KV-CHERRY COMPOUND LINE	Joint	285
286	HL	Support Systems, Utilities and Other	22.9KV-HOLM LINE	Joint	286
287	ICL	Support Systems, Utilities and Other	22.9KV-INTAKE CAMP LINE	Joint	287
288	INTCMP	Support Systems, Utilities and Other	(OLD) INTAKE CAMP LINE	NA	288
289	INT-OSH	Support Systems, Utilities and Other	22.9KV-INTAKE TO OSH LINE	Joint	289
290	IRL	Support Systems, Utilities and Other	22.9KV-INTAKE RADIO SITE LINE	Joint	290
291	KRT	Support Systems, Utilities and Other	(OLD) KPH TO RIDGE LINE TIE LINE	NA	291
292	MATA	Support Systems, Utilities and Other	MATHER "A" LINE	Power	292
293	MATB	Support Systems, Utilities and Other	2.4KV-MATHER "B" LINE	Power	293
294	MCPA	Support Systems, Utilities and Other	2.4KV-MOCCASIN CAMP "A" LINE	Joint	294
295	MCPB	Support Systems, Utilities and Other	2.4KV-MOCCASIN CAMP "B" LINE	Joint	295
296	MPL	Support Systems, Utilities and Other	2.4KV-MOCCASIN PEAK LINE	Joint	296
297	OAKPORT	Support Systems, Utilities and Other	120/240V-OAKDALE PORTAL LINE	Water	297
298	POLES	Support Systems, Utilities and Other	DISTRIBUTION POLE LINES	Joint	298
299	PRL	Support Systems, Utilities and Other	2.4KV-PRIEST RESERVOIR LINE	Joint	299
300	PRLN	Support Systems, Utilities and Other	PRIEST RESERVOIR COMM/SIGNAL LINE	Joint	300
301	RLT	Support Systems, Utilities and Other	(OLD) RIDGE LINE TIE LINE	NA	301
302	RRLINE	Support Systems, Utilities and Other	120/240V-ROCK RIVER LINE	Water	302
303	SJVHLN	Support Systems, Utilities and Other	120/240V-SAN JOAQUIN VALVE HOUSE LINE	Water	303
304	MAXBRKVT1	Support Systems, Utilities and Other	VILLAGE XFMR 1, CIRCUIT BREAKER, MPH1 LOCATION	Joint	304
305	MAXBRKVT2	Support Systems, Utilities and Other	VILLAGE XFMR 2 CIRCUIT BREAKER LOCATION	Joint	305
306	TESLP	Support Systems, Utilities and Other	12KV-TESLA PORTAL LINE	Water	306
307	INTHSFPWLACV	Support Systems, Utilities and Other	TOP INTAKE HILL/ SOUTH FORK RIVER TOWER LINE ROADS	Joint	307
308	ISYL	Support Systems, Utilities and Other	22.9KV-INTAKE SWITCHYARD LINE	Power	308
309	ISOILFLT	Support Systems, Utilities and Other	TRAILER MOUNTED OIL FILTER	Power	309
310	ISYPLCCOMM	Support Systems, Utilities and Other	ISY POWER LINE CARRIER EQUIP	Power	310
312	ISY	Support Systems, Utilities and Other	INTAKE SWITCHYARD	Power	312
313	ISYB	Support Systems, Utilities and Other	ISY BOGUE UNIT	Power	313
314	ISYBUSTIE	Support Systems, Utilities and Other	INTAKE SWITCHYARD H.V. BUS TIE	Power	314
315	ISYCRB	Support Systems, Utilities and Other	INTAKE SWITCHYARD CONTROL ROOM/BUILDING	Power	315
316	ISYLIGHTS	Support Systems, Utilities and Other	SWITCHYARD LIGHTS	Power	316
317	ISYLINE1	Support Systems, Utilities and Other	INTAKE SWITCHYARD H.V. LINE 1	Power	317
318	ISYLINE10	Support Systems, Utilities and Other	INTAKE SWITCHYARD H.V. LINE 10	Power	318
319	ISYLINE11	Support Systems, Utilities and Other	INTAKE SWITCHYARD H.V. LINE 11	Power	319

Maximo Record Number	Maximo ID Location	SFPUC Facility Group	Facility	Classification	Maximo Record Number
320	ISYLINE2	Support Systems, Utilities and Other	INTAKE SWITCHYARD H.V. LINE 2	Power	320
321	ISYLINE2.4	Support Systems, Utilities and Other	INTAKE CAMP LINE 2.4KV	Power	321
322	ISYLINE5	Support Systems, Utilities and Other	INTAKE SWITCHYARD H.V. LINE 5	Power	322
323	ISYLINE6	Support Systems, Utilities and Other	INTAKE SWITCHYARD H.V. LINE 6	Power	323
324	ISYLINE9	Support Systems, Utilities and Other	INTAKE SWITCHYARD H.V. LINE 9	Power	324
325	ISYPRORLY	Support Systems, Utilities and Other	ISY PROTECTIVE RELAYS	Power	325
326	LINE11TWR	Support Systems, Utilities and Other	TRANSMISSION TOWERS, LINE 11	Power	326
327	LINE1-2TWR	Support Systems, Utilities and Other	TOWERS FOR TRANSMISSION LINES 1 & 2	Power	327
328	LINE3-4TWR	Support Systems, Utilities and Other	TRANSMISSION TOWERS, LINES 3 & 4	Power	328
329	LINE5-6TWR	Support Systems, Utilities and Other	TRANSMISSION TOWERS, LINES 5 & 6	Power	329
330	LINE7-8TWR	Support Systems, Utilities and Other	TRANSMISSION TOWERS, LINES 7 & 8	Power	330
331	LINE910TWR	Support Systems, Utilities and Other	TRANSMISSION TOWERS, LINES 9 & 10	Power	331
333	MSYLINE3	Support Systems, Utilities and Other	MSY H.V. LINE 3	Power	333
334	MSYLINE4	Support Systems, Utilities and Other	MSY H.V. LINE 4	Power	334
335	MSYLINE5	Support Systems, Utilities and Other	MSY H.V. LINE 5	Power	335
336	MSYLINE6	Support Systems, Utilities and Other	MSY H.V. LINE 6	Power	336
337	122OSS	Support Systems, Utilities and Other	OAKDALE SUBSTATION (TID)	Power	337
338	CSPRORLY	Support Systems, Utilities and Other	CALAVERUS SUBSTATION PROTECTIVE RELAYS	Power	338
339	CSSPARES	Support Systems, Utilities and Other	ALL CAL SUB SPARE EQUIPMENT	Power	339
340	MID_TID_SUBS	Support Systems, Utilities and Other	NON HETCH HETCHY SUBSTATIONS	Power	340
341	ROP	Support Systems, Utilities and Other	ROP SWITCH ROOM	Power	341
342	STSUB	Support Systems, Utilities and Other	STANDIFORD SUBSTATION, MODESTO	Power	342
343	DAVISSUB	This row not included by SFPUC	DAVIS SUB STATION	NA	343
344	WDCALSUB	Support Systems, Utilities and Other	CALAVERAS SUBSTATION	Power	344
345	ISYSCADA	Support Systems, Utilities and Other	INTAKE SWITCHYARD SCADA RTU	Power	345
346	CALSCADA	Support Systems, Utilities and Other	CALAVERAS SUB SCADA RTU	Power	346
347	ROPREVMTR	Support Systems, Utilities and Other	JEM TWO ELEMENT METER	Power	347
348	ROPREVREC	Support Systems, Utilities and Other	ROP REVNUC METERING RECORDER	Power	348
349	TISSCAD	Support Systems, Utilities and Other	TREASURE ISLAND SCADA RTU	Power	349
350	REVMETERS	Support Systems, Utilities and Other	PROJECT BILLABLE REVENUE METERS	Power	350
351	PRSTSCADA	Priest Regulating Dam and Reservoir	PRIEST RESERVOIR SCADA RTU	Power	351
352	WPVSCADA	Priest Regulating Dam and Reservoir	WEST PORTAL VALVEHOUSE RTU	Power	352
353	PRBYPASS	Priest Regulating Dam and Reservoir	PRIEST BYPASS SYSTEM FROM MTN TUNNEL TO GATE TOWER	Joint	353
354	PRCANAL	Priest Regulating Dam and Reservoir	PRIEST CANAL	Power	354
355	AUXBUIER	Priest Regulating Dam and Reservoir	PRIEST RES. AUXILIARY BUILDING ELECTRICAL ROOM	Joint	355
356	AUXBUIGR	Priest Regulating Dam and Reservoir	PRIEST RES. AUXILIARY BUILDING GENERATOR ROOM	Joint	356
357	AUXBUIMR	Priest Regulating Dam and Reservoir	PRIEST RES. AUXILIARY BUILDING MECHANICAL ROOM	Joint	357
358	PRGTTWRMN	Priest Regulating Dam and Reservoir	PRIEST GATE TOWER MAIN , PRIEST	Power	358
360	PRMCPWLCRDCV	Support Systems, Utilities and Other	PRIEST TO MOCCASIN POWER LINE ROADS	Power	360
361	PRSRES	Priest Regulating Dam and Reservoir	PRIEST RESERVOIR	Power	361
362	WESTPORTAL	Priest Regulating Dam and Reservoir	WEST PORTAL EQUIPMENT	Power	362
363	MOCCPWTUN	Priest Regulating Dam and Reservoir	MOCCASIN POWER TUNNEL	Power	363
364	PRIESTCOTT	Priest Regulating Dam and Reservoir	PRIEST COTTAGE	Joint	364
365	PRIESTDM	Priest Regulating Dam and Reservoir	PRIEST DAM	Power	365
366	PRWT1	Priest Regulating Dam and Reservoir	PRIEST DOMESTIC WATER TANK	Joint	366
367	MCPSTORE		MOCCASIN GENERAL STORE BLDG		367
368	KPHASS		KIRKWOOD P.H. AUTO SPRINKLER SYSTEM		368
369	ELSURVCAB		ELEANOR MIGUEL MEADOW SURVEY CABIN		369
370	GRP		(OLD) GRANITE PORTAL LINE		370
371	JONESPOINT		JONES POINT MICROWAVE COMMUNICATION SITE		371
372	JPCSBATA		JONES POINT BATTERY BANK *A* (3 12 VOLT GELL CELL		372

Maximo Record Number	Maximo ID Location	SFPUC Facility Group	Facility	Classification	Maximo Record Number
373	JPCSBATB		JONES POINT BATTERY BANK *B* (3 12 VOLT GELL CELL		373
374	JPCSBLDG		JONES POINT COMM SITE EQUIP BUILDING		374
375	JPDISH1		JONES PIONT ANTENNA DISH PATH 1 TO DUCKWALL REPEAT		375
376	JPDISH2		JONES PIONT ANTENNA DISH PATH 2 TO INTAKE SWITCHYA		376
377	JPPVCTRLA		JONES POINT PHOTOVOLTAIC CHARGER CONTROL BATTERY B		377
378	JPPVCTRLB		JONES POINT PHOTOVOLTAIC CHARGER CONTROL BATTERY B		378
379	JPSOLPNLA		JONES POINT SOLAR PANNELS *A*		379
380	JPSOLPNLB		JONES POINT SOLAR PANNELS *B*		380
381	JPTOWER		JONES PIONT TOWER STRUCTURE		381
382	JPTXALARM		JONES POINT REPEATER TRANSMIT ALARM UNIT		382
383	MCPTV		MOCCASIN CABLE TELEVISION SYS		383
384	OAKLAND		OAKLAND EQUIPMENT AND BUILDINGS		384
385	BMIS		MAINFRAME COMPUTER IN S.F.		385
386	HH RRAS		ASSETS THAT ARE RETIRED OR NO LONGER IN SERVICE		386
387	SANFRAN		SAN FRANCISCO EQUIPMENT & BUILDINGS		387
388	VALDIV		VALLEY DIVISION EQUIPMENT		388
389	1155MKT		1155 MARKET STREET		389
390	COLLEGE		SF CITY COLLEGE		390
391	MOSCONE		MOSCONE CENTER		391
392	TESCT		TESLA COTTAGE		392
393	TESGAR		TESLA GARAGE		393
394	TESLAFUEL		TESLA PORTAL FUELING STATION		394
395	MOCCPENSRCV	Support Systems, Utilities and Other	MOCCASIN CAMP PENSTOCK SOUTH SIDE ROAD CULVERT	Joint	395
396	PRIESTAUXBUI	Support Systems, Utilities and Other	PRIEST RES. AUXILIARY BUILDING, CONTROL ROOM, SUBS	Joint	396
397	PRIESTDIRDCV	Support Systems, Utilities and Other	PRIEST DIRT ROADS PRIEST CULVERT	Joint	397
398	PRIESTDIRTRD	Support Systems, Utilities and Other	PRIEST AREA DIRT ROADS, PRIEST	Joint	398
399	PRIESTPARDCV	Support Systems, Utilities and Other	PRIEST AREA PAVED ROADS, PRIEST CULVERT	Joint	399
400	PRIESTPAVERD	Support Systems, Utilities and Other	PRIEST AREA PAVED ROADS, PRIEST	Joint	400
401	PRIESTRDS	Support Systems, Utilities and Other	PRIEST AREA ROADS, PRIEST	Joint	401
402	OSHBR	Support Systems, Utilities and Other	OSHAUGHNESSY TIMBER BRIDGE	Joint	402
403	OSHROADS	Support Systems, Utilities and Other	OSH AREA ROADS	Joint	403
404	CSTRGTNACRCV	Support Systems, Utilities and Other	PIPELINE TUNNEL RD. - CULVERTS	Joint	404
405	CSTRGTNLACCR	Support Systems, Utilities and Other	PIPELINE TUNNEL RD. - BIRD RD TO ALAMEDA EAST	Joint	405
406	DRDTOEEMRD	Support Systems, Utilities and Other	POWER LINE ACCESS RD - DIRT ACC. RD TO 2 TOWERS	Joint	406
407	EMRYRDACCRD	Support Systems, Utilities and Other	PIPELINE & PWRLINE ACCESS RD (EMERY RD - BIRD RD)	Joint	407
408	EMRYRDACRDCV	Support Systems, Utilities and Other	PIPELINE & PWRLINE ACCESS RD CULVERTS	Joint	408
409	FRHYPWLACCRD	Support Systems, Utilities and Other	FERRETTI ROAD TO HWY 120 TOWER LINE ROADS	Joint	409
410	FRHYPWLACRCV	Support Systems, Utilities and Other	FERRETTI ROAD TO HWY 120 TOWER LINE ROADS	Joint	410
411	FTDMPRACC	Support Systems, Utilities and Other	MARSHES FLAT TO MOCCASIN PEAK RADIO SITE ROAD ,	Joint	411
412	FTDMPRACCCV	Support Systems, Utilities and Other	MARSHES FLAT TO MOCCASIN PEAK RADIO SITE ROAD ,	Joint	412
413	HYMRPWLACCR	Support Systems, Utilities and Other	HWY 120 TO MERRELL ROAD TOWER LINE ROADS	Joint	413
414	ICPCHEL	Support Systems, Utilities and Other	CHERRY OIL TO ELEANOR ROAD, INTAKE /ELEANOR	Joint	414
415	ICPCHELVCV	Support Systems, Utilities and Other	CHERRY OIL TO ELEANOR ROAD CULVERT	Joint	415
416	ICPCHERRY	Support Systems, Utilities and Other	ROAD FROM INTAKE TO CHERRY VALLEY, EARLY INTAKE	Joint	416
417	ICPCHERRYCV	Support Systems, Utilities and Other	ROAD FROM INTAKE TO CHERRY VALLEY, EARLY INTAKE CULV	Joint	417
418	ICPHILLRD	Support Systems, Utilities and Other	ROAD-INTAKE HILL FROM RED HILLS TO INTAKE	Joint	418
419	ICPHILLRDCV	Support Systems, Utilities and Other	ROAD INTAKE HILLFROM RED HILLS TO INTAKE, CULVERTS	Joint	419
420	ICPHPHRD	Support Systems, Utilities and Other	CHERRY OIL TO HPH ROAD,INTAKE/HPH ROAD	Power	420
421	ICPHPHRDCV	Support Systems, Utilities and Other	CHERRY OIL ROADTO HPH ROAD,INTAKE/HPH ROAD CULVERT	Power	421
422	ICPMATHER	Support Systems, Utilities and Other	ROAD FROM TOP OF INTAKE HILL TO CAMP MATHER	Joint	422
423	ICPREDHILL	Support Systems, Utilities and Other	ROADWAY-HWY120 TO INTAKE HILL EARLY INTAKE	Joint	423

Maximo Record Number	Maximo ID Location	SFPUC Facility Group	Facility	Classification	Maximo Record Number
424	ICPREDHILLCV	Support Systems, Utilities and Other	ROADWAY-HWY120 TO INTAKE HILL EARLY INTAKE	Joint	424
425	ICPROADS	Support Systems, Utilities and Other	INTAKE/CHERRY/MATHER/ELEANOR AREA ROADS	Joint	425
426	J59RRRPLACRD	Support Systems, Utilities and Other	POWER LINE ACCESS RD - RD J59 TO ROCK RIVER ROAD	Joint	426
428	MCDIRTRDSCV	Support Systems, Utilities and Other	MOCCASIN DIRT ROADS CULVERTS	Joint	428
429	MCPAVERDS	Support Systems, Utilities and Other	MOCCASIN AREA PAVED ROADS	Joint	429
430	MCPAVERDSCV	Support Systems, Utilities and Other	MOCCASIN AREA PAVED ROADS CULVERTS	Joint	430
431	MCPROADS	Support Systems, Utilities and Other	MOCCASIN AREA ROADS	Joint	431
433	MCPRRGCV	Support Systems, Utilities and Other	MOCCASIN TO PRIEST RAILROAD GRADE , MOCCASIN	Joint	433
434	MOCCPENSTSRD	Support Systems, Utilities and Other	MOCCASIN AREA ROADS PENSTOCK SOUTH SIDE MCP	Joint?	434
435	MOCTOMARSFL	Support Systems, Utilities and Other	MOCCASIN TO MARSH FLAT TOWER 239S TOWER LINE	Joint	435
436	MRPCPWLACCRD	Support Systems, Utilities and Other	MERRELL ROAD TO PRIEST TOWER LINE ROADS	Joint	436
437	MRPCPWLACRCV	Support Systems, Utilities and Other	MERRELL ROAD TO PRIEST TOWER LINE ROADS	Joint	437
438	MSJPWLACCRD	Support Systems, Utilities and Other	POWER LINE ACCESS RD - BIRD RD TO MISSION SAN JOSE	Joint	438
439	MT5-6ACRO	Support Systems, Utilities and Other	MOUNTAIN TUNNEL ACCESS ROAD TO 5-6 ADIT	Joint	439
440	MT5-6ACROCV	Support Systems, Utilities and Other	MOUNTAIN TUNNEL ACCESS ROAD TO 5-6 ADIT CULVERT	Joint	440
441	RMBWLACCRD	Support Systems, Utilities and Other	PIPELINE ACCESS RD - RMB TO EMERY RD	Joint	441
442	RMBWLACRDC	Support Systems, Utilities and Other	PIPELINE ACCESS CULVERT RD - RMB TO EMERY RD	Joint	442
443	RMBWPWLACCR	Support Systems, Utilities and Other	POWER LINE ACCESS RD - RMB TO J59	Joint	443
444	RRRLIMPTWLRD	Support Systems, Utilities and Other	POWER LINE ACCESS RD - ROCK RIVER ROAD LIME PIT	Joint	444
446	SFRFRPWLACV	Support Systems, Utilities and Other	SOUTH FORK RIVER TO FERRETTI ROAD TOWER LINE ROADS	Joint	446
447	WESTPORTALRD	Support Systems, Utilities and Other	WEST PORTAL AREA ROADS	Joint	447
448	WILRDTODACRD	Support Systems, Utilities and Other	POWER LINE ACCESS RD - WILMS ROAD TO DIRT ACC. RD	Joint	448
449	WPPAVERDSCV	Support Systems, Utilities and Other	WEST PORTAL AREA PAVED ROADS CULVERT	Joint	449
450	INTHSFPWLACC	Support Systems, Utilities and Other	TOP INTAKE HILL/ SOUTH FORK RIVER TOWER LINE ROADS	Joint	450
451	MARSFLDONPCV	Support Systems, Utilities and Other	MARSH FLAT TO DON PEDRO TOWER 243S TO TOWER 258S	Joint	451
452	MARSFLTODONP	Support Systems, Utilities and Other	MARSH FLAT TO DON PEDRO TOWER 243S TO TOWER 258S	Joint	452
453	MOCMARSFLCCV	Support Systems, Utilities and Other	MOCCASIN TO MARSH FLAT TOWER 239S TOWER LINE	Joint	453
454	MOCMARSFLCV	Support Systems, Utilities and Other	MOCCASIN TO MARSH FLAT TOWER 239S TOWER LINE	Joint	454
455	PRMCPWLACCRD	Support Systems, Utilities and Other	PRIEST TO MOCCASIN TOWER LINE ROADS	Joint	455
456	VDPLACCRD	Support Systems, Utilities and Other	ALL PIPELINE ACCESS ROADS	Joint	456
457	ICPMATHERCV	Support Systems, Utilities and Other	ROAD FROM TOP OF INTAKE HILL TO CAMP MATHER CULVER	Joint	457
458	V-HH-EQP	Support Systems, Utilities and Other	HEAVY EQUIPMENT	Joint	458
459	DWTXALARM	Support Systems, Utilities and Other	DUCKWALL REPEATER TRANSMIT ALARM UNIT	Joint	459
460	MPRRALMRX	Support Systems, Utilities and Other	MPR REPEATER ALARM RECEIVER	Joint	460
461	MPRSCADA	Support Systems, Utilities and Other	MOCCASIN PEAK RADIO SITE RTU	Joint	461
462	SCADA	Support Systems, Utilities and Other	HHWP SCADA SYSTEM	Joint	462
463	SCADAMSTER	Support Systems, Utilities and Other	NEW L&G 6800 SCADA MASTER	NA	463
464	SCADAMSTR	Support Systems, Utilities and Other	SCADA MASTER STATION A & B	NA	464
465	SCADAMSTR-TG	Support Systems, Utilities and Other	SCADA MASTER, NEW TG8000-EMS SCADA	NA	465
466	HHMOCCNET	Support Systems, Utilities and Other	PROJECT NOVELL 386 NETWORK	NA	466
467	BLKNGCARR	Support Systems, Utilities and Other	BLOCKING CARRIER SYSTEMS	Power	467
468	BORCS	Support Systems, Utilities and Other	BURNOUT RIDGE COMMUNICATION SITE	Joint	468
469	BORMICROWAV	Support Systems, Utilities and Other	BURN OUT RIDGE MICROWAVE COMMUNICATION SITE	Joint	469
470	COMM	Support Systems, Utilities and Other	HHWP COMMUNICATION SYSTEMS	Joint	470
471	COMPTREQP	Support Systems, Utilities and Other	COMPUTER EQUIP, ELECTRONIC DEVICES & SECURITY KEYS	Joint	471
472	CTSMICROWAVE	Support Systems, Utilities and Other	CHERRY MICROWAVE COMMUNICATION SITE	Joint	472
473	CVCS	Support Systems, Utilities and Other	CHERRY VALLEY COMMUNICATION SITE	Joint	473
474	DATACOMM	Support Systems, Utilities and Other	DATA COMMUNICATION SYSTEMS	Joint	474
475	DUCKWALL	Support Systems, Utilities and Other	DUCKWALL MICROWAVE COMMUNICATION SITE	Joint	475
476	DWCSBATA	Support Systems, Utilities and Other	COMM SITE BATTERY BANK *A* (5-12 VOLT GELL CELL BA	Joint	476
477	DWCSBATB	Support Systems, Utilities and Other	COMM SITE BATTERY BANK *B* (5-12 VOLT GELL CELL BA	Joint	477

Maximo Record Number	Maximo ID Location	SFPUC Facility Group	Facility	Classification	Maximo Record Number
478	DWCSBLDG	Support Systems, Utilities and Other	DUCKWALL COMM SITE EQUIP BUILDING	Joint	478
479	DWDISH1	Support Systems, Utilities and Other	DUCKWALL ANTENNA DISH PATH 1 TO JONES POINT REPEAT	Joint	479
480	DWDISH2	Support Systems, Utilities and Other	DUCKWALL ANTENNA DISH PATH 2 TO MOCCASIN PEAK REPE	Joint	480
481	DWPVCTRLA	Support Systems, Utilities and Other	DUCKWALL PHOTOVOLTAIC CHARGER CONTROL BATTERY BANK	Joint	481
482	DWPVCTRLB	Support Systems, Utilities and Other	DUCKWALL PHOTOVOLTAIC CHARGER CONTROL BATTERY BANK	Joint	482
483	DWSOLPNLA	Support Systems, Utilities and Other	DUCKWALL SOLAR PANNELS *A*	Joint	483
484	DWSOLPNLB	Support Systems, Utilities and Other	DUCKWALL SOLAR PANNEL *B*	Joint	484
485	DWTOWER	Support Systems, Utilities and Other	DUCKWALL TOWER STRUCTURE	Joint	485
486	ICPRAD	Support Systems, Utilities and Other	ICP RADIO BUILDING	Joint	486
487	ICPRADIOSITE	Support Systems, Utilities and Other	EARLY INTAKE RADIO SITE	Joint	487
488	IRSMICROWAVE	Support Systems, Utilities and Other	INTAKE MICROWAVE COMMUNICATION SITE	Joint	488
489	MCPMICROWAV	Support Systems, Utilities and Other	MOCCASIN CAMP MICROWAVE COMMUNICATION SITE BUILDING	Joint	489
490	MCPRADST	Support Systems, Utilities and Other	OLD MOCCASIN RADIO STATION BLDG	NA	490
491	MICROCOMM	Support Systems, Utilities and Other	MICROWAVE COMMUNICATION SYSTEMS	Joint	491
492	MPR	Support Systems, Utilities and Other	MOCCASIN PK. RADIO SITE	Joint	492
493	MPRBLDG	Support Systems, Utilities and Other	MOCCASIN PK. RADIO SITE BUILDING	Joint	493
494	MPRFRBBA	Support Systems, Utilities and Other	MPR FLOTROL RECTIFIER BATT BANK A	Joint	494
495	MPRFRBBB	Support Systems, Utilities and Other	MPR FLOTROL RECTIFIER BATT BANK B	Joint	495
496	MPRGEN	Support Systems, Utilities and Other	MOCCASIN PEAK RADIO SITE STAND-BY GENERATOR / LP	Joint	496
497	MPRGENCU	Support Systems, Utilities and Other	MPR STNBY GENERATOR CTRL UNIT	Joint	497
498	MPRHAL	Support Systems, Utilities and Other	MOCC PEAK RADIO BUILDING HALON SYS	Joint	498
499	OPTICCOMM	Support Systems, Utilities and Other	OPTICAL FIBER COMMUNICATION SYSTEMS	Joint	499
500	PPPCS	Support Systems, Utilities and Other	POOPENAUT PASS COMMUNICATION SITE	Joint	500
501	PPPMICROWAVE	Support Systems, Utilities and Other	POOPANAUNT PASS MICROWAVE COMMUNICATION SITE	Joint	501
502	RADIOCOMM	Support Systems, Utilities and Other	RADIO COMMUNICATION SYSTEMS	Joint	502
503	TELCOMM	Support Systems, Utilities and Other	TELEPHONE COMMUNICATION SYSTEMS	Joint	503
504	TRANFTRIP	Support Systems, Utilities and Other	TRANSFER TRIP SYSTEMS	Power	504
505	WESTPORTCS	Support Systems, Utilities and Other	WEST PORTAL COMMUNICATION SITE	Joint	505
506	PWRLNCARR	Support Systems, Utilities and Other	POWER LINE CARRIER SYSTEMS	Power	506
507	HHKEYS	Support Systems, Utilities and Other	HETCH HETCHY SECURITY KEYS, MOCCASIN	Joint	507
508	WSBSCADA	Facilities West of Moccasin Gate Tower	WARNERVILLE SHOP BLDG RTU	Joint	508
509	WSYSCADA	Facilities West of Moccasin Gate Tower	WARNERVILLE SWITCHYARD SCADA RTU	Joint	509
510	WSYCRB	Facilities West of Moccasin Gate Tower	WSY CONTROL ROOM/BUILDING, WSY	Power	510
511	WSYCT	Facilities West of Moccasin Gate Tower	WARNERVILLE COTTAGES	Joint	511
512	WSYDWS	Facilities West of Moccasin Gate Tower	WARNERVILLE DOMESTIC WATER SYSTEM , WARNERVILLE	Joint	512
513	WSYFUEL	Facilities West of Moccasin Gate Tower	WARNERVILLE FUELING STATION	Joint	513
514	WSYSHPS	Facilities West of Moccasin Gate Tower	WARNERVILLE SHOPS/OFFICE BUILDING	Joint	514
515	WSY	Facilities West of Moccasin Gate Tower	WARNERVILLE SWITCHYARD/SUBSTATION	Power	515
516	WSY115KVT1	Facilities West of Moccasin Gate Tower	115KV NUMBER 1 TRANSFORMER BUS	Power	516
517	WSY115KVT2	Facilities West of Moccasin Gate Tower	115KV NUMBER 2 TRANSFORMER BUS	Power	517
518	WSY115KVT3	Facilities West of Moccasin Gate Tower	115KV NUMBER 3 TRANSFORMER BUS	Power	518
519	WSYBUSTIE	Facilities West of Moccasin Gate Tower	WARNERVILLE SW YARD BUS TIE 230KV	Power	519
520	WSYDELG	Facilities West of Moccasin Gate Tower	WARNERVILLE SUB DELUGE SYSTEM	Power	520
521	WSYLINE5	Facilities West of Moccasin Gate Tower	WARNERVILLE SWITCHYARD H.V. LINE 5	Power	521
522	WSYLINE6	Facilities West of Moccasin Gate Tower	WARNERVILLE SWITCHYARD H.V. LINE 6	Power	522
523	WSYLINE7	Facilities West of Moccasin Gate Tower	WARNERVILLE SWITCHYARD 115KV LINE 7	Power	523
524	WSYLINE8	Facilities West of Moccasin Gate Tower	WARNERVILLE SWITCHYARD 115KV LINE 8	Power	524
525	WSYPGEL2BG	Facilities West of Moccasin Gate Tower	WSY PGE LINE 2 BELLOTA GREGG	Power	525
526	WSYPRORLY	Facilities West of Moccasin Gate Tower	WSY PROTECTIVE RELAYS	Power	526
527	WSYSUMP	Facilities West of Moccasin Gate Tower	WARNERVILLE SWITCH YARD SUMP PUMP	Power	527
528	WSYTB1	Facilities West of Moccasin Gate Tower	230KV NUMBER 1 TRANSFORMER BUS	Power	528

Maximo Record Number	Maximo ID Location	SFPUC Facility Group	Facility	Classification	Maximo Record Number
529	WSYTB2&3	Facilities West of Moccasin Gate Tower	230KV BUS FOR NUMBER 2&3 XFMR	Power	529
530	WSYDWBFP	Facilities West of Moccasin Gate Tower	WARNERVILLE BACK FLOW PREVENTERS, WSY	Joint	530
531	OPVSCADA	Facilities West of Moccasin Gate Tower	OAKDALE PORTAL VALVEHOUSE RTU	Water	531
532	ARVHSCADA	Facilities West of Moccasin Gate Tower	ALBERS RD VALVE HOUSE SCADA RTU	Water	532
533	101PJ4VH	Facilities West of Moccasin Gate Tower	SJPL3 and SJPL4 JUNCTION VALVEHOUSE	Water	533
534	ALBERVH	Facilities West of Moccasin Gate Tower	ALBERS RD VALVE HOUSE	Water	534
535	ALMPORTAL	Facilities West of Moccasin Gate Tower	ALAMEDA EAST PORTAL	Water	535
536	AVH	Facilities West of Moccasin Gate Tower	ALAMEDA VALVE HOUSE #2	Water	536
537	CASHCRVH	Facilities West of Moccasin Gate Tower	CASHMAN CREEK VALVE HOUSE	Water	537
538	CSTRNGTNL	Facilities West of Moccasin Gate Tower	COAST RANGE TUNNEL / TESLA - SUNOL	Water	538
539	EMERYCOAUX	Facilities West of Moccasin Gate Tower	EMERY ROAD CROSSOVER AUX CONTROL BUILDING	Water	539
540	EMERYCOVH	Facilities West of Moccasin Gate Tower	EMERY ROAD CROSSOVER VALVE HOUSE	Water	540
541	FTDBRNAD	Facilities West of Moccasin Gate Tower	FOOTHILL TNL BROWNS TUNNEL ACCESS	Water	541
542	FTDRMBE	Facilities West of Moccasin Gate Tower	FOOTHILL TUNNEL RED MNTN BAR EAST	Water	542
543	FTDRMBSPH	Facilities West of Moccasin Gate Tower	RED MNTN BAR SIPHON , RED MOUNTAIN BAR	Water	543
544	FTDRMBSS	Facilities West of Moccasin Gate Tower	RED MNTN BAR EAST SURGE SHAFT , RED MOUNTAIN BAR	Water	544
545	FTHTNLDIV	Facilities West of Moccasin Gate Tower	FOOTHILL TUNNEL DIVISION	Water	545
546	OAKPORTAL	Facilities West of Moccasin Gate Tower	OAKDALE PORTAL VALVE HOUSES	Water	546
547	PELICANCOVH	Facilities West of Moccasin Gate Tower	PELICAN CROSSOVER VALVE HOUSE	Water	547
548	PELICANXOAUX	Facilities West of Moccasin Gate Tower	PELICAN CROSSOVER AUX CONTROL BUILDING	Water	548
549	PL2THSEAU	Facilities West of Moccasin Gate Tower	SJPL2, THROTTLING STATION #1, AUXILIARY	Water	549
550	PL2THSWAU	Facilities West of Moccasin Gate Tower	SJPL2, THROTTLING STATION #2, AUXILIARY	Water	550
551	RMBGATHOU	Facilities West of Moccasin Gate Tower	RED MOUNTAIN BAR WEST GATE HOUSE, RMB	Water	551
552	RMBSCADA	Facilities West of Moccasin Gate Tower	RED MTN. BAR SLIDE GATE RTU	Water	552
553	ROSELCOAUX	Facilities West of Moccasin Gate Tower	ROSELLE AVE CROSSOVER AUX BUILDING	Water	553
554	ROSELCOVH	Facilities West of Moccasin Gate Tower	ROSELLE AVE. CROSSOVER VALVE HOUSE	Water	554
555	RR	Facilities West of Moccasin Gate Tower	ROCK RIVER	Water	555
556	RRLSCADA	Facilities West of Moccasin Gate Tower	ROCK RIVER LIME PLANT RTU	Water	556
557	SJCSCADA	Facilities West of Moccasin Gate Tower	SAN JOAQUIN PIPELINE CROSS-OVER RTU	Water	557
558	SJPL	Facilities West of Moccasin Gate Tower	SAN JOAQUIN VALLEY PIPELINES	Water	558
559	SJPL2THSE	Facilities West of Moccasin Gate Tower	SAN JOAQUIN PIPELINE 2, THROTTLING STATION #1	Water	559
560	SJPL2THSW	Facilities West of Moccasin Gate Tower	SAN JOAQUIN PIPELINE 2, THROTTLING STATION #2	Water	560
561	SJPL3THS	Facilities West of Moccasin Gate Tower	SAN JOAQUIN PIPELINE 3,4 THROTTLING STATION	Water	561
562	SJVH	Facilities West of Moccasin Gate Tower	SAN JOAQUIN VALVE HOUSE	Water	562
563	SJVHAUXBLDG	Facilities West of Moccasin Gate Tower	SAN JOAQUIN VALVE HOUSE AUXILLARY BUILDING	Water	563
564	SJVSCADA	Facilities West of Moccasin Gate Tower	SAN JOAQUIN VALVEHOUSE RTU	Water	564
565	TESCHLOR	Facilities West of Moccasin Gate Tower	TESLA CHLORINATION BUILDING	Water	565
566	TESGENHSE	Facilities West of Moccasin Gate Tower	TESLA GENERATOR HOUSE	Water	566
567	TESLA-HH	Facilities West of Moccasin Gate Tower	TESLA PORTAL EQUIPMENT AND BLDGS	Water	567
568	TESPORTAL	Facilities West of Moccasin Gate Tower	TESLA PORTAL VALVE HOUSES	Water	568
569	TESPUMPHSE	Facilities West of Moccasin Gate Tower	TESLA PUMPHOUSE	Water	569
570	TPVSCADA	Facilities West of Moccasin Gate Tower	TESLA PORTAL VALVEHOUSE RTU	Water	570
571	TSLDWS	Facilities West of Moccasin Gate Tower	TESLA DOMESTIC WATER SYSTEM	Water	571
572	TSLSEWSYS	Facilities West of Moccasin Gate Tower	TESLA PORTAL SEWAGE SYSTEM	Water	572
573	TUTF	Facilities West of Moccasin Gate Tower	TESLA ULTRAVIOLET TREATMENT FACILITY	Water	573
574	TUVH	Facilities West of Moccasin Gate Tower	TESLA ULTRAVIOLET VALVE HOUSE	Water	574
575	VDHHSHAFT	Facilities West of Moccasin Gate Tower	HETCH HETCHY SURGE SHAFT	Water	575
576	VDOAKOVR	Facilities West of Moccasin Gate Tower	FTHL TNL OAKDALE PORTAL OVERFLOW SHAFT	Water	576
577	VPEDROADT	Facilities West of Moccasin Gate Tower	FOOTHILL TNL PEDRO ACCESS	Water	577
578	VDRMBW	Facilities West of Moccasin Gate Tower	RED MNTN BAR WEST	Water	578